



US00D544739S

(12) **United States Design Patent**
Knowles

(10) **Patent No.:** **US D544,739 S**

(45) **Date of Patent:** **** Jun. 19, 2007**

(54) **SQUEEZING DEVICE FOR COLLAPSIBLE FLEXIBLE TUBES**

(76) Inventor: **Ronald R. Knowles**, 5711 Richmond Ave., Garden Grove, CA (US) 92845

(**) Term: **14 Years**

(21) Appl. No.: **29/259,697**

(22) Filed: **May 15, 2006**

(51) **LOC (8) Cl.** **23-02**

(52) **U.S. Cl.** **D6/541**

(58) **Field of Classification Search** D6/541;
D9/434; 222/92, 95, 99, 104
See application file for complete search history.

(56) **References Cited**

U.S. PATENT DOCUMENTS

2,390,314	A	12/1945	Massey	
3,248,012	A *	4/1966	Adams	222/95
4,574,983	A *	3/1986	Fatkin	222/95
D352,624	S	11/1994	Voiss	
D353,293	S *	12/1994	Planchon	D6/541
D378,557	S	3/1997	Tal	

D395,602	S *	6/1998	Sakko	D9/434
5,857,593	A	1/1999	Patronaggio	
6,189,737	B1	2/2001	Condon	
6,415,479	B1	7/2002	Steinberg	
6,685,057	B1	2/2004	Sullivan	

* cited by examiner

Primary Examiner—Brian N Vinson

(57) **CLAIM**

The ornamental design for a squeezing device for collapsible flexible tubes, as shown and described.

DESCRIPTION

FIG. 1 is a front elevation view of a squeezing device for collapsible flexible tubes showing my new design;

FIG. 2 is a right elevation view;

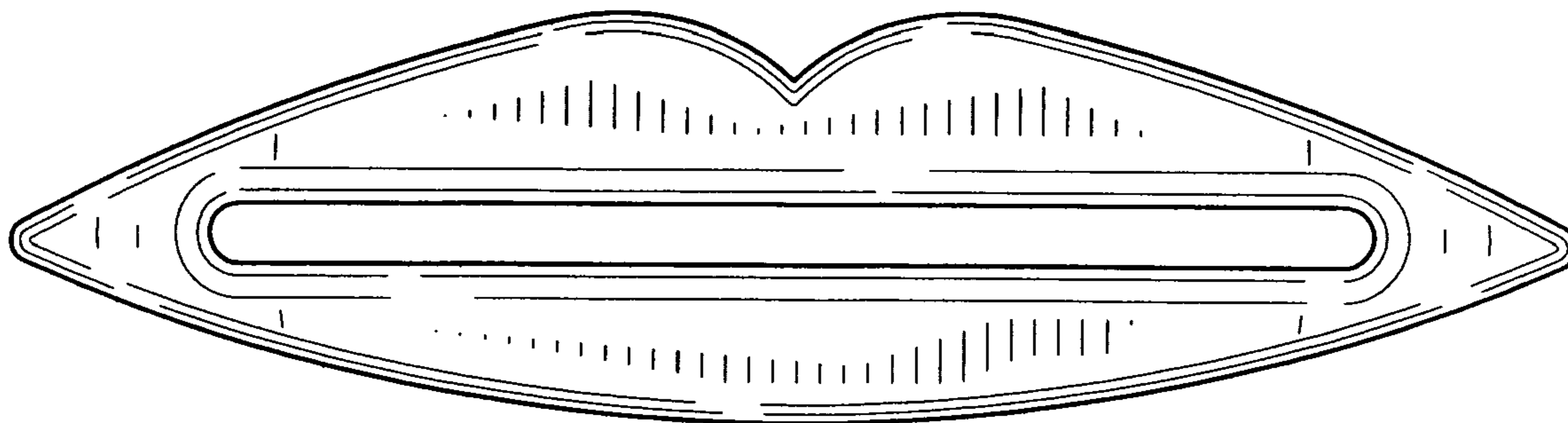
FIG. 3 is a left elevation view;

FIG. 4 is a top plan view

FIG. 5 is a bottom plan view; and,

FIG. 6 is a perspective view of a squeezing device for collapsible flexible tubes showing my new design.

1 Claim, 3 Drawing Sheets



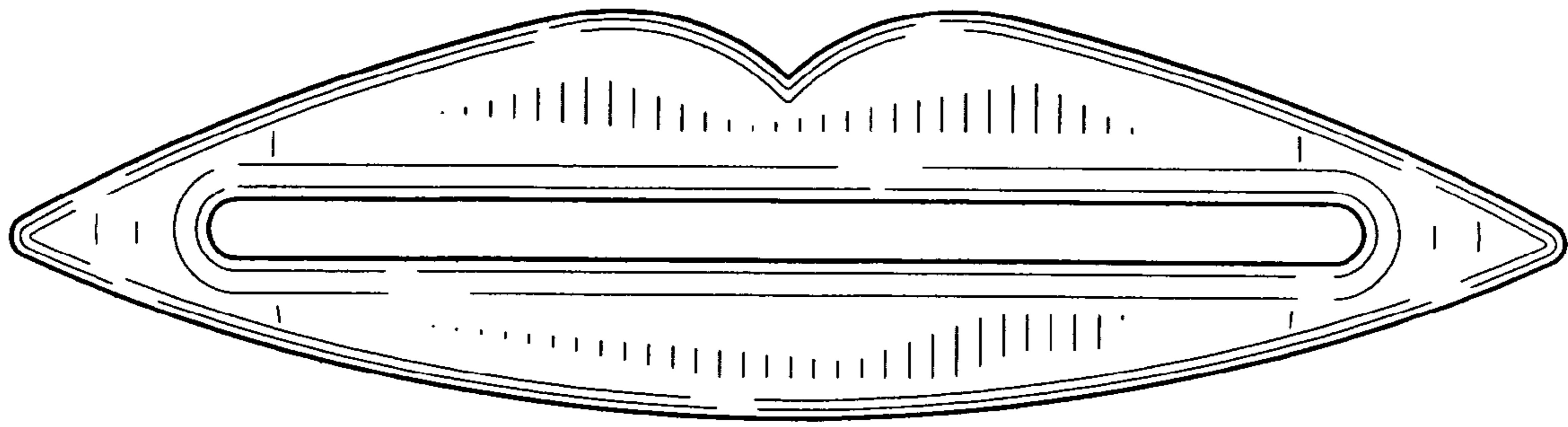


FIG. 1




FIG. 2




FIG. 3

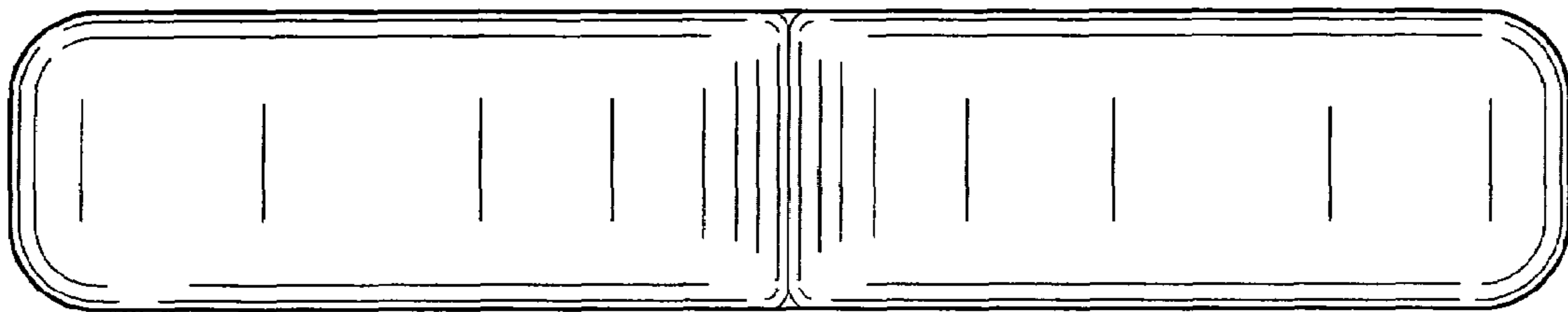


FIG. 4



FIG. 5

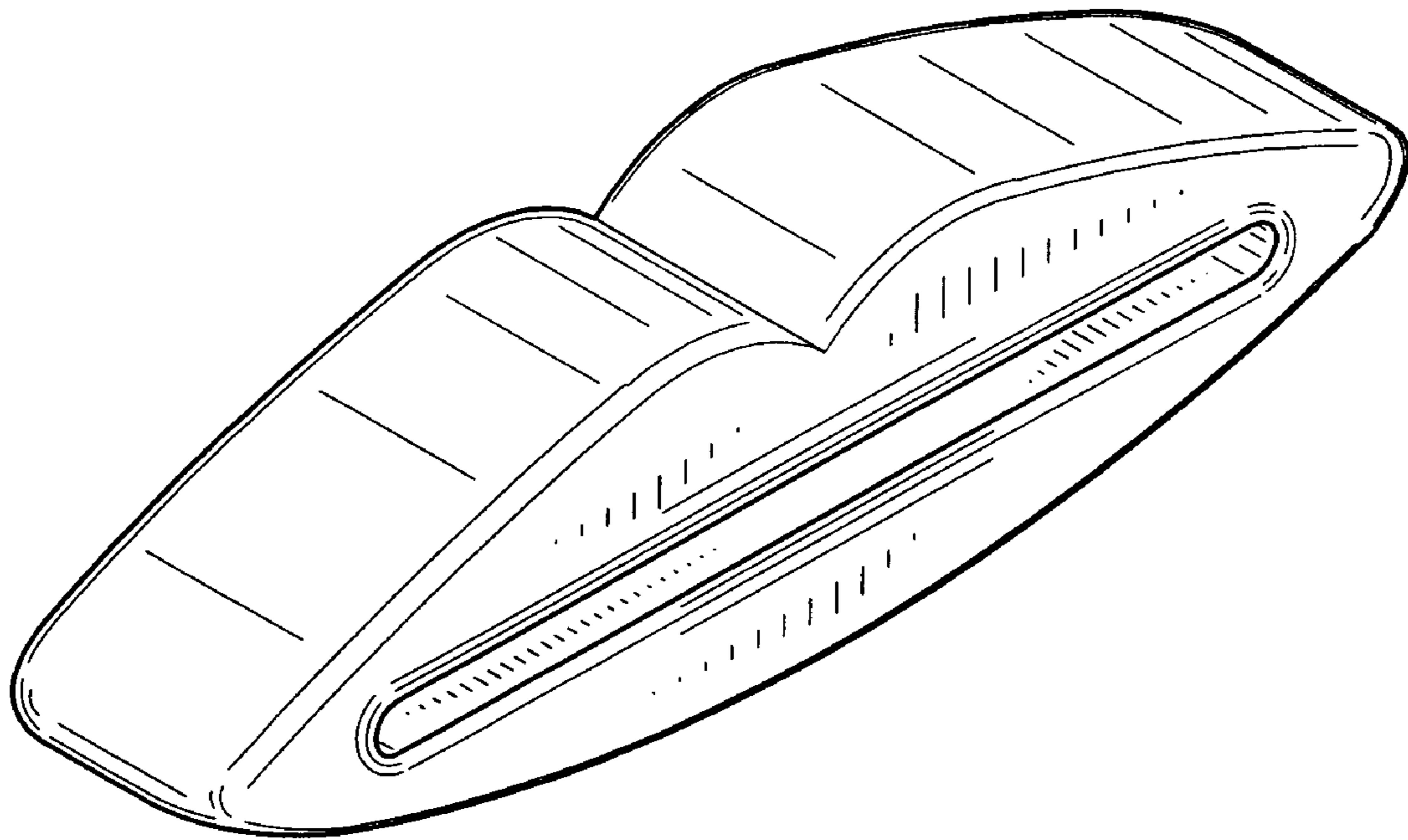


FIG. 6