



US00D544737S

(12) **United States Design Patent**
Nagoya

(10) **Patent No.:** **US D544,737 S**

(45) **Date of Patent:** **** Jun. 19, 2007**

(54) **SHAVER HOLDER**

(75) Inventor: **Yoshiki Nagoya**, Tokyo (JP)

(73) Assignee: **Marna Inc.**, Tokyo (JP)

(**) Term: **14 Years**

(21) Appl. No.: **29/244,734**

(22) Filed: **Dec. 14, 2005**

(30) **Foreign Application Priority Data**

Aug. 3, 2005 (JP) 2005-022551

(51) **LOC (8) Cl.** **28-03**

(52) **U.S. Cl.** **D6/526**

(58) **Field of Classification Search** D6/524,
D6/526, 540, 553, 567; D8/373; 211/13.1,
211/70.6, 87.01, 89.01; 248/200, 205.5,
248/309.1, 314

See application file for complete search history.

(56) **References Cited**

U.S. PATENT DOCUMENTS

D221,960 S * 9/1971 Stephenson D6/526

D277,434 S * 2/1985 Iten D6/526
D300,406 S * 3/1989 Bordian D6/526
D369,049 S * 4/1996 Scaglione D6/526
D387,930 S * 12/1997 Israel et al. D6/526

* cited by examiner

Primary Examiner—Brian N Vinson

(74) *Attorney, Agent, or Firm*—Wenderoth, Lind & Ponack,
L.L.P.

(57) **CLAIM**

The original design for shaver holder, as shown.

DESCRIPTION

FIG. 1 is a perspective view of the shaver holder showing my new design;

FIG. 2 is a front elevational view thereof;

FIG. 3 is a top plan view thereof;

FIG. 4 is a right side elevational view thereof;

FIG. 5 is a rear elevational view thereof; and,

FIG. 6 is a bottom plan view thereof.

1 Claim, 3 Drawing Sheets

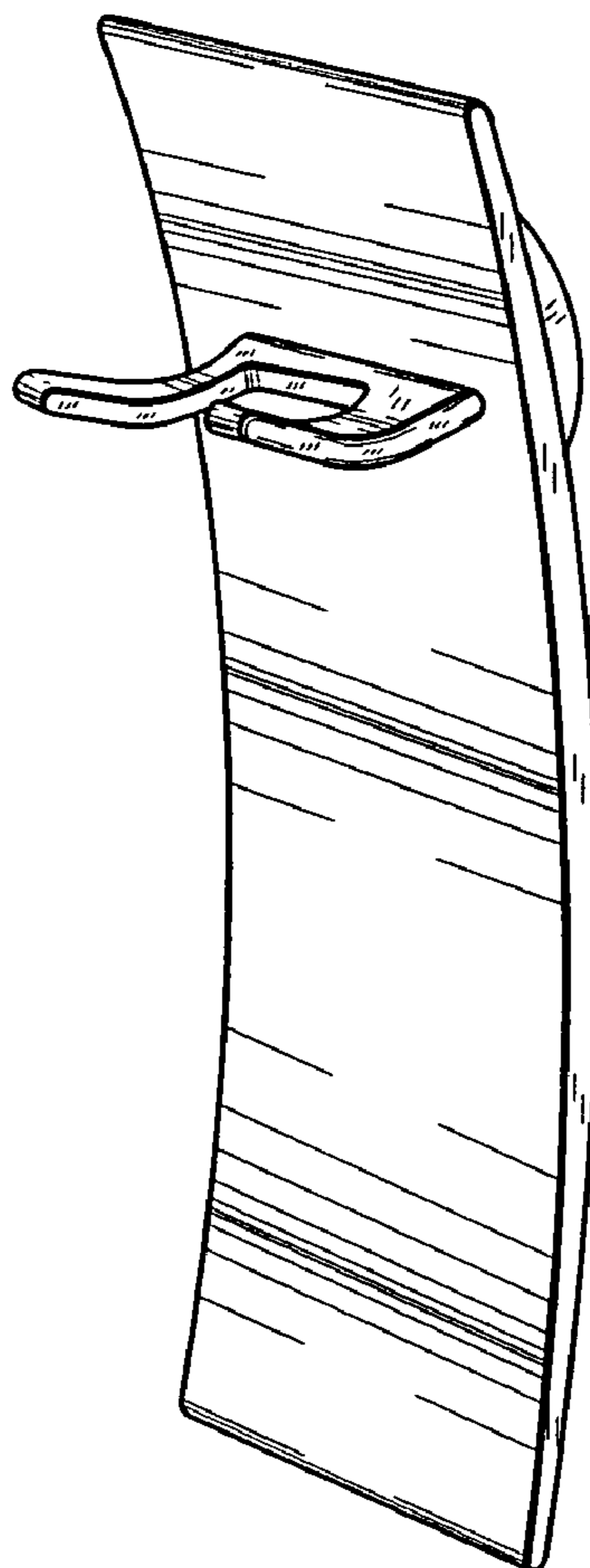


Fig. 1

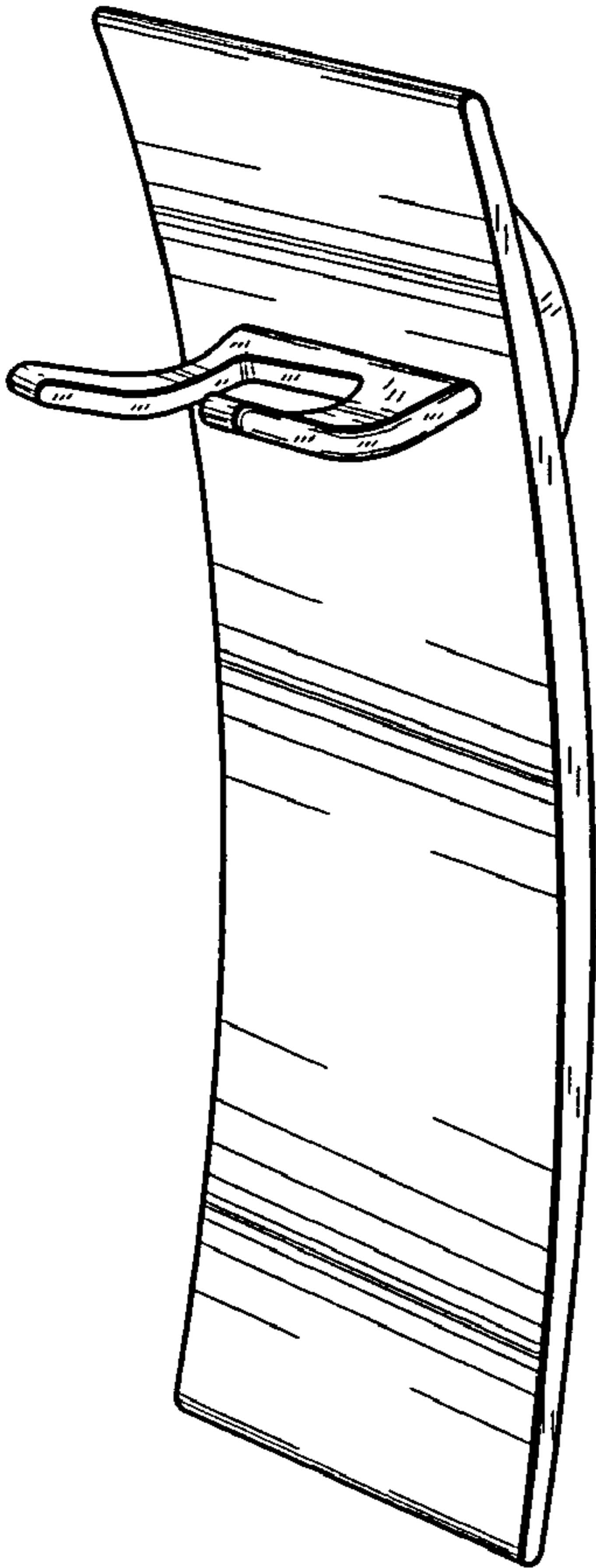


Fig. 2

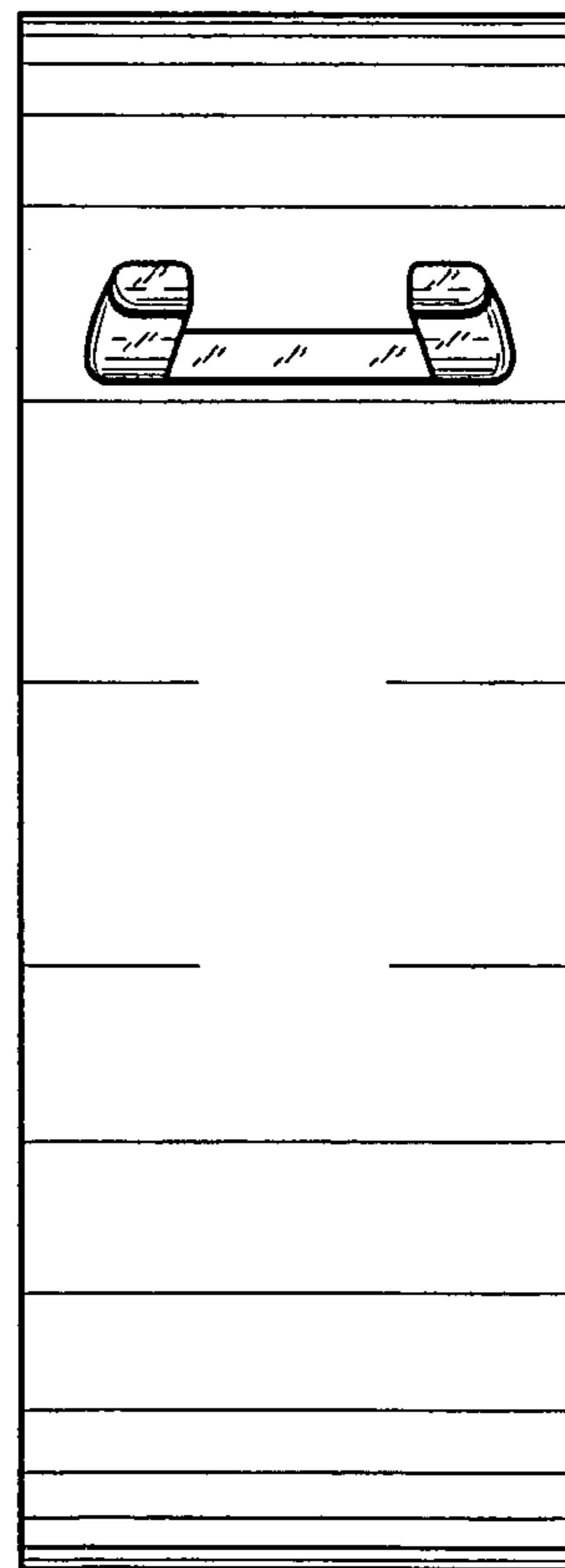


Fig. 3

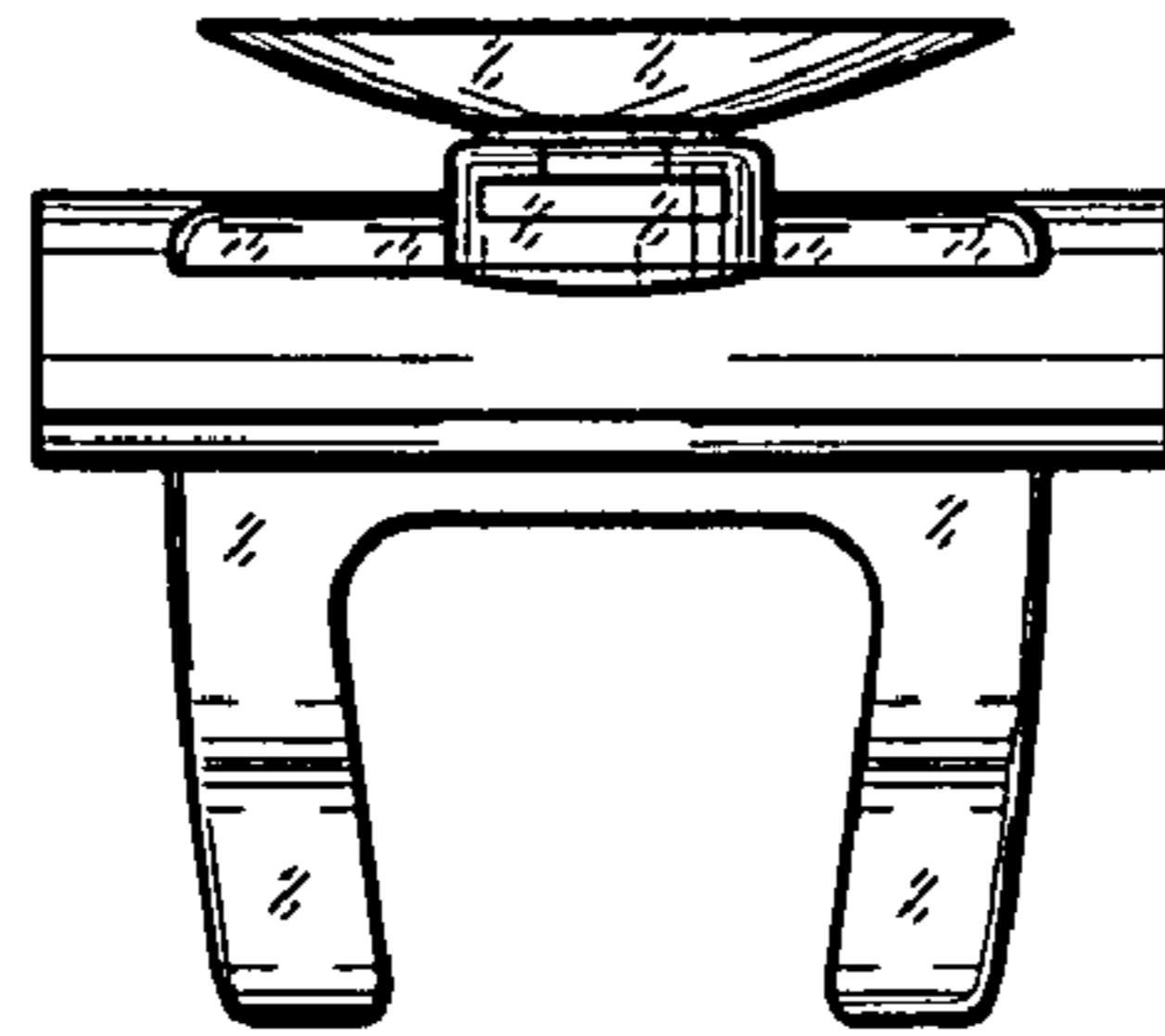


Fig. 4



Fig. 5

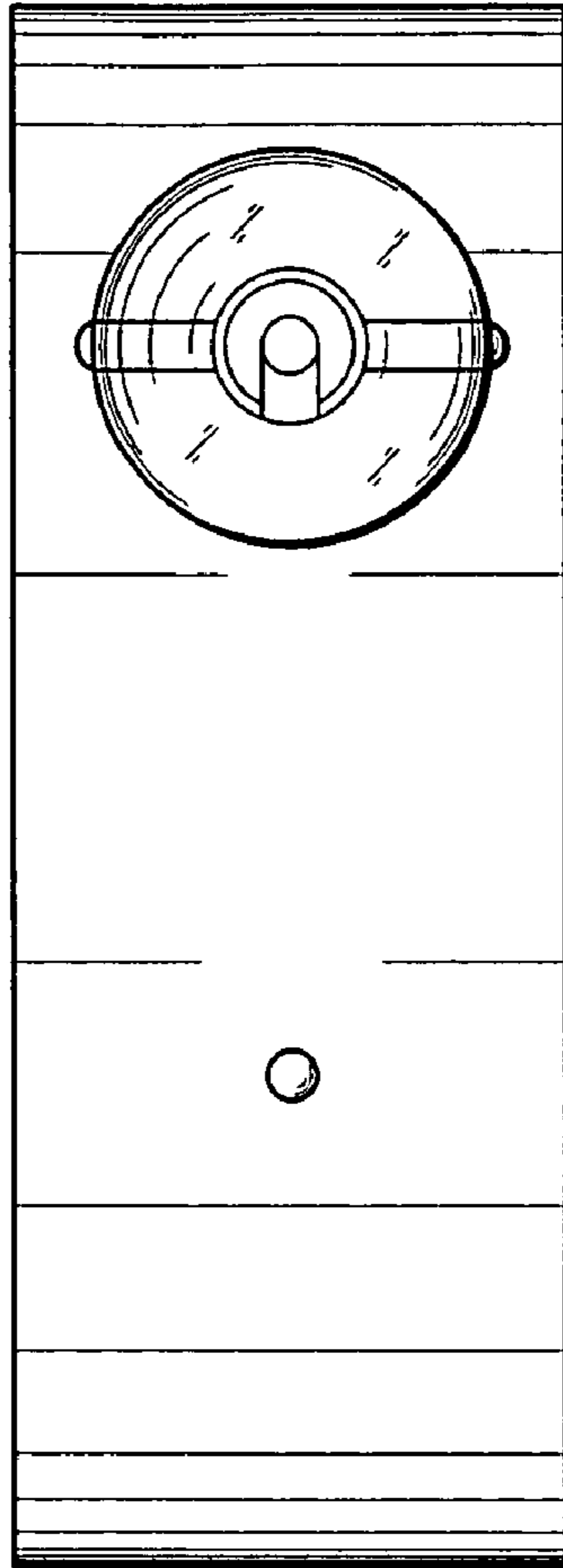


Fig. 6

