



US00D544733S

(12) **United States Design Patent**
Mazzera

(10) **Patent No.:** **US D544,733 S**

(45) **Date of Patent:** **** Jun. 19, 2007**

(54) **CHAIR BASE**

(75) Inventor: **Marcello Mazzera**, Chatsworth, CA
(US)

(73) Assignee: **True Seating Concepts, LLC** (MU)

(**) Term: **14 Years**

(21) Appl. No.: **29/262,744**

(22) Filed: **Jul. 5, 2006**

(51) **LOC (8) Cl.** **06-06**

(52) **U.S. Cl.** **D6/498**

(58) **Field of Classification Search** D6/334-336,
D6/364, 365, 366, 367, 498, 500-502; 248/188.7;
297/344.18, 358, 411.2, 411.28, 463.1
See application file for complete search history.

(56) **References Cited**

U.S. PATENT DOCUMENTS

D437,513 S *	2/2001	Privatt et al.	D6/498
D461,322 S *	8/2002	Holbrook et al.	D6/366
D461,345 S *	8/2002	Holbrook et al.	D6/498
D469,265 S *	1/2003	Holbrook et al.	D6/366
D482,549 S *	11/2003	Tsai	D6/498
D493,986 S *	8/2004	Fu	D6/498

D494,785 S *	8/2004	Chen	D6/498
D494,786 S *	8/2004	Cheng	D6/498
D525,462 S *	7/2006	Egger	D6/498

* cited by examiner

Primary Examiner—Mimosa De

(74) *Attorney, Agent, or Firm*—Morland C. Fischer

(57) **CLAIM**

The ornamental design for a chair base, as shown and described.

DESCRIPTION

FIG. 1 is a perspective view showing the top, opposite sides and front of a chair base which forms my new design, the broken lines of a chair and chair base parts being for illustrative purposes only and forming no part of my design;

FIG. 2 is a top plan view thereof;

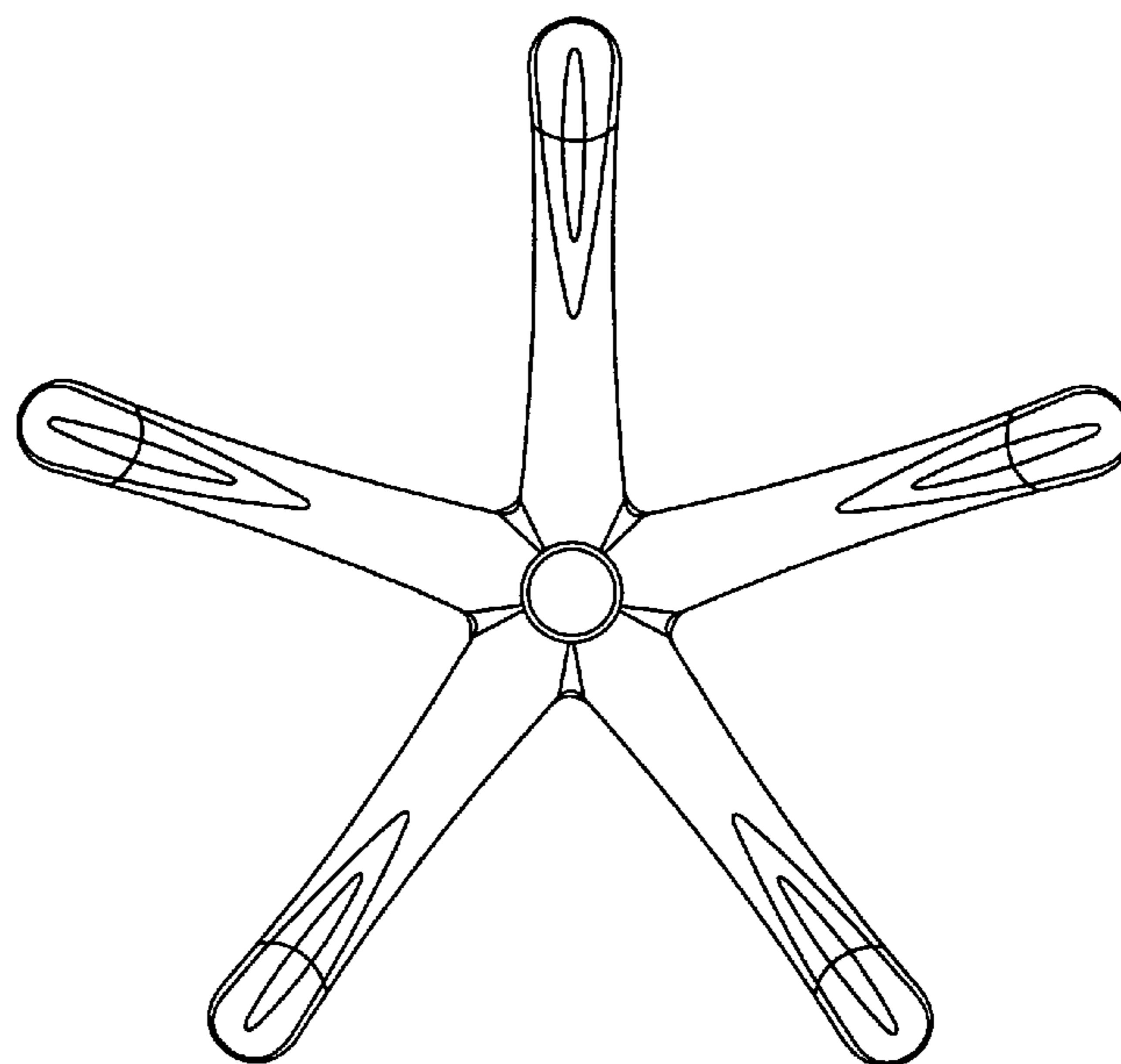

FIG. 3 is a front elevational view thereof;

FIG. 4 is a rear elevational view thereof;

FIG. 5 is a left side elevational view thereof; and,

FIG. 6 is a right side view thereof.

1 Claim, 3 Drawing Sheets






FIG. 1

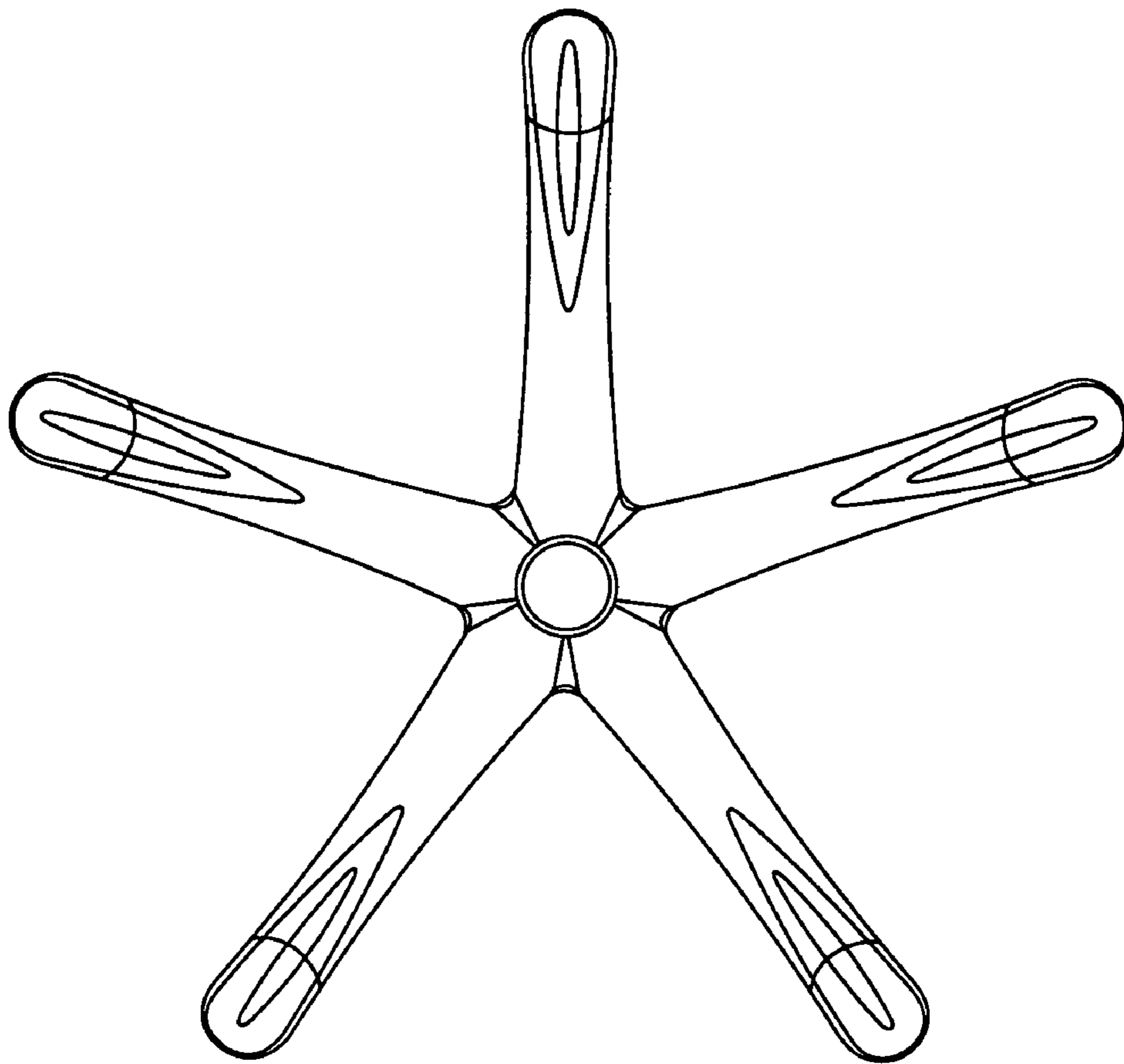


FIG. 2

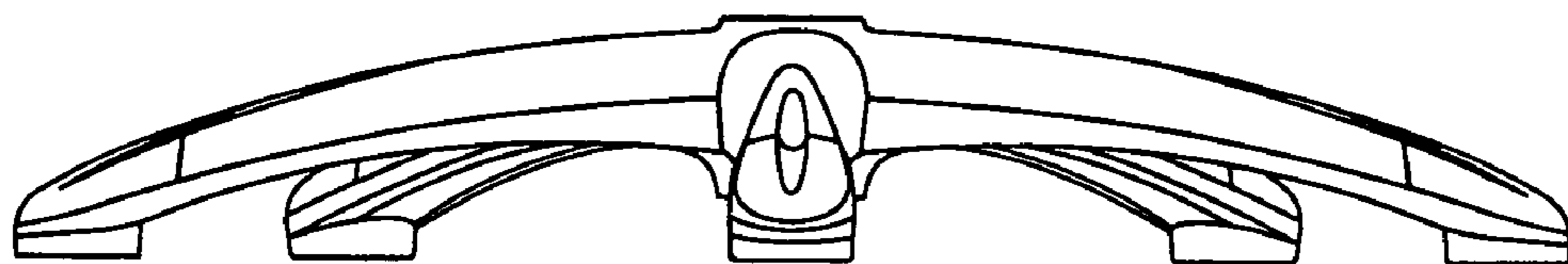


FIG. 3

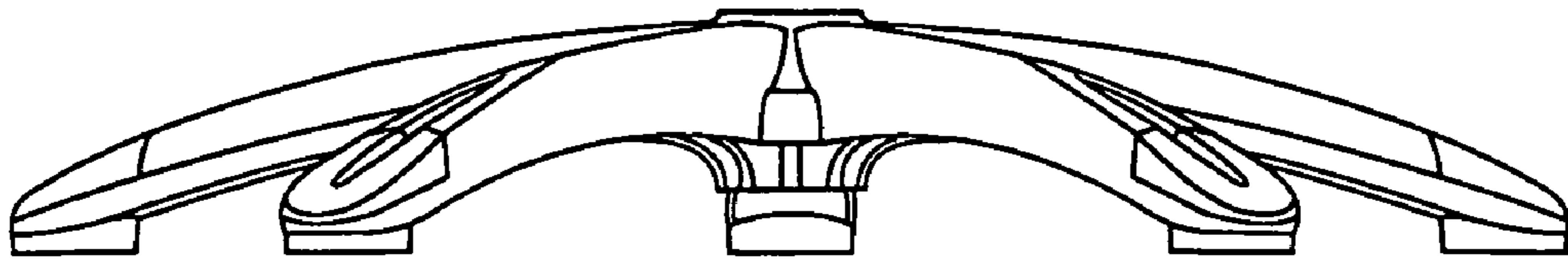


FIG. 4

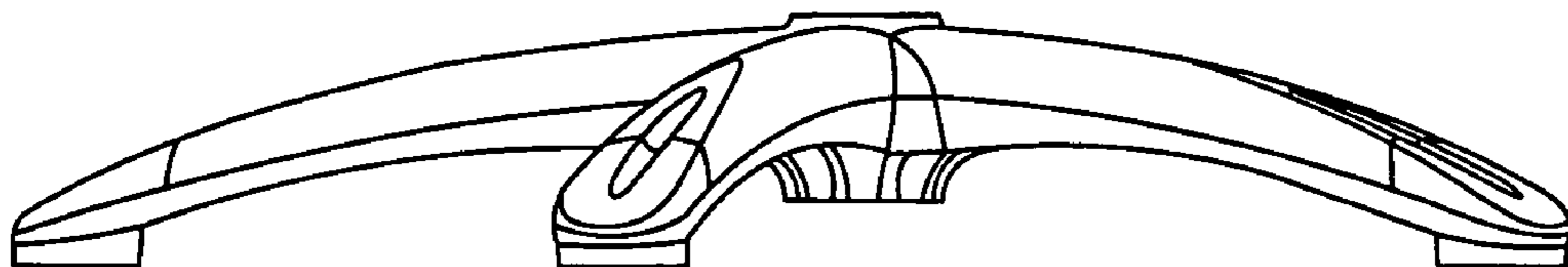


FIG. 5

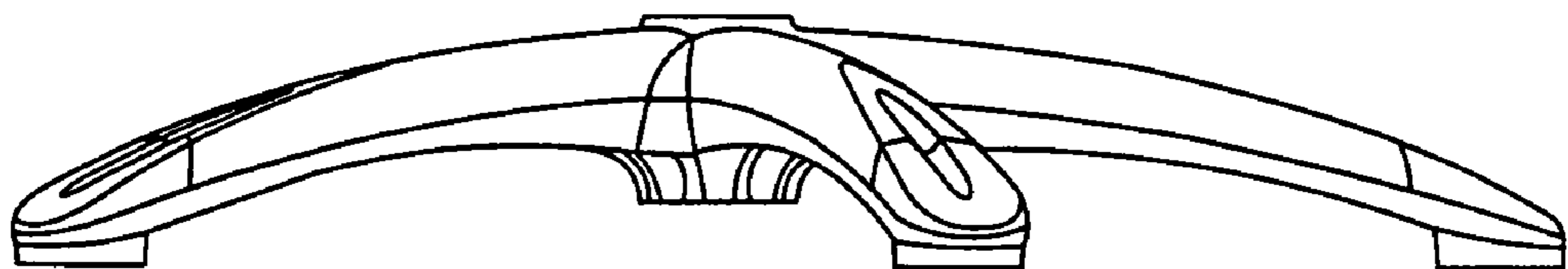


FIG. 6