



US00D544732S

(12) **United States Design Patent**  
**Mazzera**

(10) **Patent No.:** **US D544,732 S**

(45) **Date of Patent:** **\*\* Jun. 19, 2007**

(54) **CHAIR BASE**

D494,786 S \* 8/2004 Cheng ..... D6/498  
D525,462 S \* 7/2006 Egger ..... D6/498

(75) Inventor: **Marcello Mazzera**, Chatsworth, CA  
(US)

\* cited by examiner

(73) Assignee: **True Seating Concepts, LLC** (MU)

*Primary Examiner*—Mimosa De

(74) *Attorney, Agent, or Firm*—Morland C. Fischer

(\*\*) Term: **14 Years**

(57) **CLAIM**

(21) Appl. No.: **29/262,743**

The ornamental design for a chair base, as shown and described.

(22) Filed: **Jul. 5, 2006**

(51) **LOC (8) Cl.** ..... **06-06**

(52) **U.S. Cl.** ..... **D6/498**

(58) **Field of Classification Search** ..... D6/334-336,  
D6/364, 365, 366, 367, 498, 500-502; 248/188.7;  
297/344.18, 358, 411.2, 411.28, 463.1  
See application file for complete search history.

**DESCRIPTION**

FIG. 1 is a perspective view showing the top, opposite sides and front of a chair base which forms my new design, the broken lines of a chair and chair base parts being for illustrative purposes only and forming no part of my design;

FIG. 2 is a top plan view thereof;

FIG. 3 is a front elevational view thereof;

FIG. 4 is a rear elevational view thereof;

FIG. 5 is a left side elevational view thereof; and,

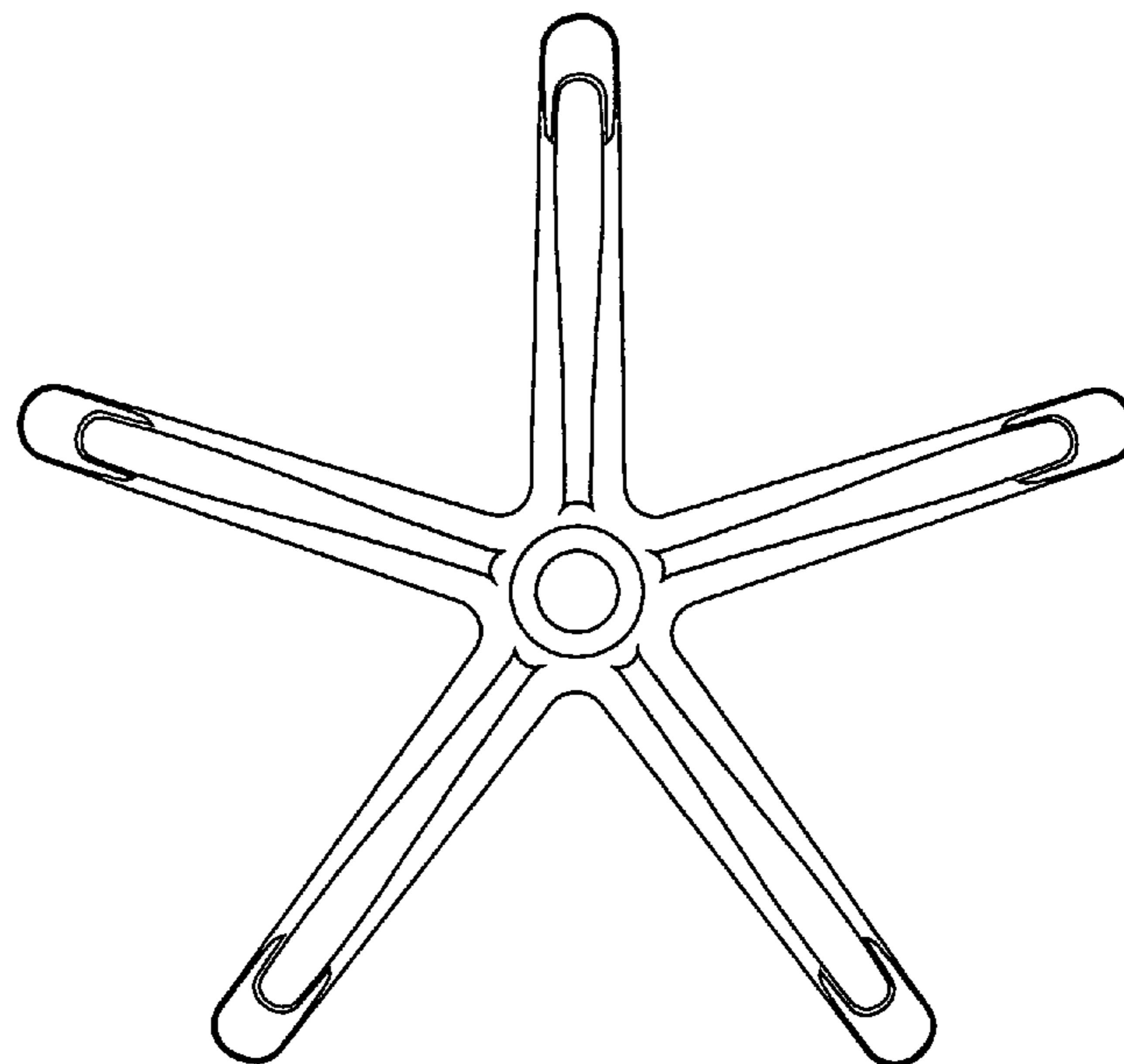
FIG. 6 is a right side view thereof.

(56) **References Cited**

**U.S. PATENT DOCUMENTS**

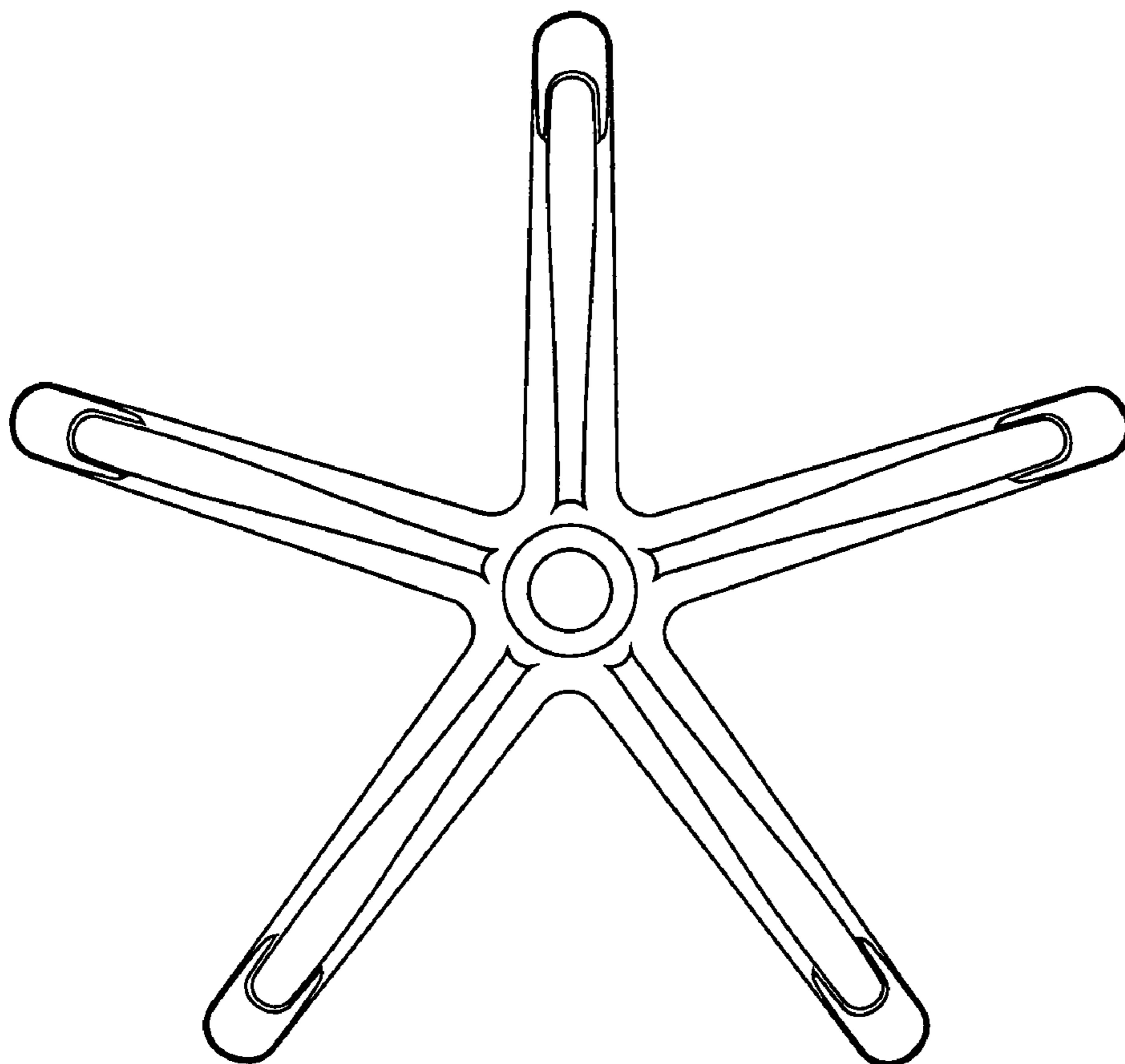
D437,513 S \* 2/2001 Privatt et al. .... D6/498  
D458,060 S \* 6/2002 Vo ..... D6/498  
D482,549 S \* 11/2003 Tsai ..... D6/498  
D493,986 S \* 8/2004 Fu ..... D6/498

**1 Claim, 3 Drawing Sheets**

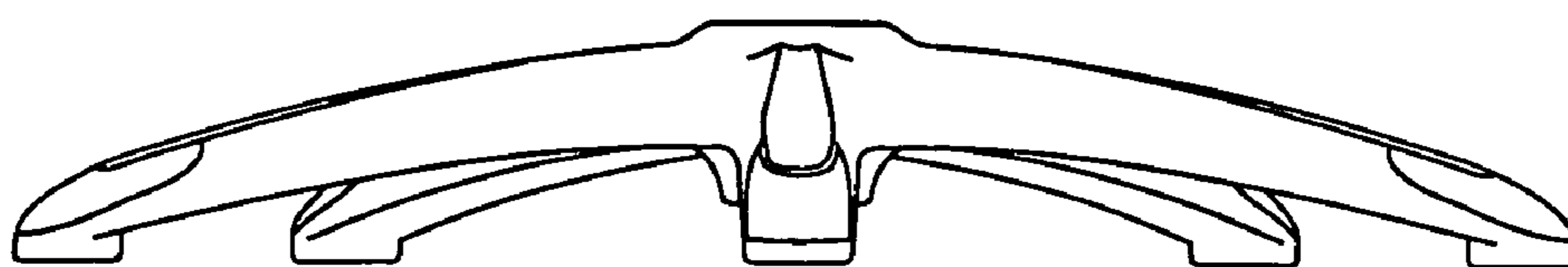




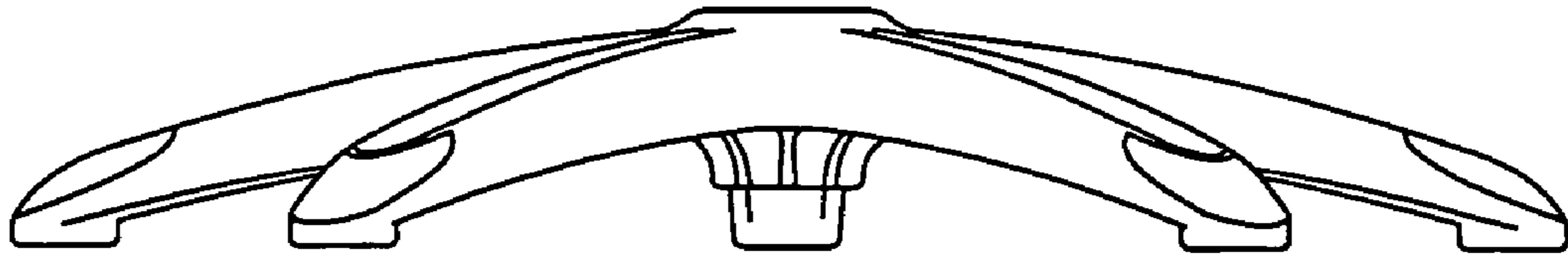
*FIG. 1*



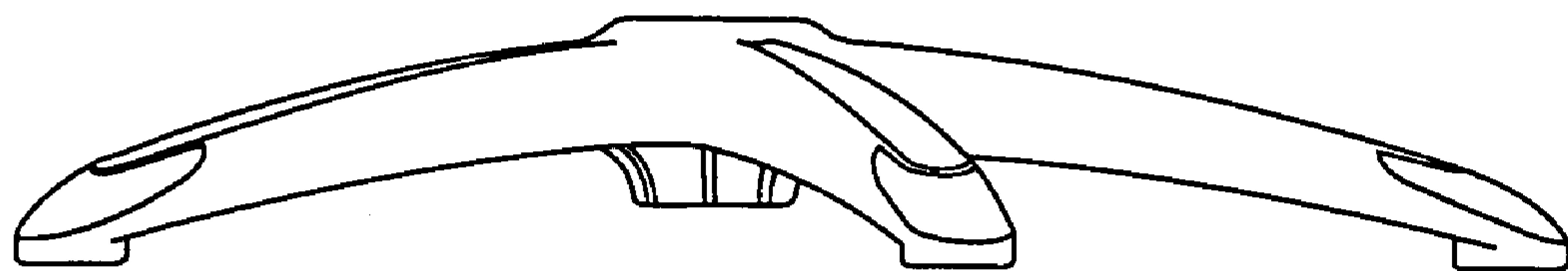
*FIG. 2*



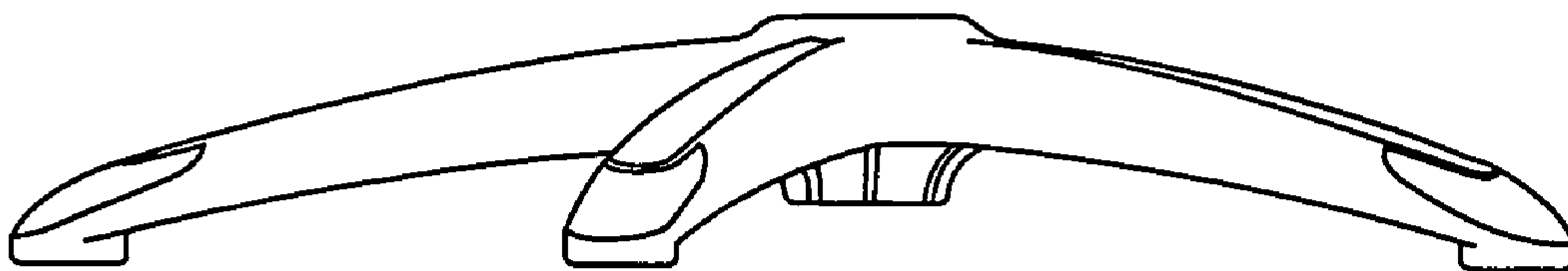
*FIG. 3*



*FIG. 4*



*FIG. 5*



*FIG. 6*