



US00D544728S

(12) **United States Design Patent**
Schmitt

(10) **Patent No.:** **US D544,728 S**
(45) **Date of Patent:** **** Jun. 19, 2007**

(54) **DOUBLE PEDESTAL TABLE**

(76) Inventor: **Jack Schmitt**, 31726 Rancho Viejo Rd.,
San Juan Capistrano, CA (US) 92675

(**) Term: **14 Years**

(21) Appl. No.: **29/235,819**

(22) Filed: **Aug. 5, 2005**

Related U.S. Application Data

(63) Continuation-in-part of application No. 29/213,243,
filed on Sep. 14, 2004, now abandoned.

(51) **LOC (8) Cl.** **06-03**

(52) **U.S. Cl.** **D6/480**

(58) **Field of Classification Search** D6/480-489,
D6/495, 511; 108/153.1, 155, 156, 157.1,
108/150, 161; 248/188, 188.1
See application file for complete search history.

(56) **References Cited**

U.S. PATENT DOCUMENTS

D183,911 S	5/1958	Lubbets et al.	
4,878,439 A	11/1989	Samson	
D323,086 S	1/1992	Arcese et al.	
D344,421 S	2/1994	Keller	
D346,713 S	5/1994	Ferguson	
D350,446 S	9/1994	Sauvage	
D380,315 S	7/1997	Bergelin	
D388,980 S	1/1998	Mohundro	
D412,632 S	8/1999	Walters, III et al.	
D434,583 S *	12/2000	Hutton D6/484
D448,213 S	9/2001	O'Hare et al.	
D448,951 S	10/2001	O'Hare et al.	

6,363,866 B1	4/2002	Schwartz	
D457,357 S	5/2002	Vaaler	
D457,759 S	5/2002	O'Hare et al.	
D460,881 S	7/2002	Stanton	
D464,828 S	10/2002	Vaaler	
D470,342 S *	2/2003	Vaaler D6/480
D486,014 S	2/2004	Schmitt	
D486,327 S	2/2004	Schmitt	

OTHER PUBLICATIONS

Ethan Allen Circular, Legacy Collection dining table, p. 5, 1996.
Furniture Today, p. 158, Oct. 19, 1998.
Furniture Today, Aico table; p. 15, Oct. 16, 2000.
Amini Innovation, Corp, Monte Carlo Collection, #53000 Series,
2001, 2 pages.
Amini Innovation, Corp. Royal Oak Collection, #31000 Series, Sep.
11, 2002, 1 page.

* cited by examiner

Primary Examiner—Janice E. Seeger
(74) *Attorney, Agent, or Firm*—Cislo & Thomas LLP

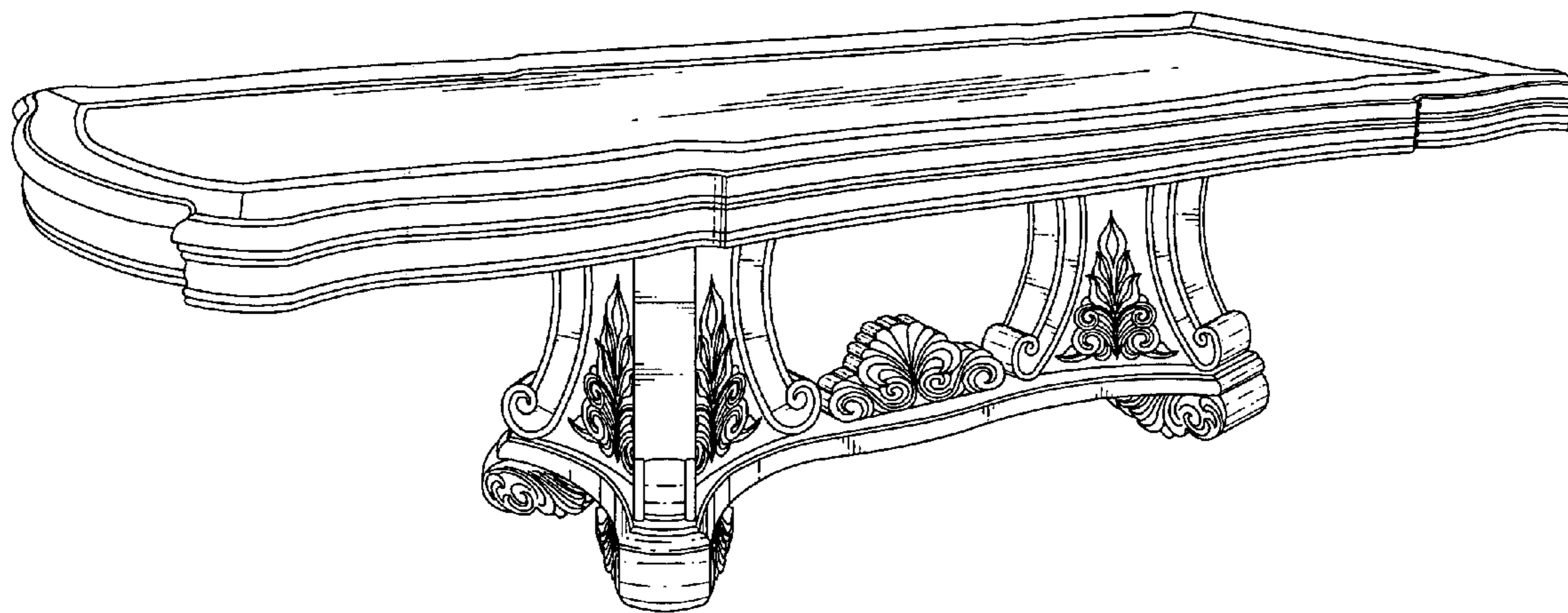
(57) **CLAIM**

The ornamental design for a double pedestal table, as shown
and described.

DESCRIPTION

FIG. 1. Is a perspective view of the double pedestal table;
FIG. 2 Is a front view thereof, the rear view being similar;
FIG. 3 Is a right side view thereof, the left side view being
similar; and,
FIG. 4 Is a top view thereof.

1 Claim, 4 Drawing Sheets



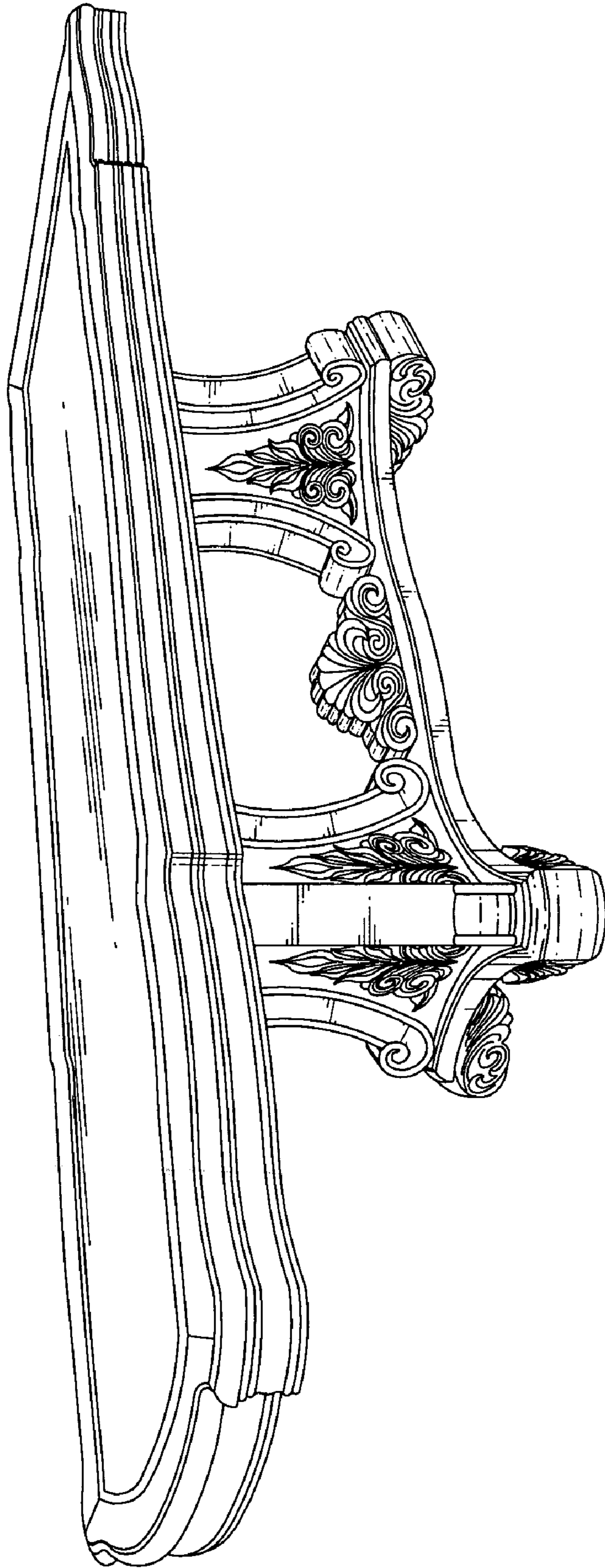


FIG. 1




FIG. 2




FIG. 3

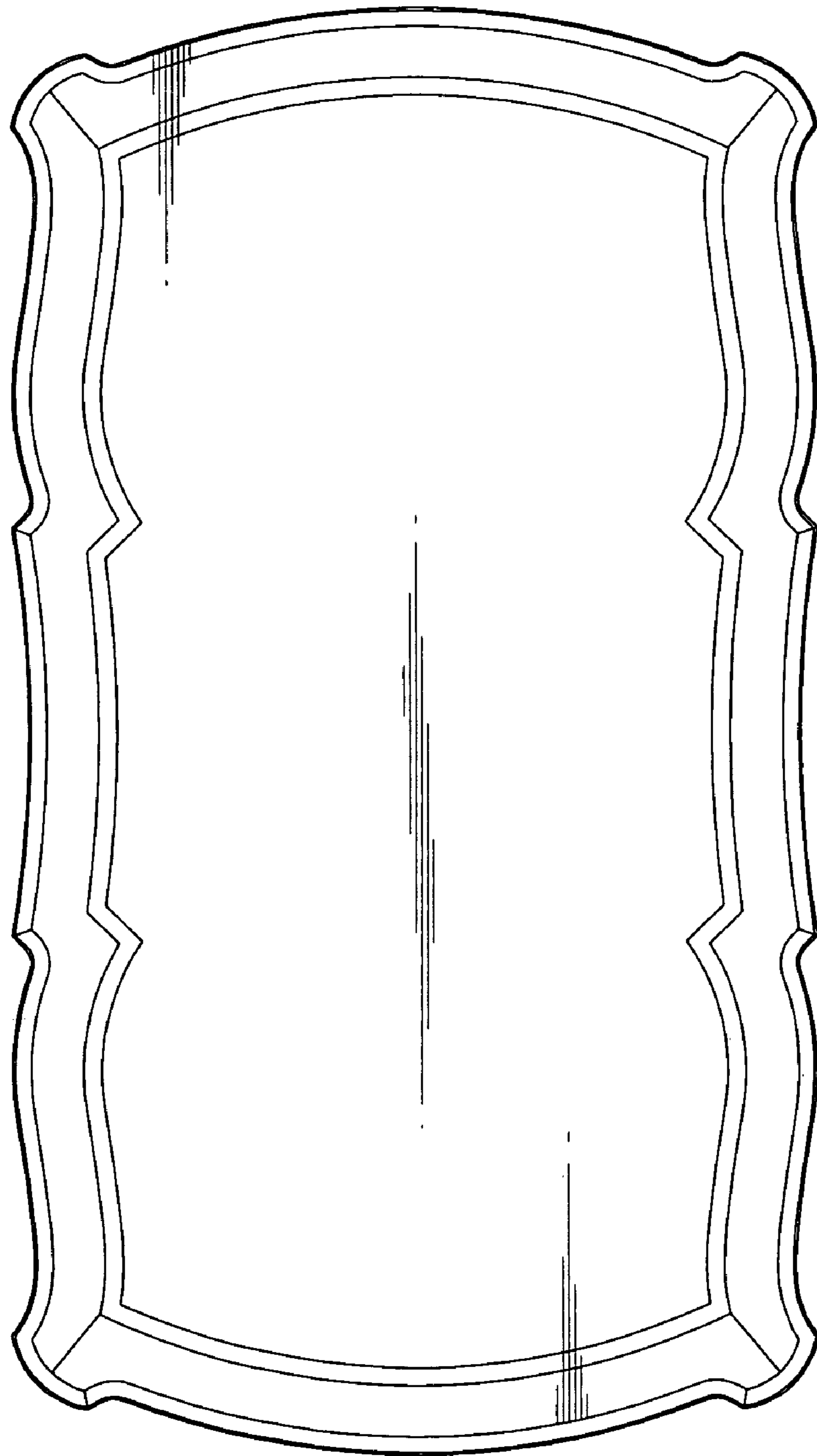


FIG. 4