

US00D544715S

(12) **United States Design Patent**
White et al.

(10) **Patent No.:** **US D544,715 S**
(45) **Date of Patent:** **** Jun. 19, 2007**

(54) **BRISTLED PORTION OF A BRUSH**
(75) Inventors: **Carly White**, Medford, MA (US);
Alberto Mantilla, Rego Park, NY
(US); **Anthony J. Baxter**, New York,
NY (US); **Yvonne Lin**, Brooklyn, NY
(US)
(73) Assignee: **Conair Corporation**, Stamford, CT
(US)

D231,506 S 4/1974 Karabelas
3,843,990 A 10/1974 Lardenois
3,970,093 A 7/1976 Lardenois
D242,750 S 12/1976 Misercola
D244,568 S 6/1977 Lepisto et al.
D249,909 S 10/1978 Epstein
D253,321 S 11/1979 Saute
D253,322 S 11/1979 Saute
4,423,531 A 1/1984 Wall

(Continued)

(**) **Term:** **14 Years**

FOREIGN PATENT DOCUMENTS

(21) **Appl. No.:** **29/197,932**

FR 2551663 A3 * 3/1985

(22) **Filed:** **Jan. 21, 2004**

(Continued)

(51) **LOC (8) Cl.** **04-02**

Primary Examiner—Alan P. Douglas

(52) **U.S. Cl.** **D4/133; D4/136**

Assistant Examiner—Lavone D. Tabor

(58) **Field of Classification Search** D4/133,
D4/134, 136; 15/159.1, 186–188, 191.1,
15/192, 193, 207.2, DIG. 5, DIG. 6; 132/120,
132/313

(74) *Attorney, Agent, or Firm*—Lawrence Cruz

See application file for complete search history.

(57) **CLAIM**

The ornamental design for a bristled portion of a brush, as shown and described.

(56) **References Cited**

DESCRIPTION

U.S. PATENT DOCUMENTS

This application claims priority from U.S. patent application Ser. No. 10/601,708, filed June 23, 2003, which is incorporated herein by reference in its entirety.

- D33,575 S 11/1900 Marshall
- D38,584 S 5/1907 Kolb
- D39,451 S 8/1908 Herbert
- D39,474 S 9/1908 Herbert
- D39,475 S 9/1908 Herbert
- D39,504 S 9/1908 Herbert
- D39,506 S 9/1908 Herbert
- 918,929 A 4/1909 Thurman
- D47,578 S 7/1915 Berry
- 1,957,363 A * 5/1934 Snell 15/191.1
- D147,710 S 10/1947 Witte
- D159,981 S 9/1950 Gustafson et al.
- D180,848 S 8/1957 Scholl
- 3,053,264 A 9/1962 Breton
- 3,253,292 A 5/1966 Herschensohn
- D227,621 S 7/1973 Lindbo

FIG. 1 is a top plan view of a bristled portion of a brush showing our new design.

FIG. 2 is a bottom plan view thereof.

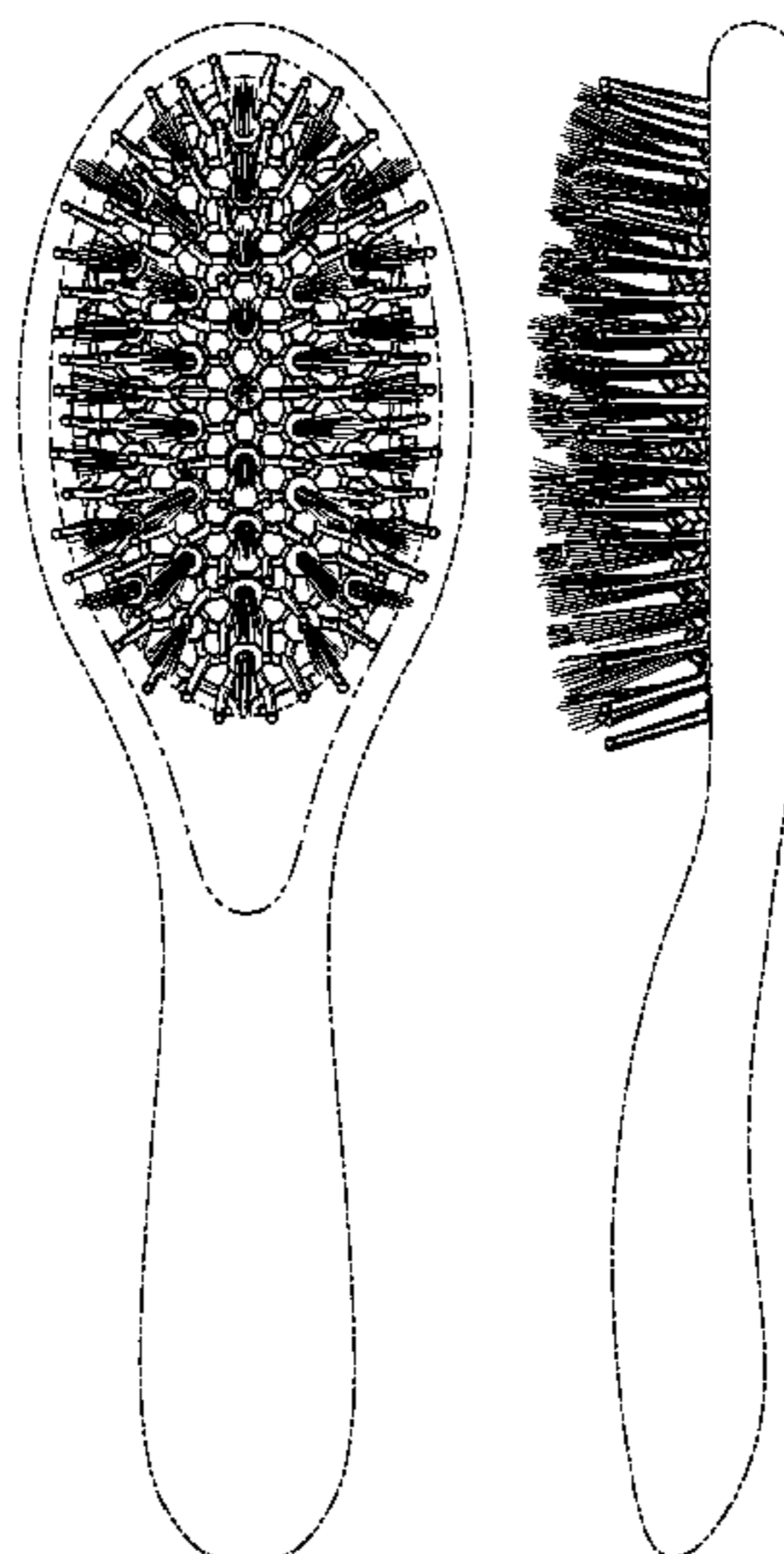
FIG. 3 is a right side view thereof, the left side view being a mirror image.

FIG. 4 is front end view thereof; and,

FIG. 5 is a rear end view thereof.

The portions of the drawings appearing in broken line are for environment only and do not form a part of the design.

1 Claim, 4 Drawing Sheets



US D544,715 S

Page 2

U.S. PATENT DOCUMENTS

4,475,563 A	10/1984	Martin	5,975,089 A	11/1999	Simon
4,500,939 A	2/1985	Gueret	6,006,395 A	12/1999	Tiramani et al.
4,566,145 A	1/1986	Wachtel	6,088,870 A *	7/2000	Hohlbein 15/167.1
D290,910 S	7/1987	Steadman et al.	6,142,157 A	11/2000	De Laforcade
D291,029 S	7/1987	Purvis et al.	D434,910 S	12/2000	Kim
4,797,966 A	1/1989	Fong	D435,172 S	12/2000	Hsieh
4,875,792 A	10/1989	Canada	6,196,235 B1	3/2001	Kim
4,932,425 A	6/1990	Chen	D439,747 S	4/2001	Harris et al.
D326,190 S	5/1992	Caron	D455,560 S	4/2002	Kim
5,327,611 A	7/1994	Balster et al.	D456,610 S	5/2002	Kwong
5,348,030 A	9/1994	Hirzel	D456,611 S	5/2002	Kwong
D358,489 S	5/1995	Balster et al.	D457,729 S	5/2002	Humphrey
D366,567 S	1/1996	Gertsma et al.	D457,730 S	5/2002	McCurrach
D370,349 S	6/1996	Yu	D461,961 S	8/2002	Chen
5,564,153 A	10/1996	Lange	D462,483 S	9/2002	Campbell
D378,958 S	4/1997	Yu			
5,657,775 A	8/1997	Chou			
D389,651 S	1/1998	Chan et al.			
5,749,115 A	5/1998	Franke			
5,815,877 A	10/1998	Heneveld			
5,868,148 A	2/1999	Lindsey et al.			

FOREIGN PATENT DOCUMENTS

JP	06304019 A *	11/1994
JP	09173152 A *	7/1997
JP	2003038253 A *	2/2003

* cited by examiner

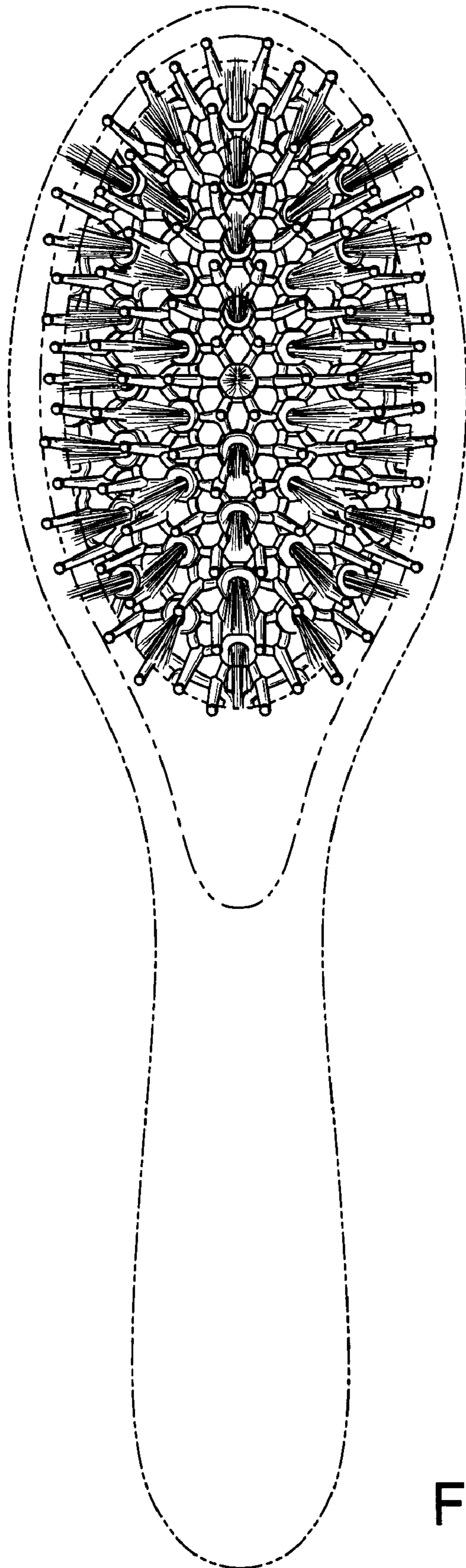


FIG. 1

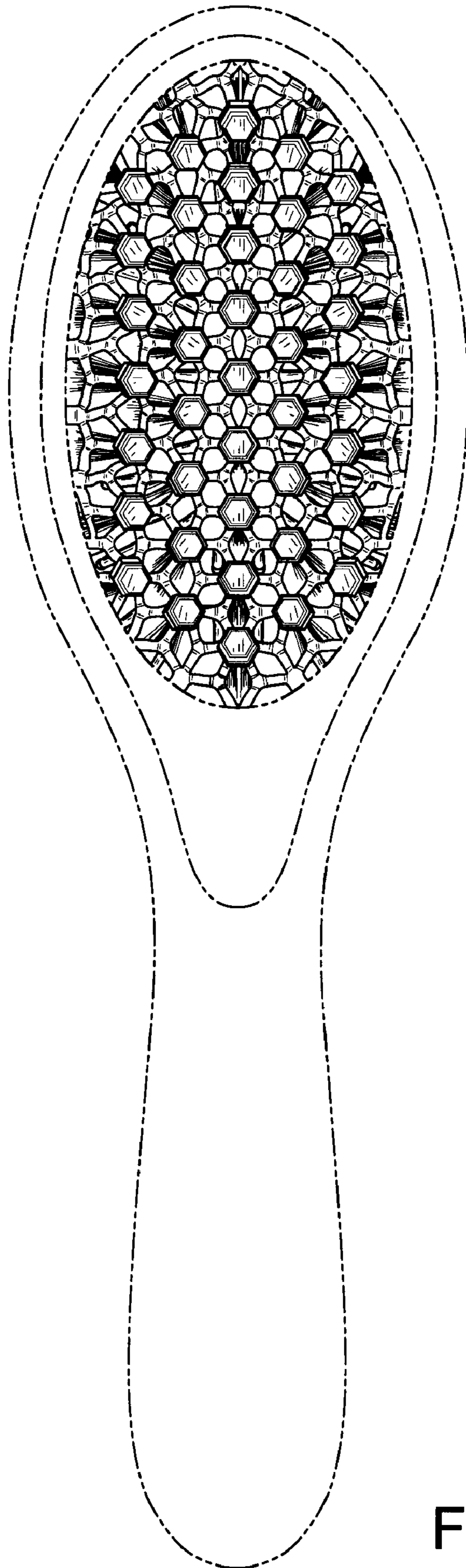


FIG. 2




FIG. 3

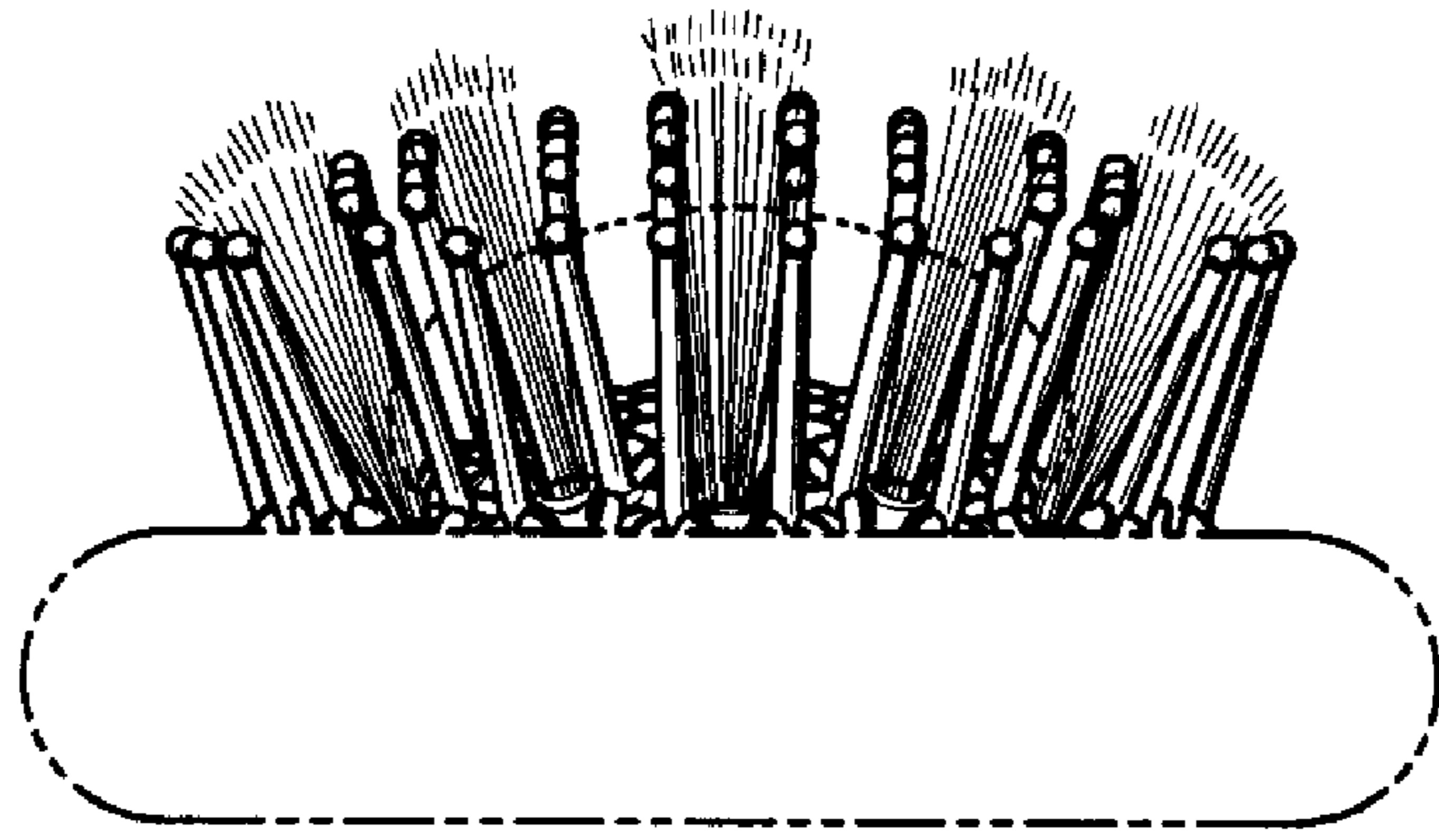


FIG. 4

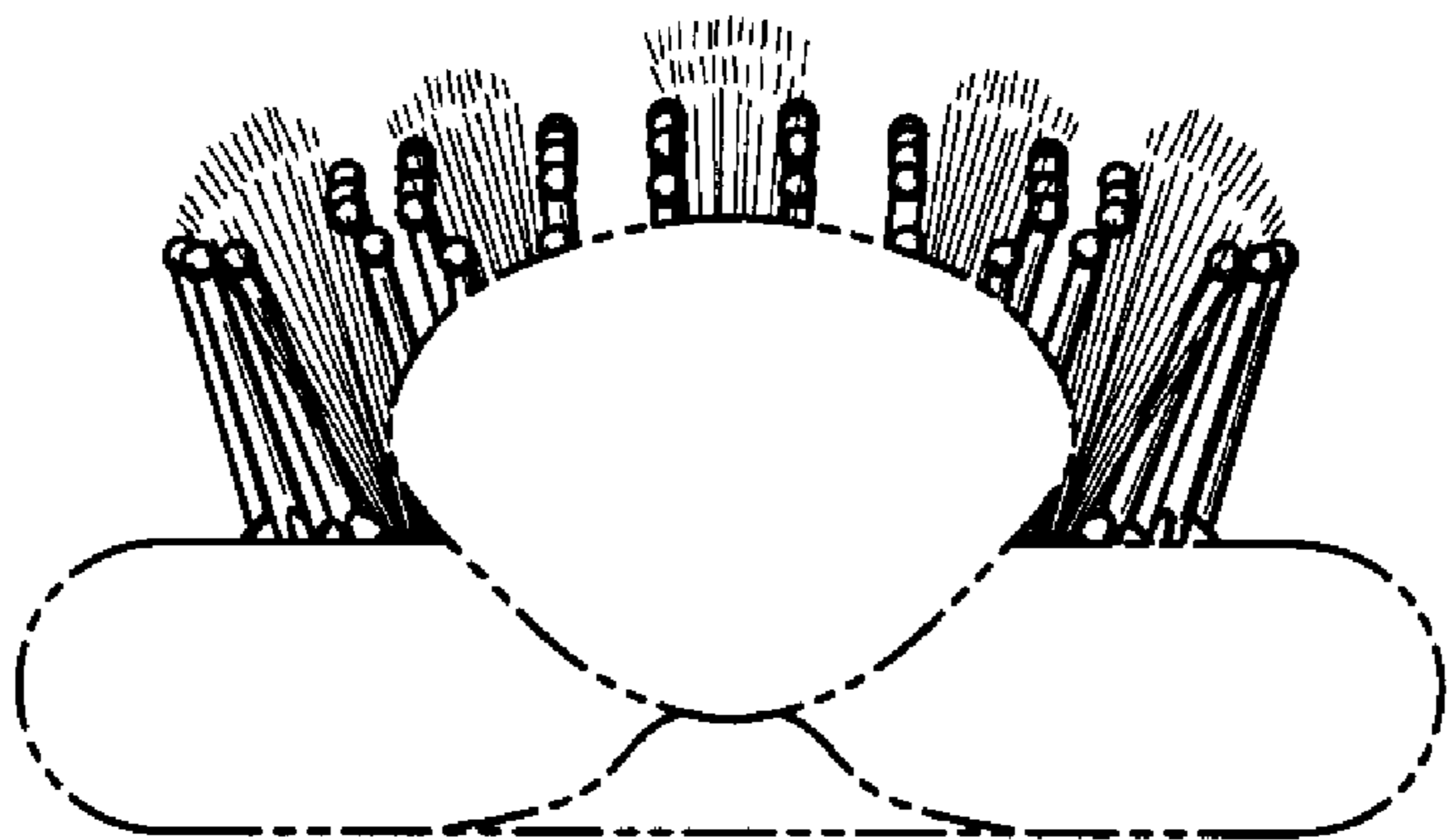


FIG. 5