



US00D544692S

(12) **United States Design Patent**
Kuerbis

(10) **Patent No.:** **US D544,692 S**

(45) **Date of Patent:** **** Jun. 19, 2007**

(54) **PORTION OF A SHOE UPPER**

(75) Inventor: **Tate E. Kuerbis**, Portland, OR (US)

(73) Assignee: **Nike, Inc.**, Beaverton, OR (US)

(**) Term: **14 Years**

(21) Appl. No.: **29/276,578**

(22) Filed: **Jan. 30, 2007**

(51) **LOC (8) Cl.** **02-99**

(52) **U.S. Cl.** **D2/972**

(58) **Field of Classification Search** D2/902,
D2/906-908, 943, 944, 969, 972-974; 36/45,
36/50.1, 77 M, 77 R, 83, 88, 113, 114, 126-131
See application file for complete search history.

(56) **References Cited**

U.S. PATENT DOCUMENTS

D5,098 S	7/1871	Bourn
D108,320 S	2/1938	Eldon
D155,816 S	11/1949	Little
D251,036 S	2/1979	Torrance
D254,398 S	3/1980	Finn
D268,065 S	3/1983	Spreng
D335,017 S	4/1993	Smith
D335,386 S	5/1993	Greene
D364,498 S	11/1995	Teague
D371,454 S	7/1996	Nichols
D380,082 S	6/1997	Hatfield
D385,689 S	11/1997	James
D386,606 S	11/1997	Lozano
D391,062 S	2/1998	Hatfield
D413,196 S	8/1999	Hatfield
D420,499 S	2/2000	Dolinsky
D427,760 S	7/2000	Holmes
D428,243 S	7/2000	Fogg
D428,244 S	7/2000	Young
D432,776 S	10/2000	McDowell
D434,547 S	12/2000	Kim
D463,098 S	9/2002	Hui
D467,721 S	12/2002	Lupo
D493,612 S	8/2004	Chang
D496,527 S	9/2004	Roulo

D498,581 S	11/2004	Hudson	
D508,765 S	8/2005	Lotti	
D513,848 S *	1/2006	Teague D2/972
D513,849 S	1/2006	Hull	
D517,794 S *	3/2006	Shin D2/972
D520,731 S *	5/2006	Lupo D2/972
D521,227 S *	5/2006	Mermet D2/972
D522,737 S	6/2006	Jonsson	
D523,222 S	6/2006	Savage	
D523,619 S	6/2006	Mermet	
D523,624 S	6/2006	Kuerbis	
D527,890 S *	9/2006	Shaffer D2/972
D528,763 S *	9/2006	Rask D2/972

(Continued)

OTHER PUBLICATIONS

Nike Footwear Catalog, Late Spring 1998, pp. M14, 123, 173 and 214, published Sep. 1997.

(Continued)

Primary Examiner—Dominic Simone
(74) *Attorney, Agent, or Firm*—Banner & Witcoff, Ltd.

(57) **CLAIM**

The ornamental design for a portion of a shoe upper, as shown and described.

DESCRIPTION

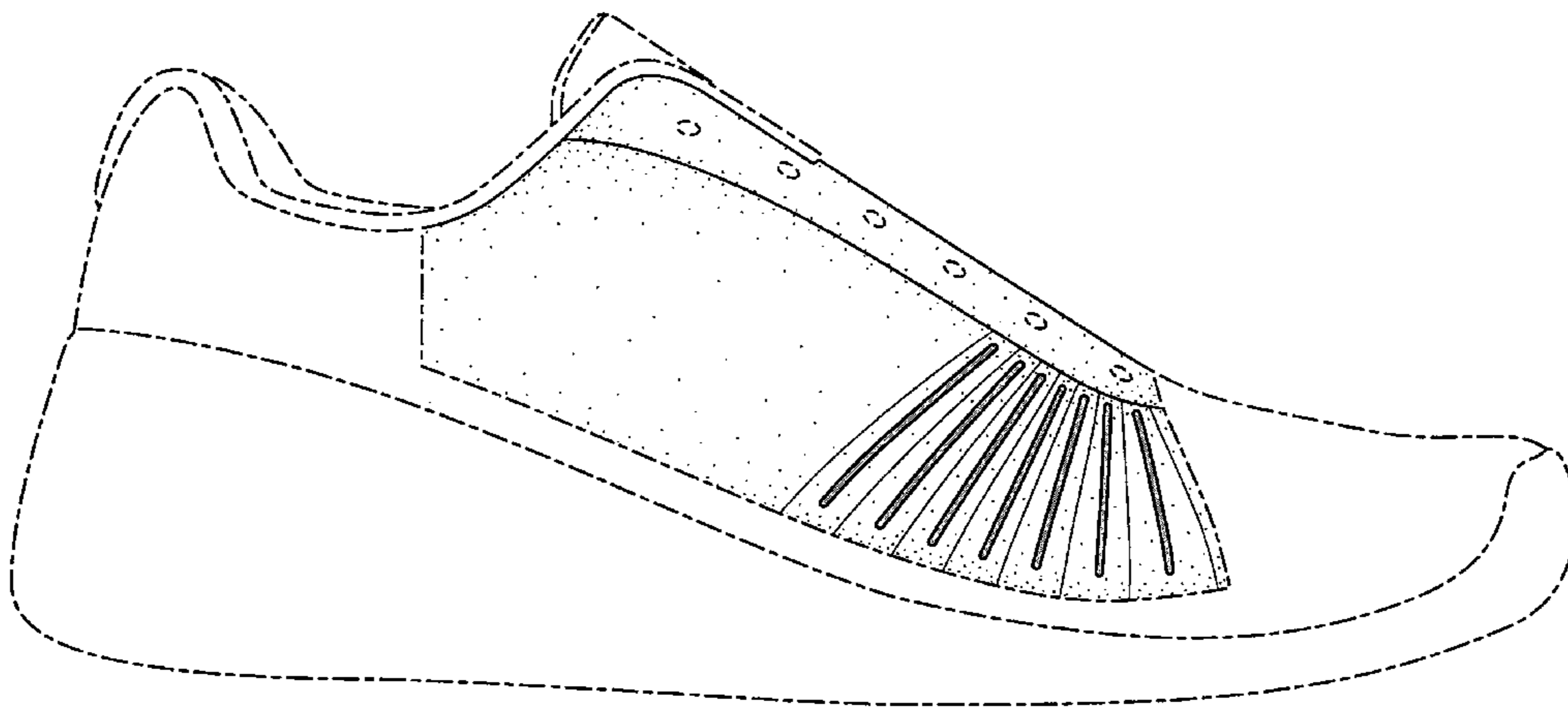
FIG. 1 is a front perspective view of a portion of a shoe upper showing my new design;

FIG. 2 is a rear perspective view thereof; and,

FIG. 3 is a side elevational view thereof.

The stripe regions shown with darker shading represent portions with a contrasting appearance to their adjacent stipple-shaded regions. The uneven broken lines immediately adjacent to the shaded areas represent an unclaimed boundary of the design. The broken line showing of the eyelets and the remainder of the shoe is for illustrative purposes only and forms no part of the claimed design.

1 Claim, 3 Drawing Sheets



US D544,692 S

Page 2

U.S. PATENT DOCUMENTS

D528,766 S 9/2006 Savage
D528,770 S 9/2006 Chang
D532,194 S * 11/2006 Cessor D2/972
D534,718 S 1/2007 Keen
D535,095 S 1/2007 Sung
D537,618 S * 3/2007 Huthmaker D2/972
D538,027 S * 3/2007 Kohastu et al. D2/972

OTHER PUBLICATIONS

Nike Footwear Catalog, Spring 1998, pp. 162 and 211, published Jun. 1997.
Nike Footwear Catalog, Fall 1999, p. W96, published Nov. 1998.
Nike Footwear Catalog, Holiday 1999, p. W10, published Mar. 1999.

Nike Footwear Catalog, Holiday 2000, pp. M14, M19, M38 and M49, published Mar. 2000.

Nike Footwear Catalog, Spring 2000, pp. M50 and W80, published Jul. 1999.

Nike Footwear Catalog, Late Spring 2001, p. M135, published Sep. 2000.

Nike Footwear Catalog, Fall 2002, p. W91, published Nov. 2001.

Nike Footwear Catalog, Holiday 2003, p. M53, published Mar. 2003.

Nike Footwear Catalog, Holiday 2005, p. 209, published Mar. 2005.

Nike Footwear Catalog, Holiday 2006, p. 40, published Mar. 2006.

Nike Footwear Catalog, Spring 2006, p. 162, published Jun. 2005.

* cited by examiner

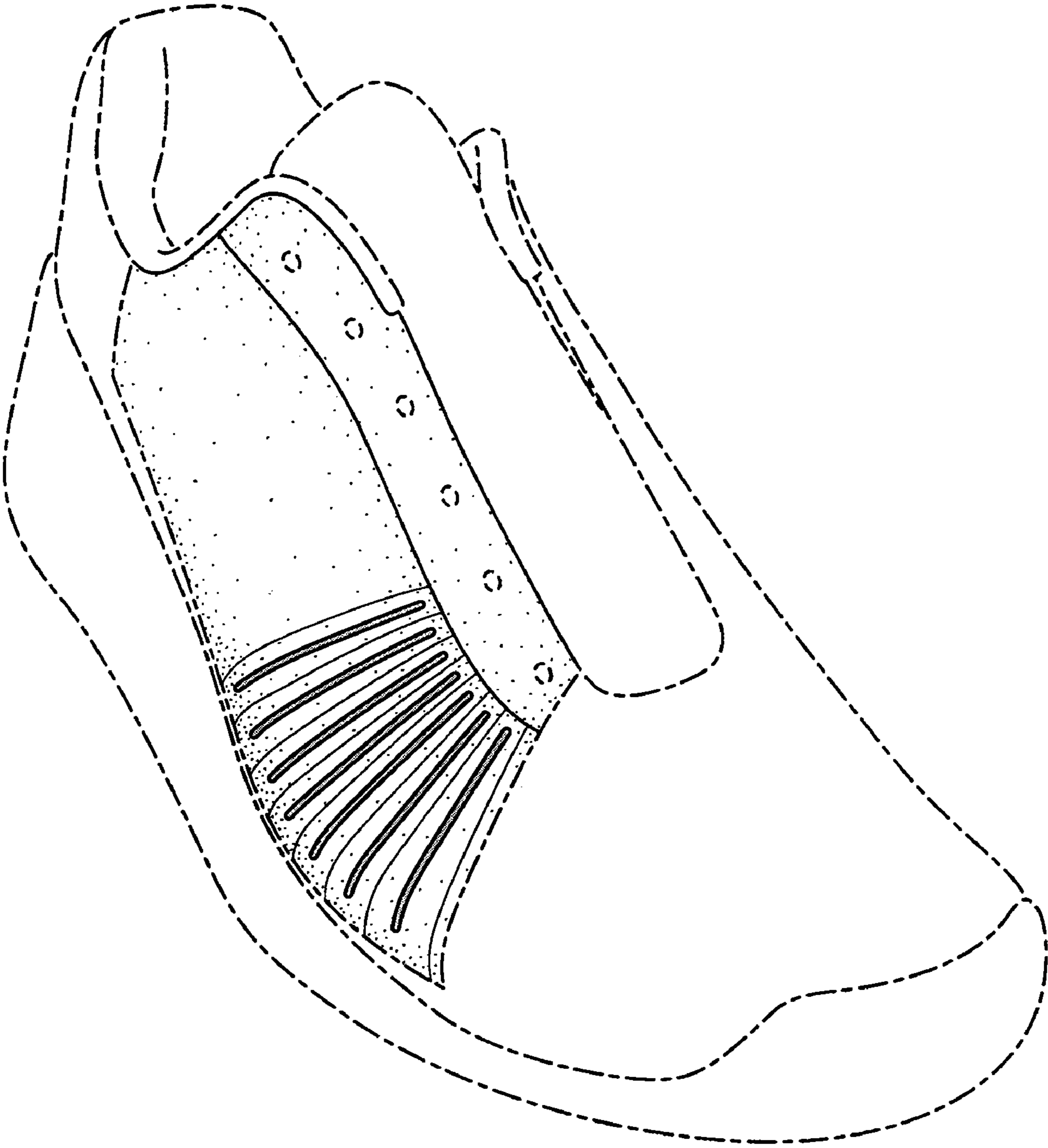


FIG. 1

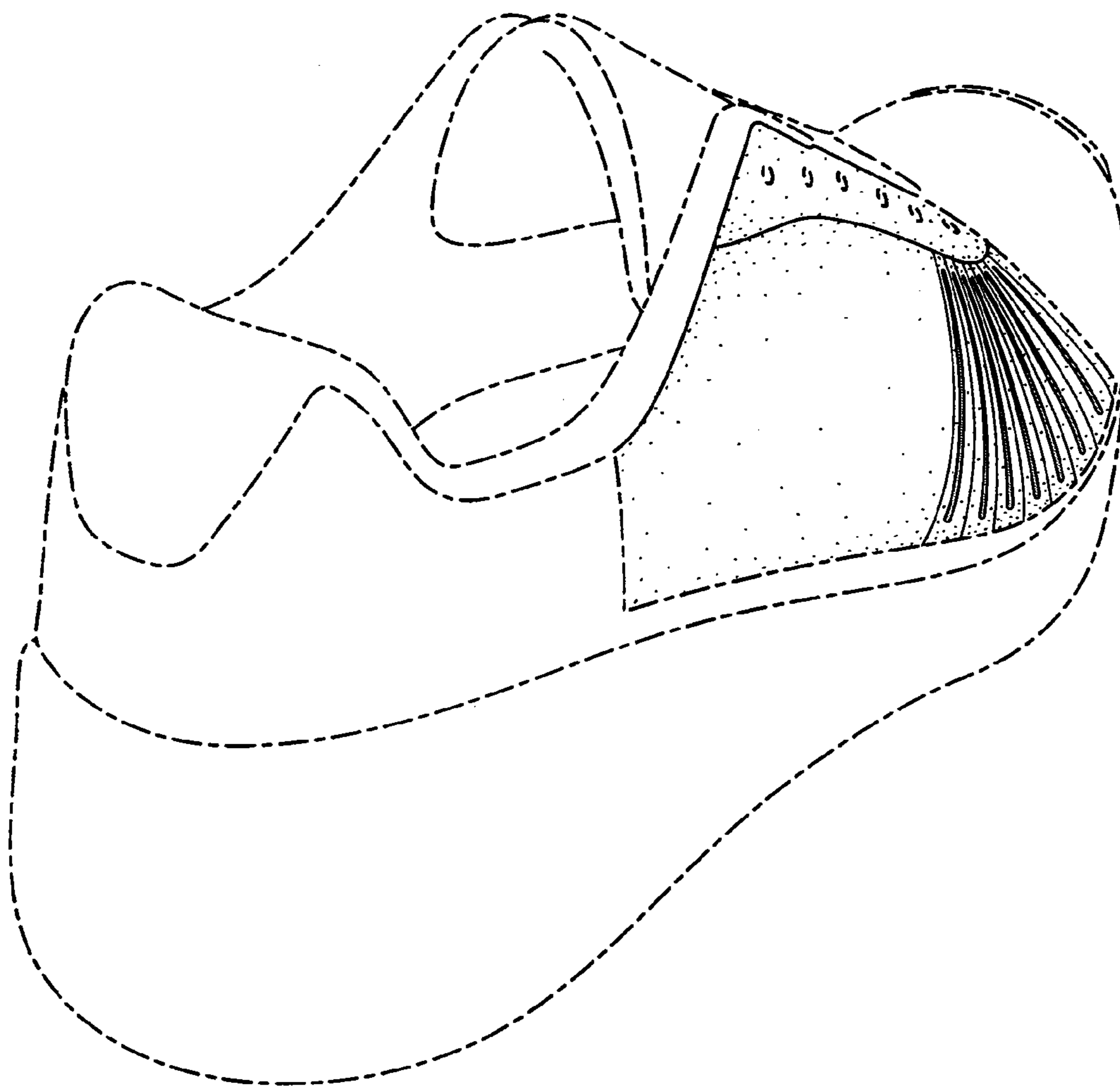


FIG. 2

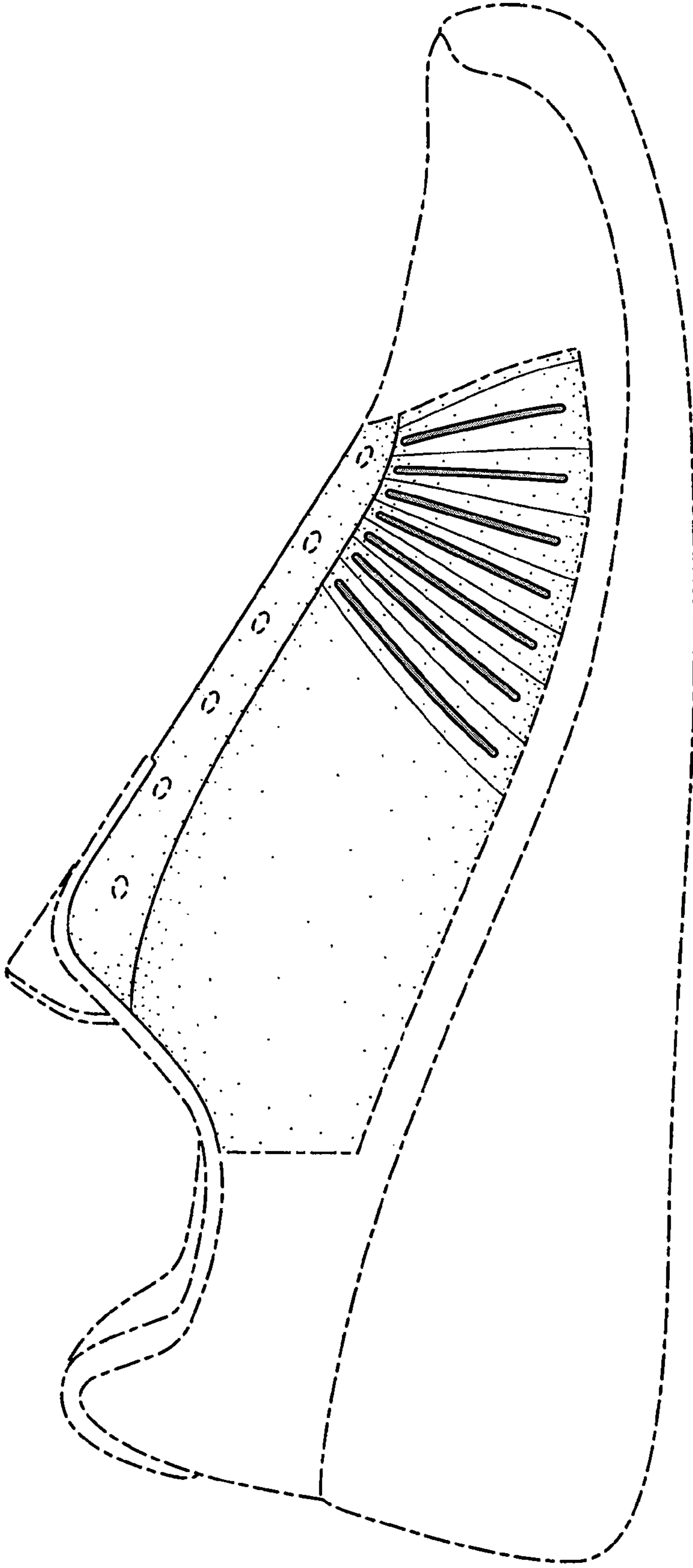


FIG. 3