

US00D544687S

(12) **United States Design Patent**
Caine

(10) **Patent No.:** **US D544,687 S**

(45) **Date of Patent:** **** Jun. 19, 2007**

(54) **PORTION OF A SHOE UPPER**

(75) Inventor: **Andrew Caine**, Portland, OR (US)

(73) Assignee: **Nike, Inc.**, Beaverton, OR (US)

(**) Term: **14 Years**

(21) Appl. No.: **29/271,649**

(22) Filed: **Jan. 24, 2007**

(51) **LOC (8) Cl.** **02-99**

(52) **U.S. Cl.** **D2/972**

(58) **Field of Classification Search** D2/902,
D2/906-908, 943, 944, 969, 972-974; 36/45,
36/50.1, 77 M, 77 R, 83, 88, 113, 114, 126-131
See application file for complete search history.

(56) **References Cited**

U.S. PATENT DOCUMENTS

4,835,885 A	6/1989	Hoshizaki et al.	
D326,352 S	5/1992	Feller et al.	
D342,823 S	1/1994	Vestuti	
D354,618 S	1/1995	Kittle et al.	
D355,296 S	2/1995	Greene	
D365,919 S	1/1996	Chen	
5,498,033 A	3/1996	Hoshizaki et al.	
5,564,203 A	10/1996	Morris	
D383,296 S *	9/1997	Rask	D2/972
D383,561 S *	9/1997	Tresser	D2/972
D386,604 S *	11/1997	Cass	D2/972
D397,245 S *	8/1998	Mervar	D2/972
D409,827 S *	5/1999	Holmes	D2/972
D413,194 S	8/1999	Cooper	
D414,599 S *	10/1999	Doxey	D2/972
6,000,148 A	12/1999	Cretinon	
D428,693 S	8/2000	Hlavacs	
D431,899 S	10/2000	Cooper	
D432,775 S	10/2000	McDowell	
D433,222 S	11/2000	Hardy	
D467,717 S	12/2002	Estey	
D468,087 S	1/2003	Estey	
6,505,422 B2	1/2003	Racine	
D498,909 S	11/2004	Patt	
D500,586 S	1/2005	Wozniak	

D510,654 S *	10/2005	Lupo	D2/972
D513,851 S	1/2006	Holmes	
D516,288 S	3/2006	Link	
D526,772 S *	8/2006	Cass	D2/972
D528,762 S	9/2006	Wozniak	
D529,708 S	10/2006	Caine	
D530,074 S	10/2006	Caine	
D534,343 S *	1/2007	Rasmussen	D2/972
D538,028 S *	3/2007	Caron	D2/972

OTHER PUBLICATIONS

Nike Footwear Catalog (FA 97), p. 19, published Dec. 1996, Beaverton, Oregon, U.S.A.

(Continued)

Primary Examiner—Dominic Simone

(74) *Attorney, Agent, or Firm*—TraskBritt, P.C.

(57) **CLAIM**

The ornamental design for a portion of a shoe upper, as shown and described.

DESCRIPTION

FIG. 1 is a perspective view of a portion of a shoe upper showing my new design;

FIG. 2 is a side of the portion of a shoe upper shown in FIG. 1;

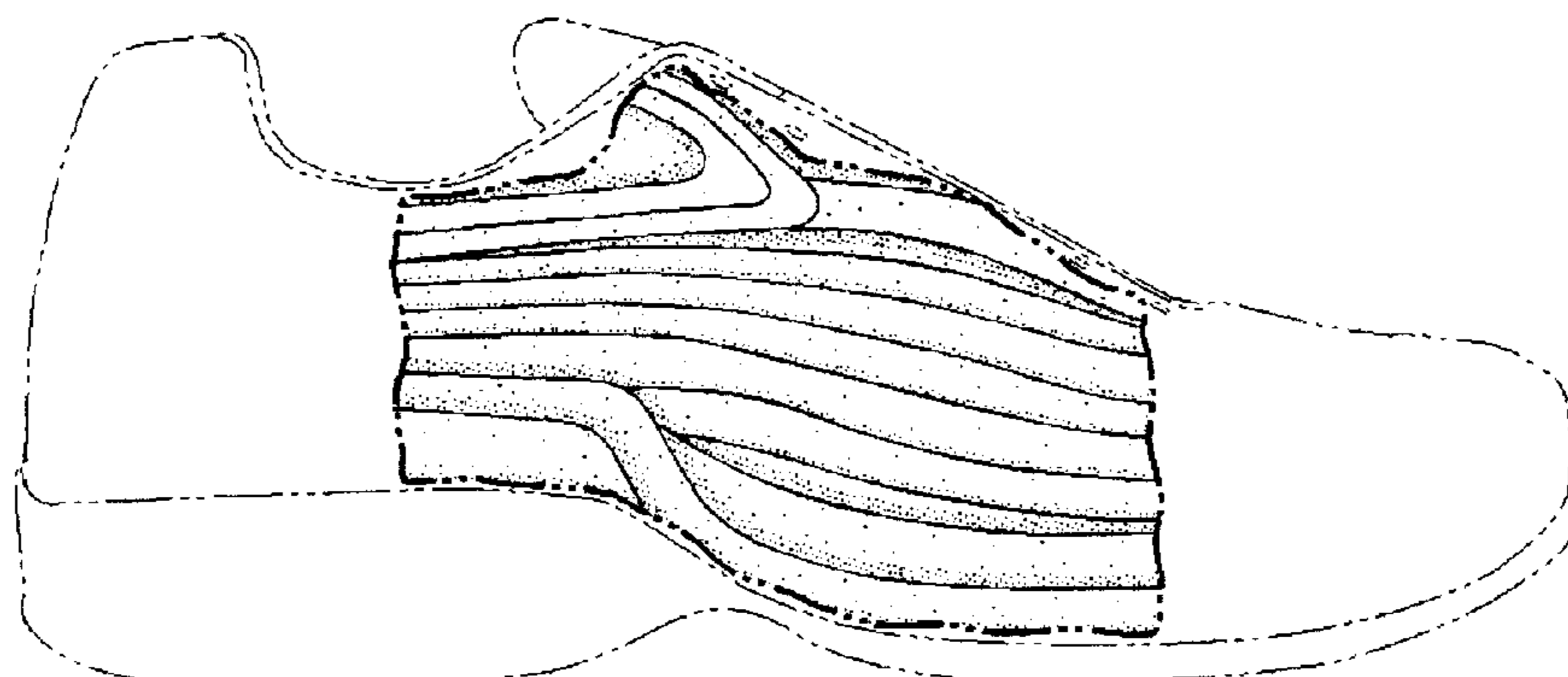
FIG. 3 is a front view of the portion of a shoe upper shown in FIG. 1;

FIG. 4 is a rear view of the portion of a shoe upper shown in FIG. 1; and,

FIG. 5 is a top view of the portion of a shoe upper shown in FIG. 1.

The uneven broken line immediately adjacent to the shaded area represent the bounds of the claimed design. All other uneven broken lines represent the remaining portion of the shoe. The uneven broken line representations in FIGS. 1-5 are for illustrative purposes only and form no part of the claimed design.

1 Claim, 2 Drawing Sheets



OTHER PUBLICATIONS

Nike Footwear Catalog (FA 98), p. W18, published Nov. 1997, Beaverton, Oregon, U.S.A.

Nike Footwear Catalog (FA 00), p. 58, published Nov. 1999, Beaverton, Oregon, U.S.A.

Nike Footwear Catalog (FA 01), p. 32, published Nov. 2000, Beaverton, Oregon, U.S.A.

Men's Nike Footwear Catalog (SP 03), p. 8, published Jun. 2002, Beaverton, Oregon, U.S.A.

Women's Nike Footwear Catalog (SP 03), p. 14, published Jun. 2002, Beaverton, Oregon, U.S.A.

Nike Footwear Catalog (FA 03), p. 24, published Nov. 2002, Beaverton, Oregon, U.S.A.

Nike Footwear Catalog (HO 03), p. 11, published Mar. 2003, Beaverton, Oregon, U.S.A.

Men's Nike Footwear Catalog (FA 04), p. 41, published Nov. 2003, Beaverton, Oregon, U.S.A.

Women's Nike Footwear Catalog (FA 04), pp. 25, 95, published Nov. 2003, Beaverton, Oregon, U.S.A.

Nike Footwear Catalog (LS 05), pp. 24, 89, published Sep. 2004, Beaverton, Oregon, U.S.A.

Nike Footwear Catalog (HO 05), p. 18, published Mar. 2005, Beaverton, Oregon, U.S.A.

Nike Footwear Catalog (LS 06), pp. 12, 85, published Sep. 2005, Beaverton, Oregon, U.S.A.

Nike Footwear Catalog (SP 07), p. 24, published Jun. 2006, Beaverton, Oregon, U.S.A.

Nike Footwear Catalog (SU 07), pp. 154, 196, published Sep. 2006, Beaverton, Oregon, U.S.A.

* cited by examiner

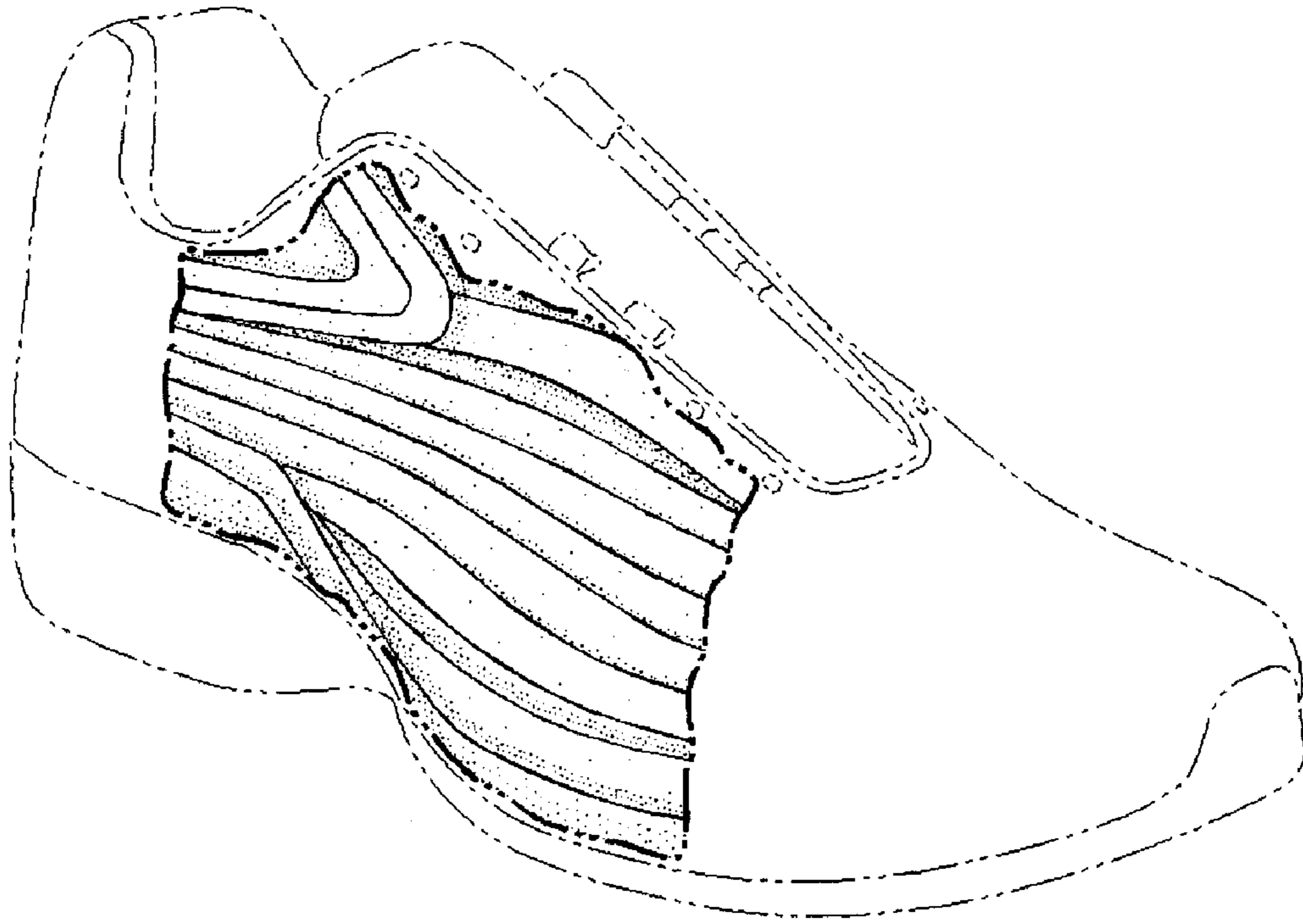


FIG. 1

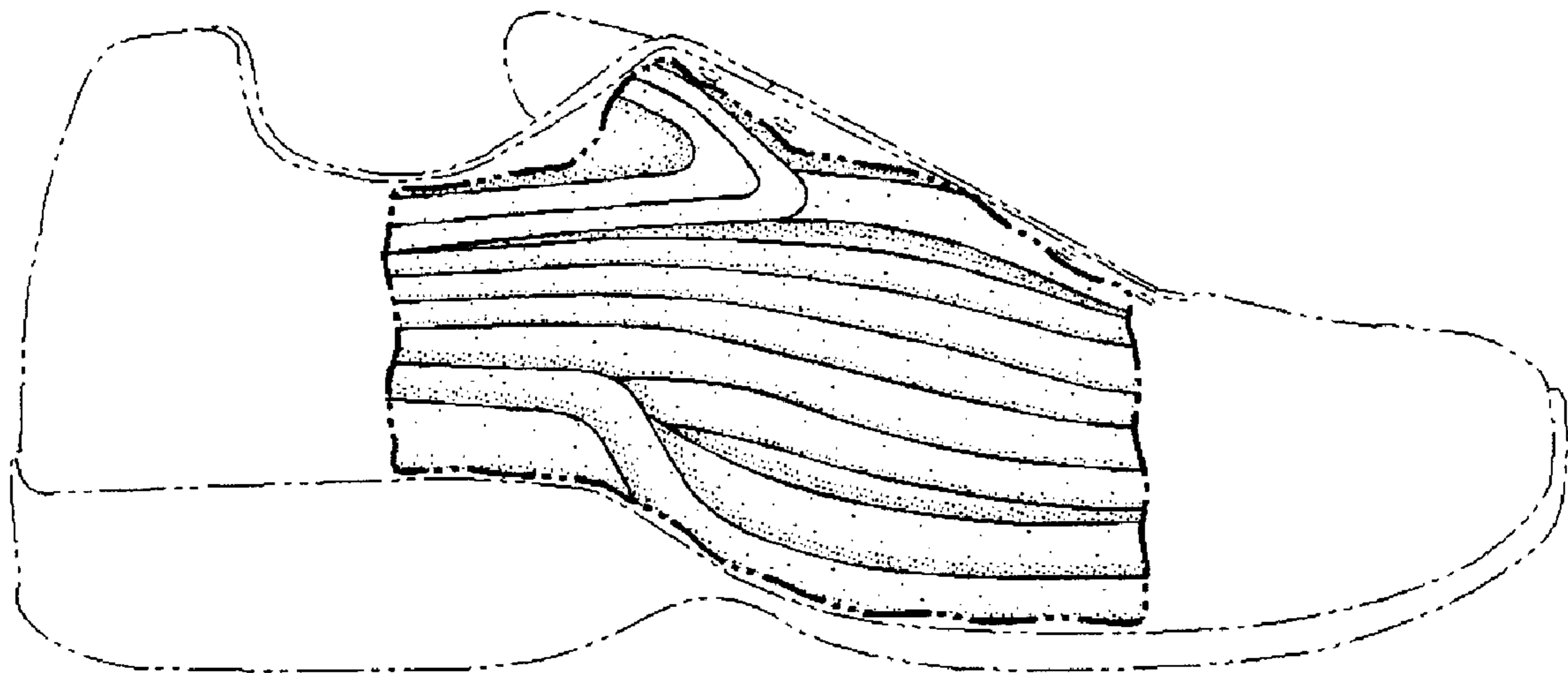


FIG. 2

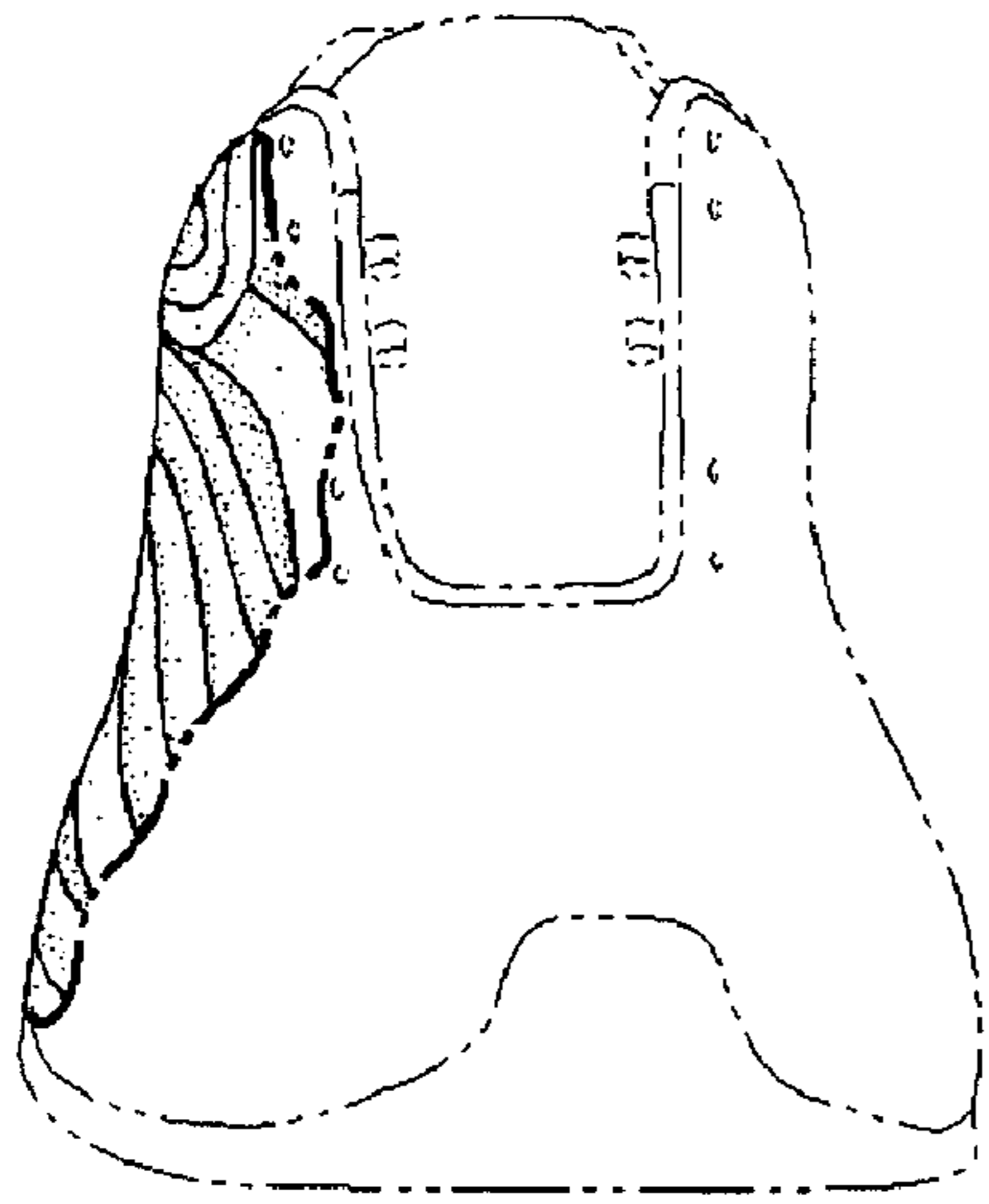


FIG. 3

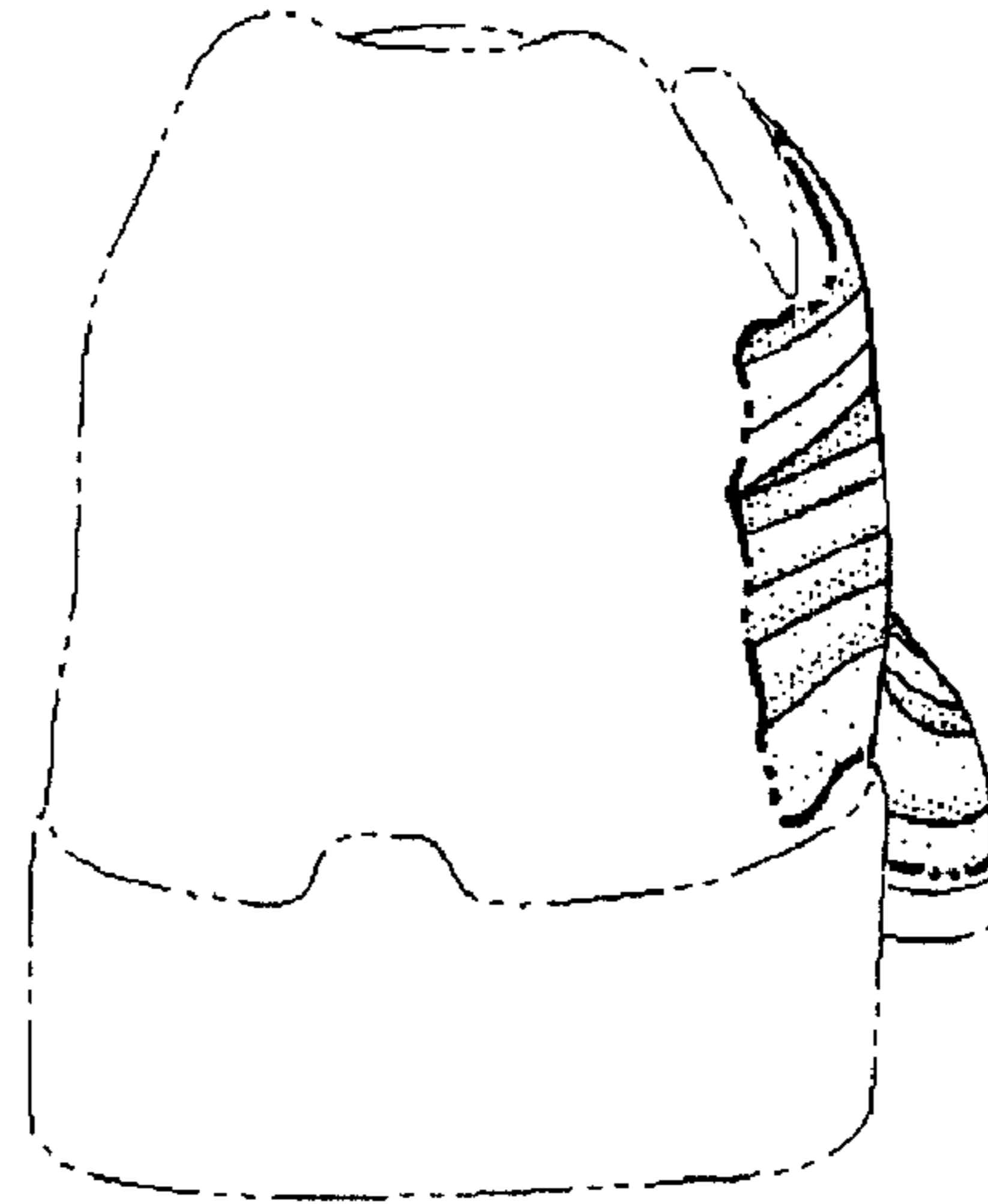


FIG. 4

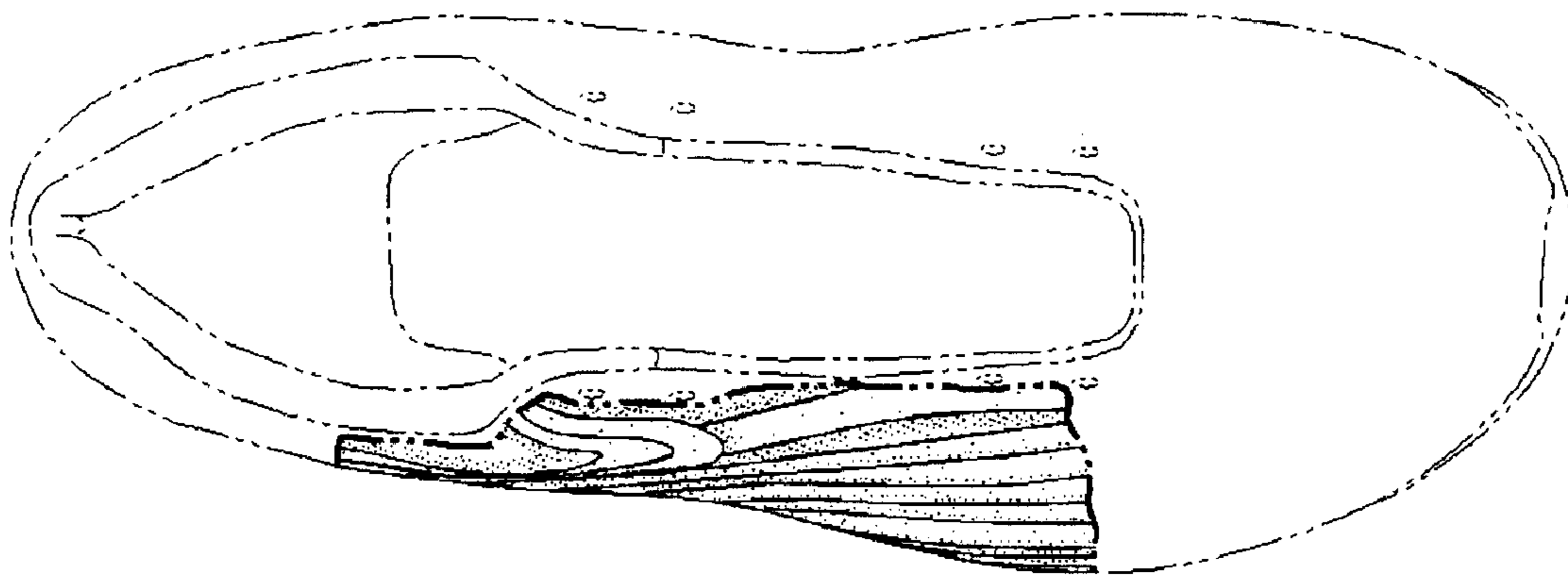


FIG. 5