

US00D544685S

(12) **United States Design Patent**
Mermet

(10) **Patent No.:** **US D544,685 S**

(45) **Date of Patent:** **** Jun. 19, 2007**

(54) **PORTION OF A SHOE UPPER**

(75) Inventor: **Sebastien Mermet**, Creteil (FR)

(73) Assignee: **Nike, Inc.**, Beaverton, OR (US)

(**) Term: **14 Years**

(21) Appl. No.: **29/270,474**

(22) Filed: **Dec. 22, 2006**

(51) **LOC (8) Cl.** **02-99**

(52) **U.S. Cl.** **D2/972**

(58) **Field of Classification Search** D2/902,
D2/906-908, 943, 944, 969, 972-974; 36/45,
36/50.1, 77 M, 77 R, 83, 88, 113, 114, 126-131
See application file for complete search history.

(56) **References Cited**

U.S. PATENT DOCUMENTS

D223,329 S	4/1972	Oshima	
D227,519 S	7/1973	Meadows	
D292,945 S	12/1987	Selbiger et al.	
D297,184 S *	8/1988	Tong	D2/969
4,766,681 A	8/1988	O'Rourke et al.	
4,769,927 A	9/1988	Liggett et al.	
4,811,500 A	3/1989	Maccano	
D310,292 S *	9/1990	Selbiger	D2/969
D314,858 S *	2/1991	Richard et al.	D2/969
4,989,350 A	2/1991	Bunch et al.	
D318,944 S	8/1991	Lucas	
D332,522 S	1/1993	Hatfield	
D339,446 S	9/1993	Teague	
D365,199 S	12/1995	Avar	
D391,069 S	2/1998	Teague	
D395,353 S *	6/1998	Avar	D2/972
D404,193 S	1/1999	Tong	
D404,554 S	1/1999	Kelchak	
D407,202 S *	3/1999	Cass	D2/972
D408,980 S *	5/1999	Doxey	D2/972
D408,985 S *	5/1999	Gray et al.	D2/972
D473,704 S	4/2003	Wilson	
D474,883 S *	5/2003	Cooper	D2/972
D475,516 S	6/2003	Laberge	
D475,520 S *	6/2003	Avar	D2/972

6,739,074 B2	5/2004	Trommer	
D510,797 S	10/2005	Cass	
D513,362 S	1/2006	Kuerbis	
D513,848 S *	1/2006	Teague	D2/972
D520,227 S	5/2006	Portzline	
D526,772 S	8/2006	Cass	
D528,281 S	9/2006	Mermet	
D528,764 S *	9/2006	Clancy	D2/972
D532,594 S *	11/2006	Mermet	D2/972

OTHER PUBLICATIONS

Nike Footwear Catalog (FA 87), pp. 10, 56, 84, 94, 124, published Jan. 1987, Beaverton, Oregon, USA.

(Continued)

Primary Examiner—Dominic Simone
(74) *Attorney, Agent, or Firm*—TraskBritt, P.C.

(57) **CLAIM**

The ornamental design for a portion of a shoe upper, as shown and described.

DESCRIPTION

FIG. 1 is a perspective view of a portion of a shoe upper showing my new design;

FIG. 2 is a side of the portion of a shoe upper shown in FIG. 1;

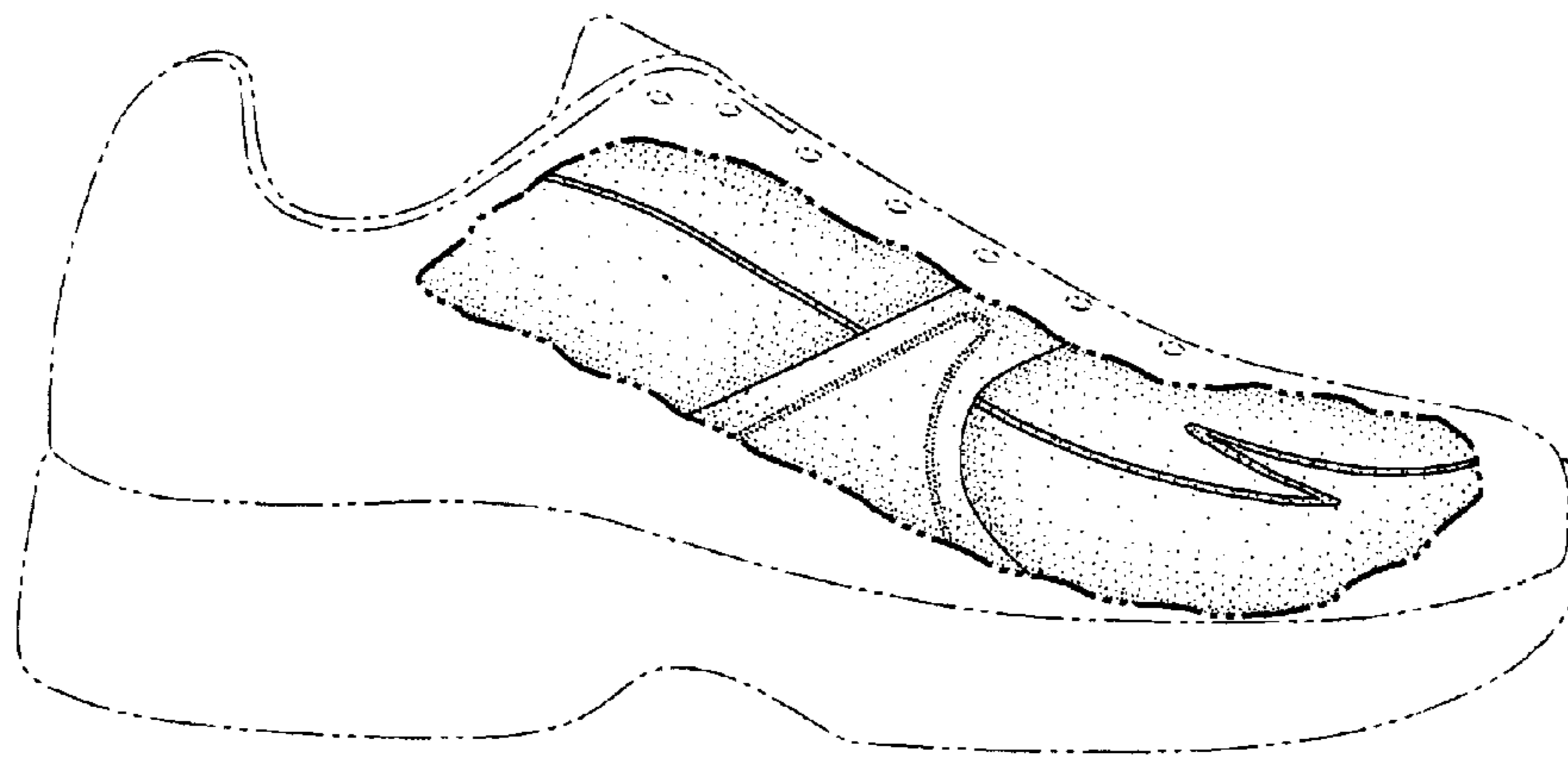
FIG. 3 is a front view of the portion of a shoe upper shown in FIG. 1;

FIG. 4 is a rear view of the portion of a shoe upper shown in FIG. 1; and,

FIG. 5 is a top view of the portion of a shoe upper shown in FIG. 1.

The uneven broken line immediately adjacent to the shaded area represent the bounds of the claimed design. All other uneven broken lines represent the remaining portion of the shoe. The uneven broken line representations in FIGS. 1-5 are for illustrative purposes only and form no part of the claimed design.

1 Claim, 2 Drawing Sheets



OTHER PUBLICATIONS

Nike Footwear Catalog (FA 88), pp. 12, 26, published Dec. 1987, Beaverton, Oregon, USA.

Nike Footwear Catalog (FA 89), p. 62, published Dec. 1988, Beaverton, Oregon, USA.

Nike Footwear Catalog (FA 90), p. 150, published Dec. 1990, Beaverton, Oregon, USA.

Nike Footwear Catalog (SP 91), p. 106, published Jun. 1990, Beaverton, Oregon, USA.

Nike Footwear Catalog (FA 99), pp. M25, M69, published Nov. 1998, Beaverton, Oregon, USA.

Nike Footwear Catalog (LS 04), p. 18, published Sep. 2003, Beaverton, Oregon, USA.

Nike Footwear Catalog (FA 05), p. 29, published Nov. 2004, Beaverton, Oregon, USA.

Nike Footwear Catalog (SP 06), p. 62, published Jun. 2005, Beaverton, Oregon, USA.

Nike Footwear Catalog (FA 06), pp. 61, 122, published Nov. 2005, Beaverton, Oregon, USA.

Nike Footwear Catalog (SU 07), pp. 58, 156, published Sep. 2006, Beaverton, Oregon, USA.

* cited by examiner

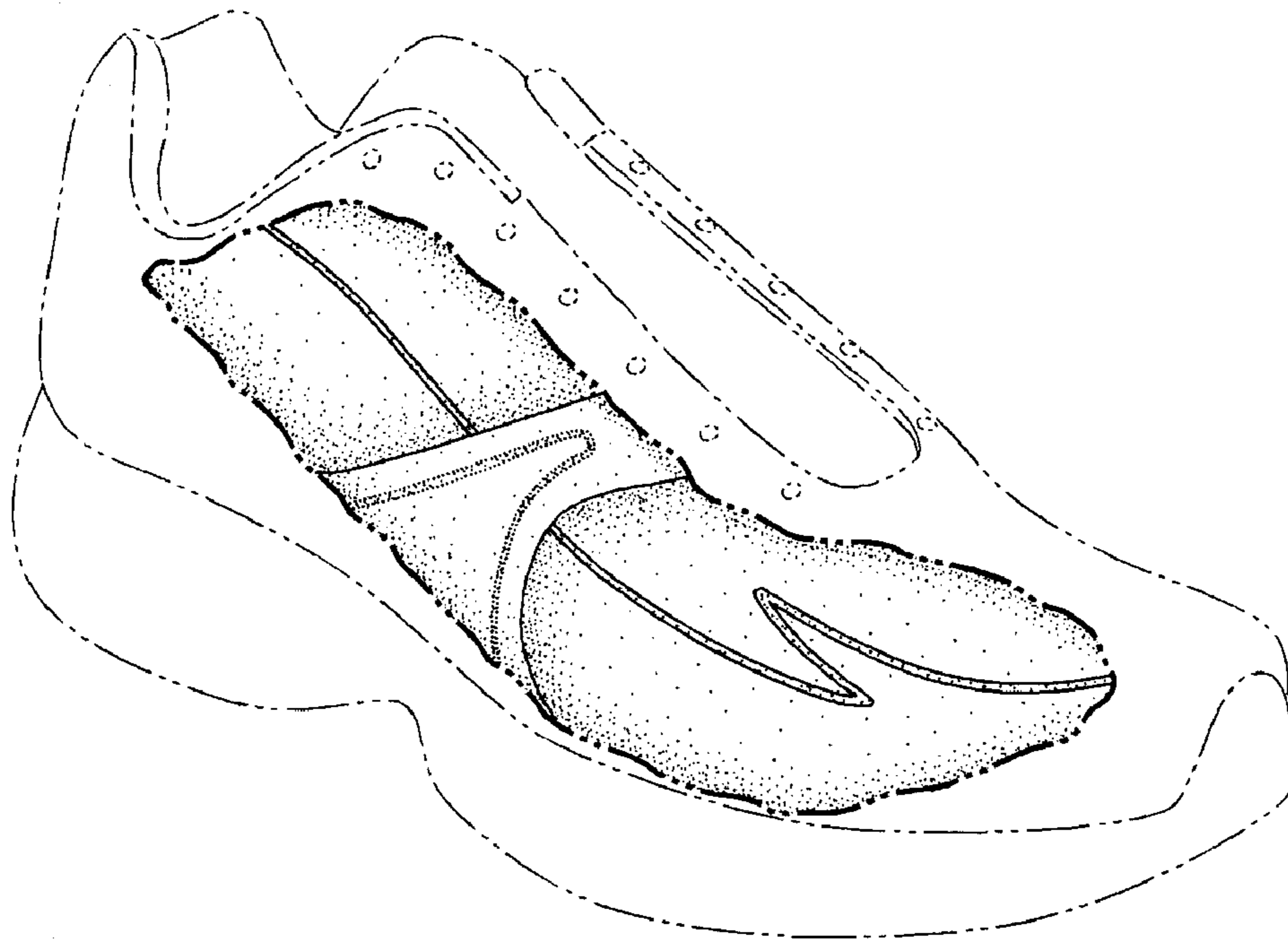


FIG. 1

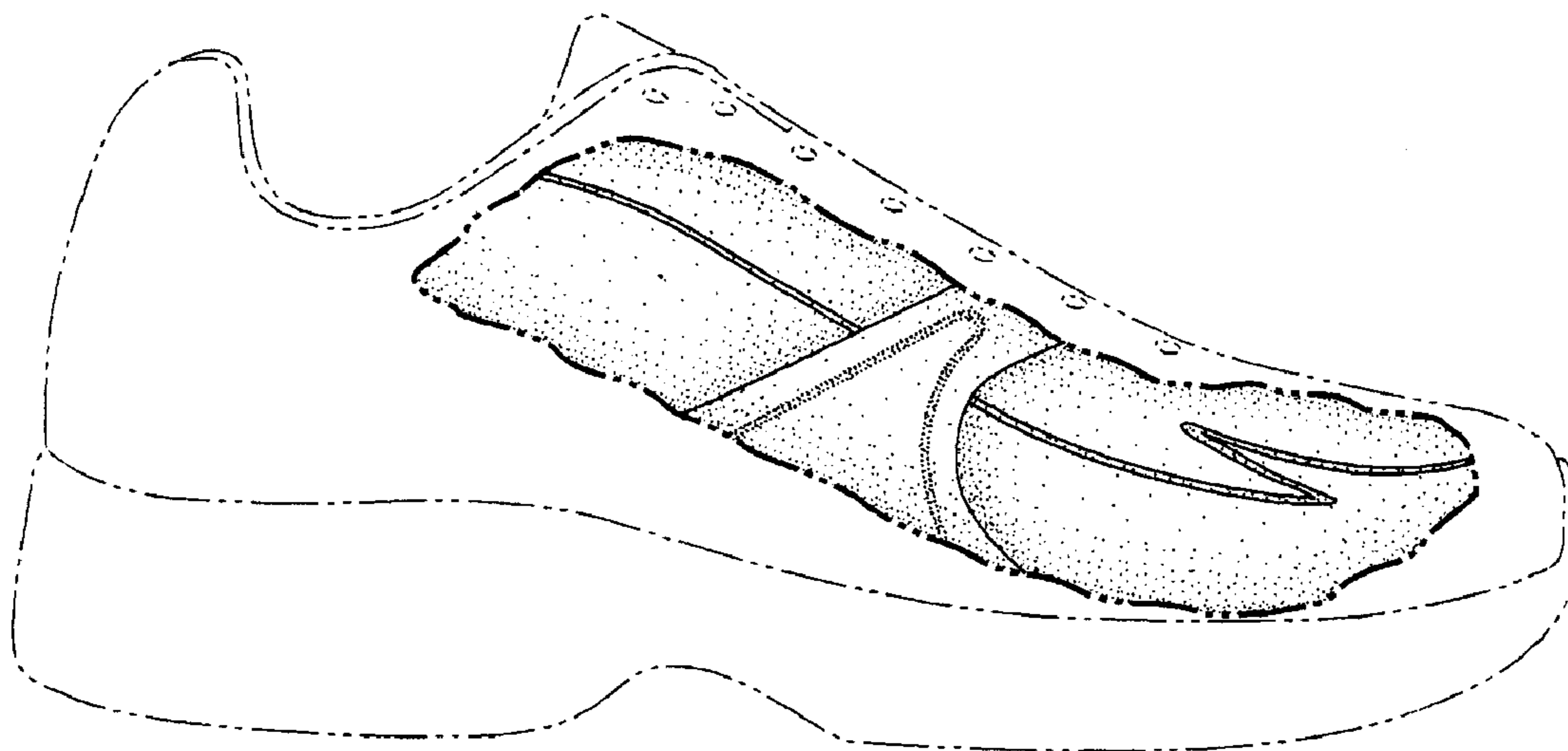


FIG. 2

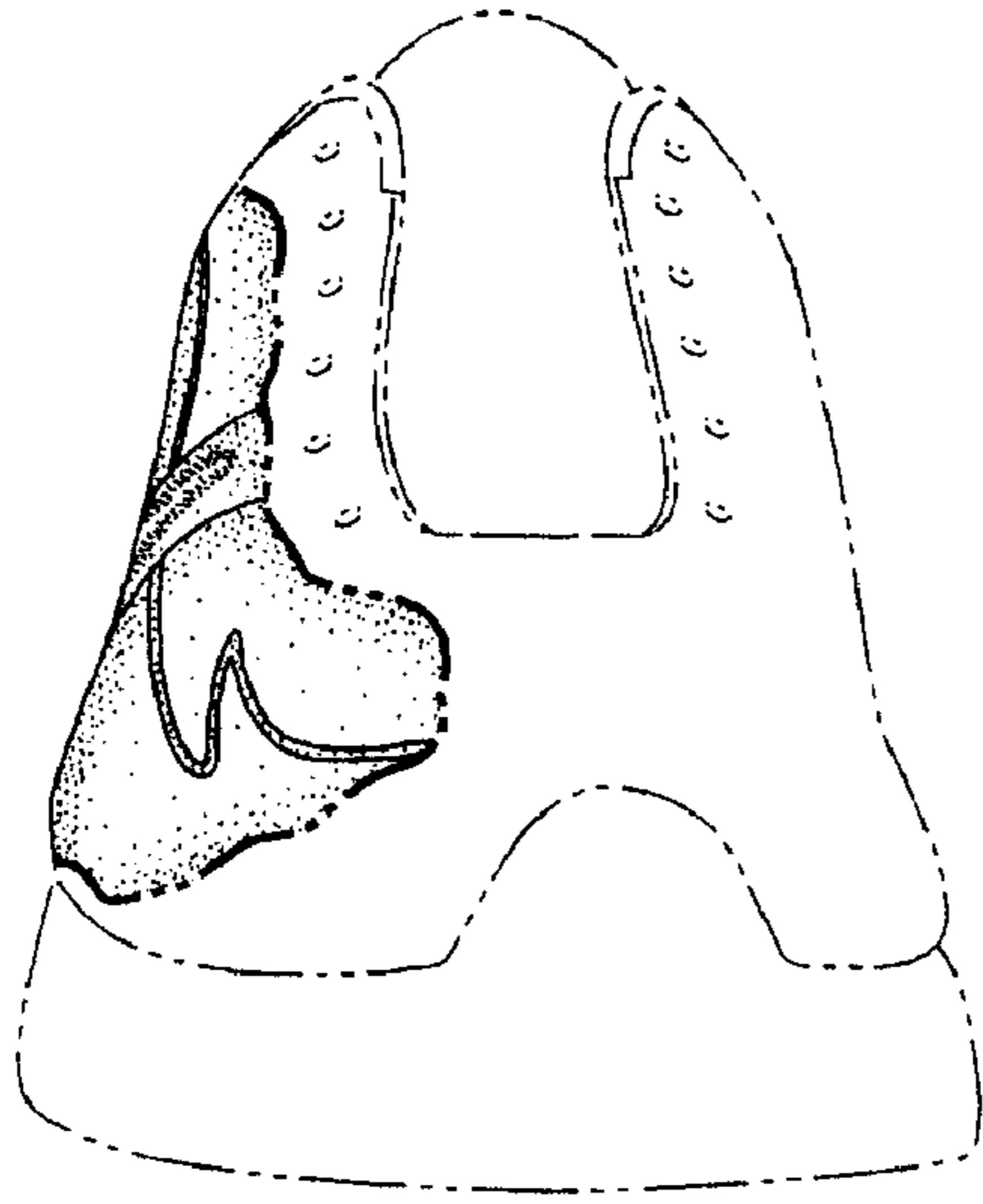


FIG. 3



FIG. 4

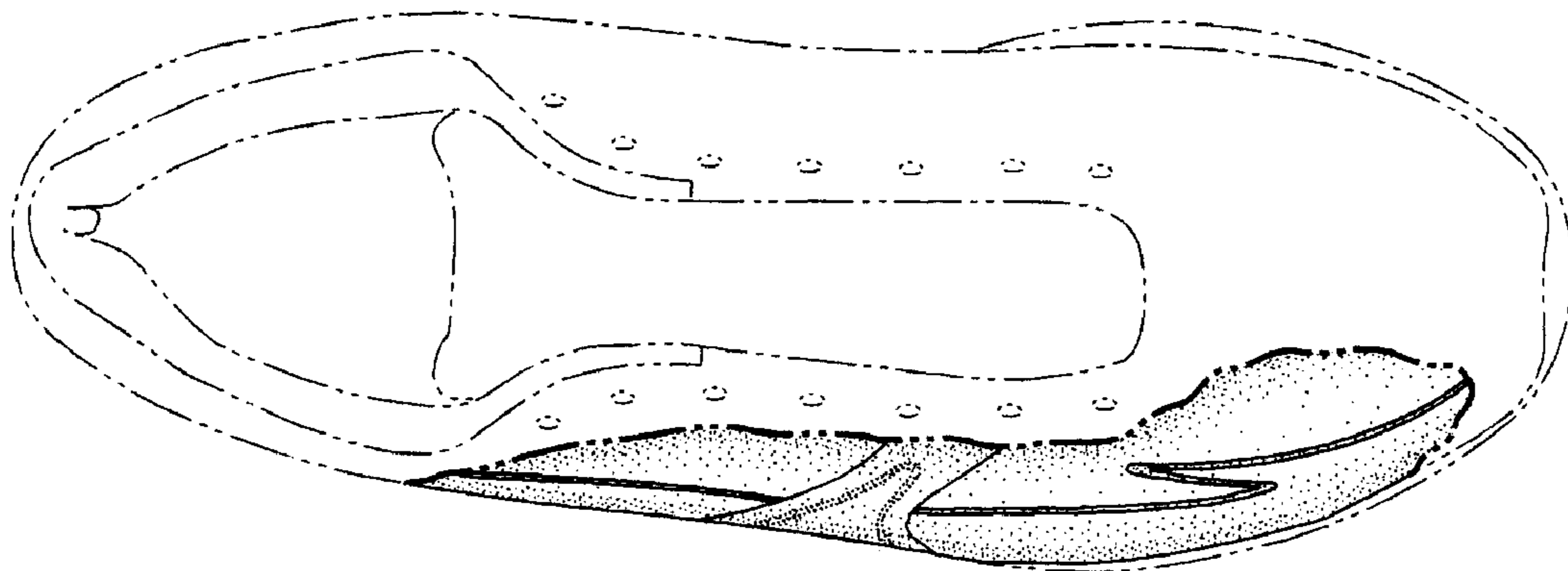


FIG. 5