

US00D544612S

(12) **United States Design Patent**
Cochrane

(10) **Patent No.:** **US D544,612 S**

(45) **Date of Patent:** **** Jun. 12, 2007**

(54) **WALL SPIKES**

(75) **Inventor:** **Richard Bruce Cochrane**, Kempton Park (ZA)

(73) **Assignee:** **Cochrane Steel Products (Pty) Ltd.**, Spartan, Kempton Park (ZA)

(**) **Term:** **14 Years**

(21) **Appl. No.:** **29/229,960**

(22) **Filed:** **May 13, 2005**

(51) **LOC (8) Cl.** **25-99**

(52) **U.S. Cl.** **D25/199**

(58) **Field of Classification Search** D25/199,
D25/38, 39, 45, 46, 164; 29/7.1; 340/564,
340/572.2; 7/117; 52/101, 57; 256/1-4,
256/7-9, 11, 16, 34; 238/366; 211/125
See application file for complete search history.

(56) **References Cited**

U.S. PATENT DOCUMENTS

75,994	A	*	3/1868	Smith et al.	256/34
191,603	A	*	6/1877	Lauckhardt	256/11
511,701	A	*	12/1893	Jacobs	256/12
D26,410	S	*	12/1896	Benjamin	D25/164
633,622	A	*	9/1899	Souther	52/57
940,755	A	*	11/1909	Underhill	256/11

D134,360	S	*	11/1942	Galper	D9/456
2,306,080	A	*	12/1942	Peles	52/101
D451,204	S	*	11/2001	Schlichting et al.	D25/38
D489,826	S	*	5/2004	Cochrane	D25/46

* cited by examiner

Primary Examiner—Louis S. Zarfes

Assistant Examiner—Anna Dworzecka

(74) *Attorney, Agent, or Firm*—Keusey, Tutunjian & Bitetto, P.C.

(57) **CLAIM**

The ornamental design for wall spikes, as shown and described.

DESCRIPTION

FIG. 1 is a top perspective view of wall spikes showing my new design;

FIG. 2 is a front elevation view thereof;

FIG. 3 is a right end view thereof;

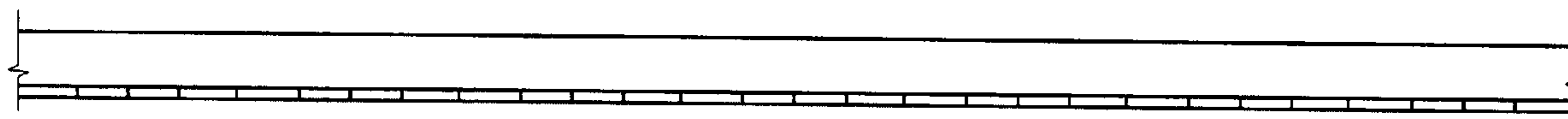
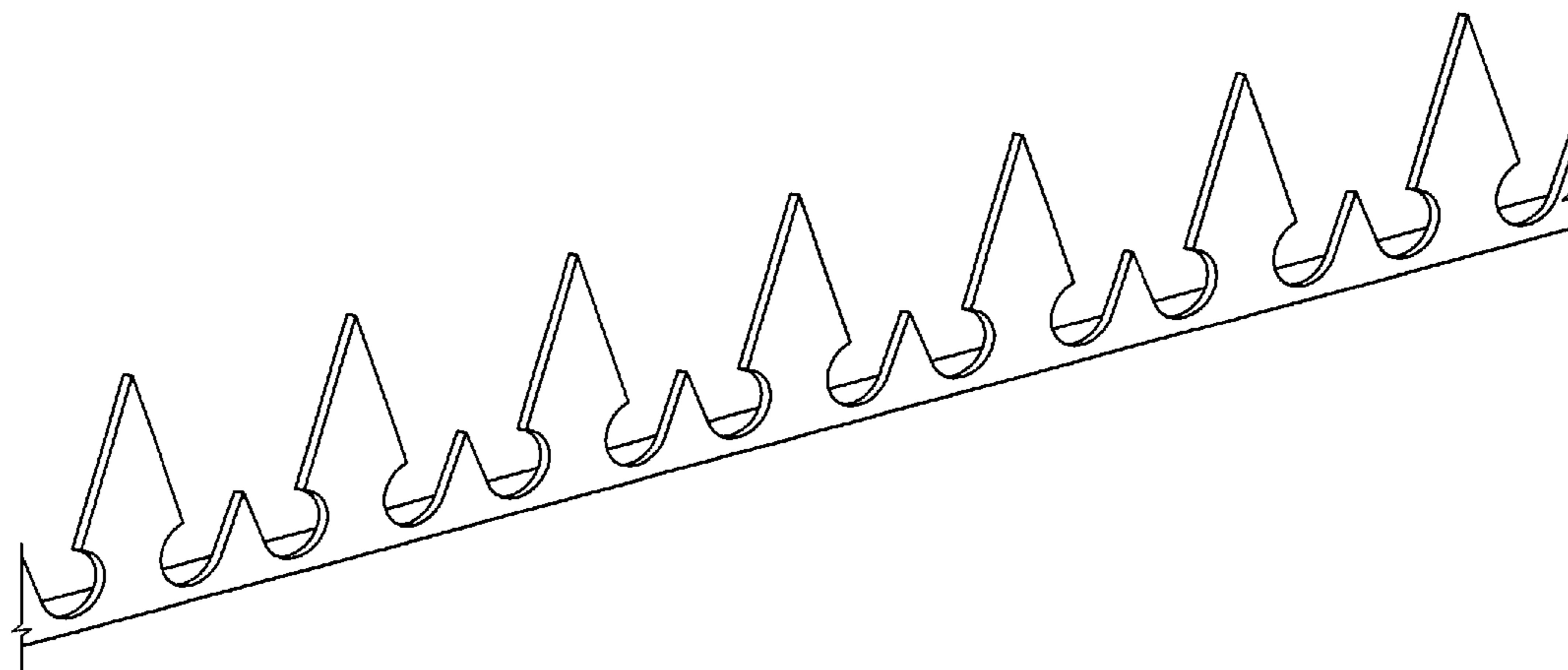
FIG. 4 is a top plan view thereof;

FIG. 5 is a back elevation view thereof;

FIG. 6 is a left end view thereof; and,

FIG. 7 is a bottom plan view.

1 Claim, 2 Drawing Sheets



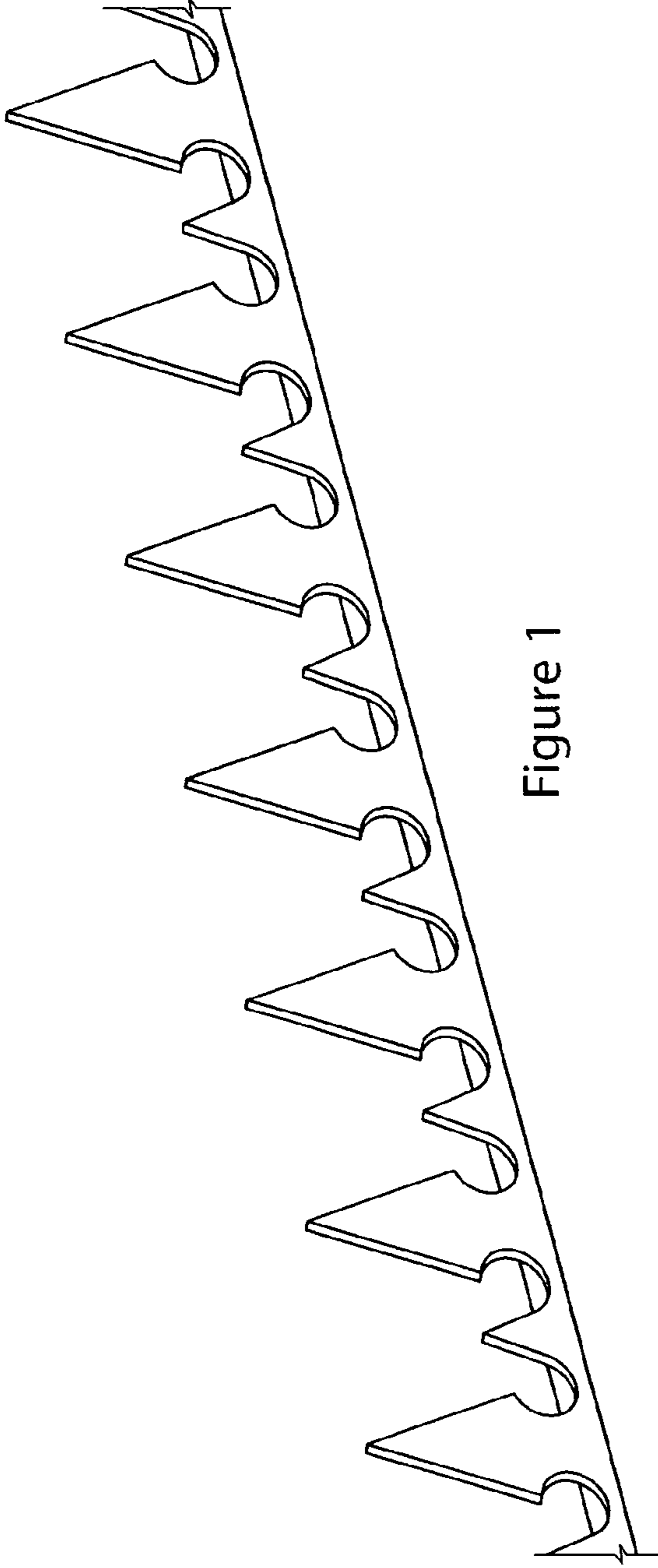


Figure 1



Figure 3




Figure 6




Figure 2

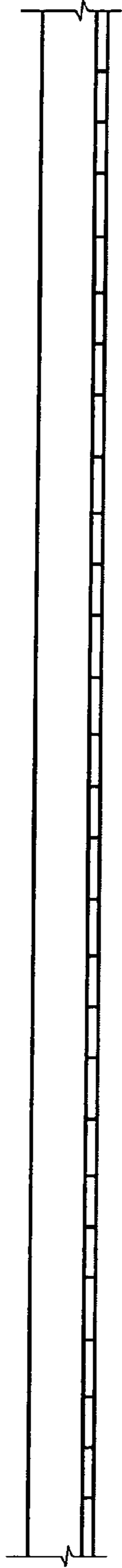


Figure 4

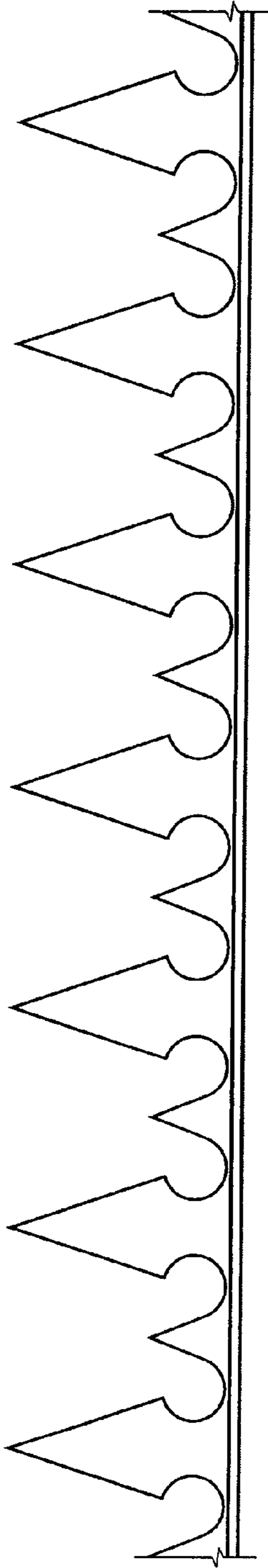


Figure 5

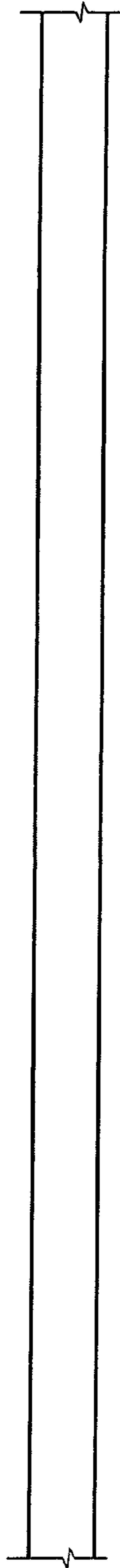


Figure 7