

US00D544608S

(12) **United States Design Patent**
Hsu

(10) **Patent No.:** **US D544,608 S**

(45) **Date of Patent:** **** Jun. 12, 2007**

(54) **MESSAGE TOOL**

(76) **Inventor:** **Ching-Feng Hsu**, No. 133, Futeh 3 Rd., Hsichih City, Taipei Hsien (TW)

(**) **Term:** **14 Years**

(21) **Appl. No.:** **29/266,324**

(22) **Filed:** **Sep. 19, 2006**

(51) **LOC (8) Cl.** **28-03**

(52) **U.S. Cl.** **D24/214**

(58) **Field of Classification Search** D24/200,
D24/211, 214, 215; 601/131, 134-138, 118,
601/124

See application file for complete search history.

(56) **References Cited**

U.S. PATENT DOCUMENTS

754,925	A *	3/1904	Zar-Adusht-Hanish	601/131
D319,105	S *	8/1991	Cheng	D24/215
D502,264	S *	2/2005	Timmer	D24/211

* cited by examiner

Primary Examiner—Ian Simmons

Assistant Examiner—Melanie Levy

(74) *Attorney, Agent, or Firm*—Bacon & Thomas, PLLC

(57) **CLAIM**

The ornamental design for a massage tool, as shown.

DESCRIPTION

FIG. 1 is a perspective view of a massage tool showing my new design;

FIG. 2 is a front view thereof;

FIG. 3 is a rear view thereof;

FIG. 4 is a left side view thereof;

FIG. 5 is a right side view thereof;

FIG. 6 is top view thereof; and,

FIG. 7 is a bottom view thereof.

1 Claim, 7 Drawing Sheets






FIG.1




FIG.2

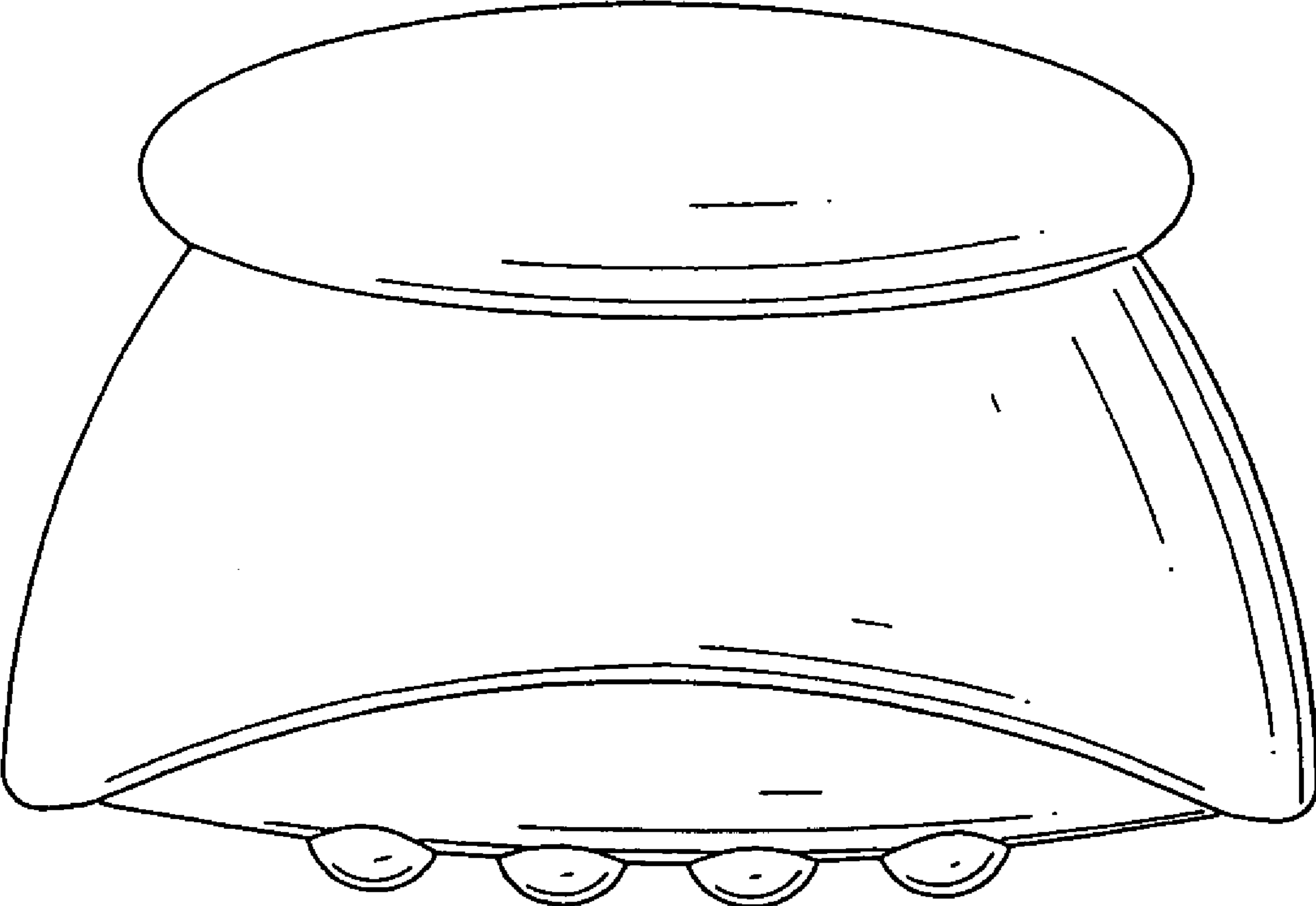


FIG.3




FIG.4




FIG.5

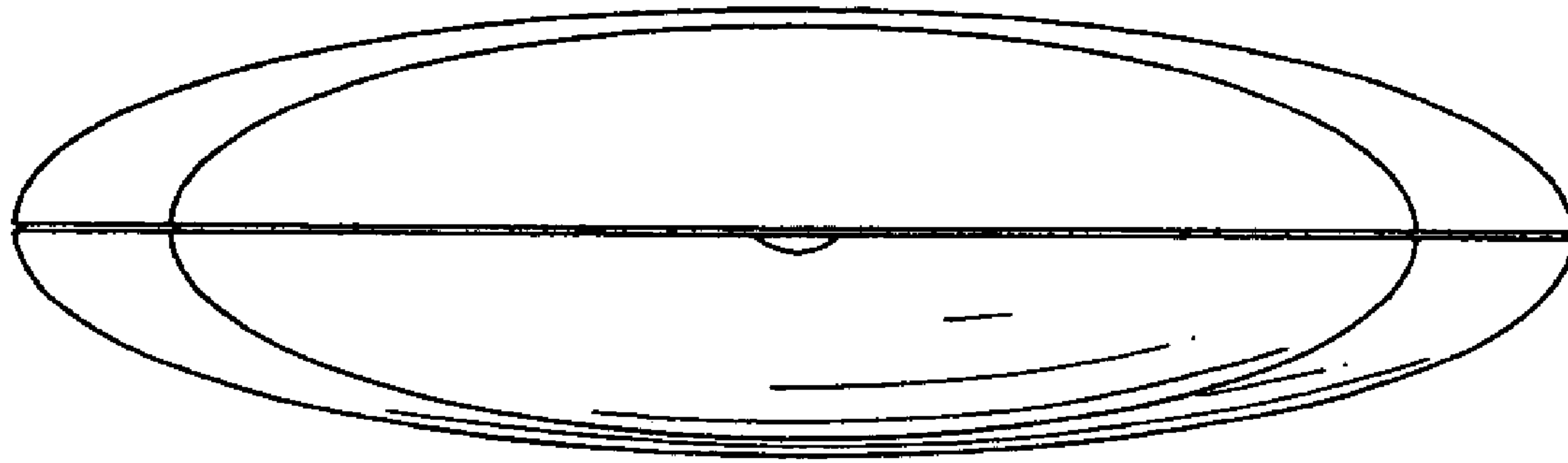


FIG.6

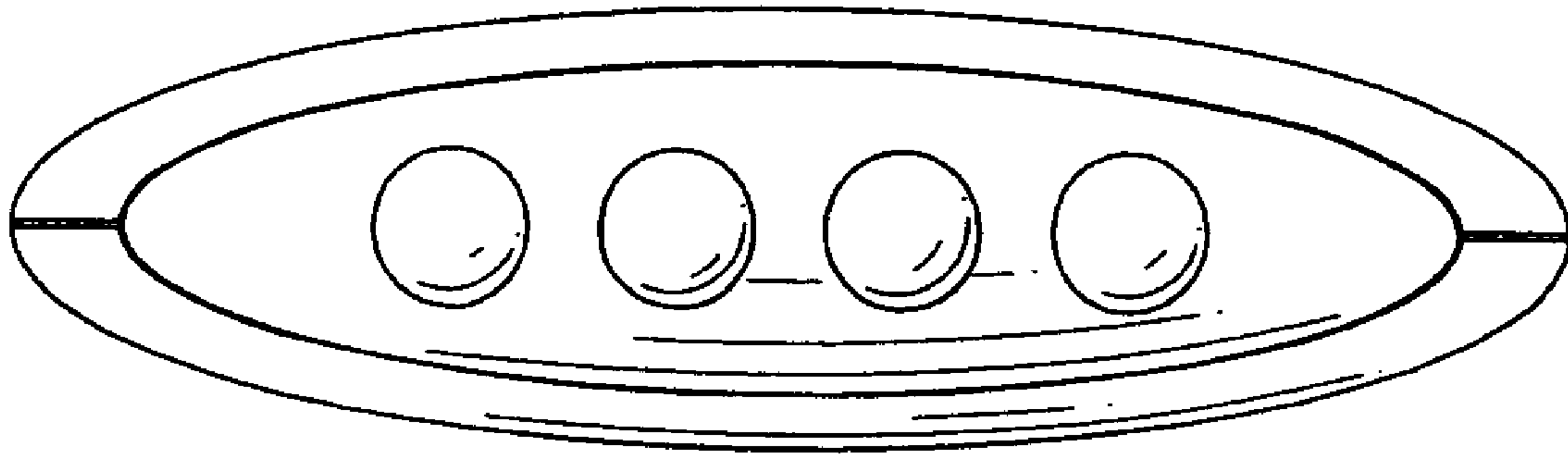


FIG. 7