

US00D544607S

(12) **United States Design Patent**
Henry et al.

(10) **Patent No.:** **US D544,607 S**
(45) **Date of Patent:** **** Jun. 12, 2007**

(54) **MEDICINE DISPENSING PATCH**

(76) Inventors: **Steven D. Henry**, 126 Heather Dr.,
Cowpens, SC (US) 29330; **Bryan**
Graham, 1226 Brionne Ct., Waxhaw,
NC (US) 28173

(**) Term: **14 Years**

(21) Appl. No.: **29/224,774**

(22) Filed: **Mar. 8, 2005**

(51) **LOC (8) Cl.** **24-01**

(52) **U.S. Cl.** **D24/189**

(58) **Field of Classification Search** D24/188-189,
D24/49, 34, 99; 128/156, 155, 132 R
See application file for complete search history.

(56) **References Cited**

U.S. PATENT DOCUMENTS

3,870,041	A *	3/1975	Davies	602/47
D247,064	S *	1/1978	Spiegelberg	D9/416
4,212,296	A *	7/1980	Schaar	602/42
D267,510	S *	1/1983	Golub	D24/189
D272,091	S *	1/1984	Kaufman	D24/119
D278,363	S *	4/1985	Schenkel et al.	D24/189
4,638,043	A	1/1987	Szycher		

D296,006	S	5/1988	Asche		
4,778,786	A	10/1988	Reever		
5,536,263	A	7/1996	Rolf		
6,062,234	A *	5/2000	Finocchiaro et al.	132/320
6,096,333	A	8/2000	Rolf		
6,120,792	A	9/2000	Juni		

* cited by examiner

Primary Examiner—Louis S. Zarfaz

Assistant Examiner—Michelle E. Wilson

(57) **CLAIM**

The ornamental design for a medicine dispensing patch, as shown and described.

DESCRIPTION

FIG. 1 is a top view of a medicine dispensing patch showing my new design.

FIG. 2 is a back view thereof;

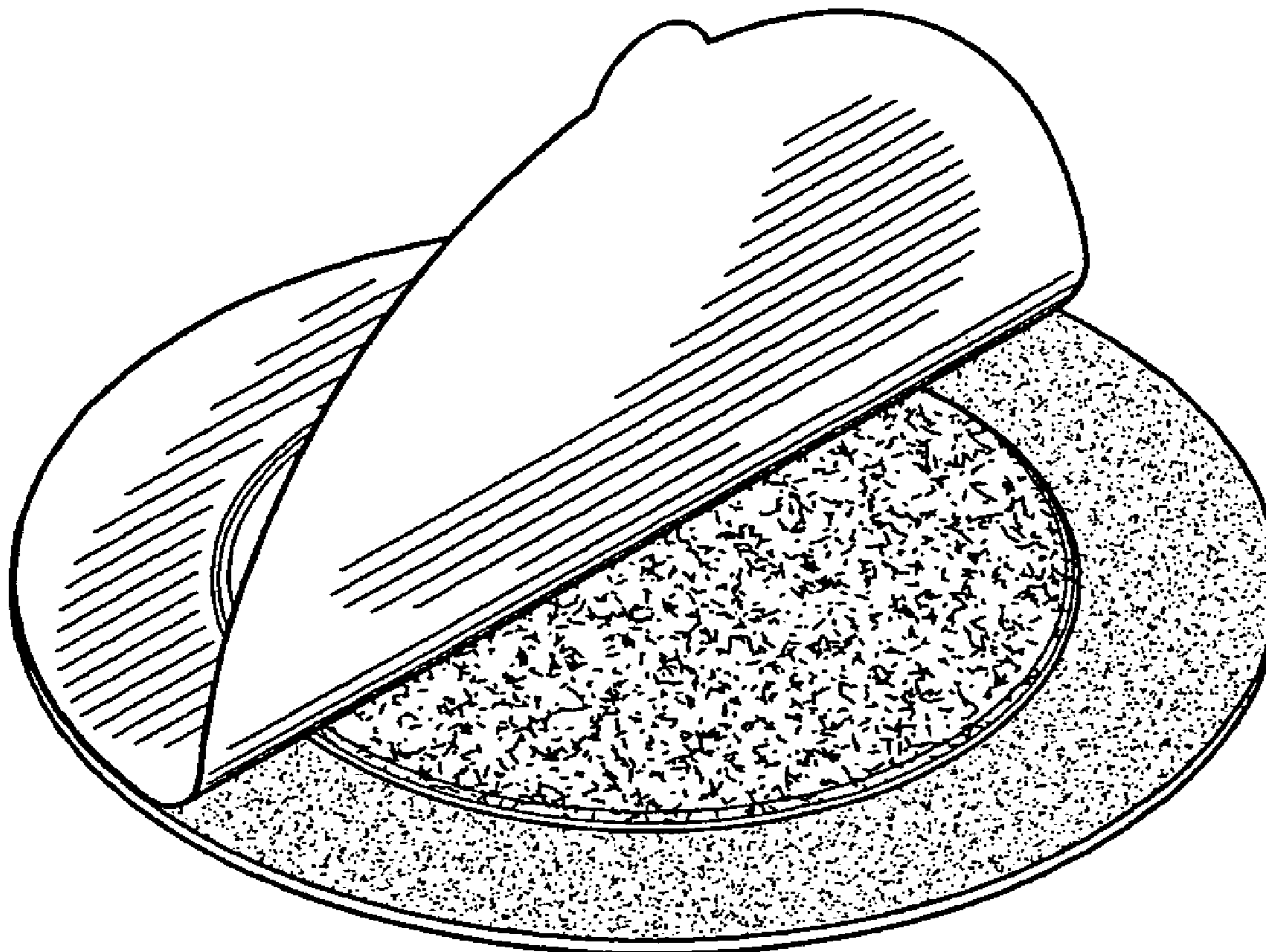
FIG. 3 is a left-side view thereof;

FIG. 4 is a topside view thereof;

FIG. 5 is a bottom side view thereof; and,

FIG. 6 is an isometric projection of the design in open position.

1 Claim, 2 Drawing Sheets



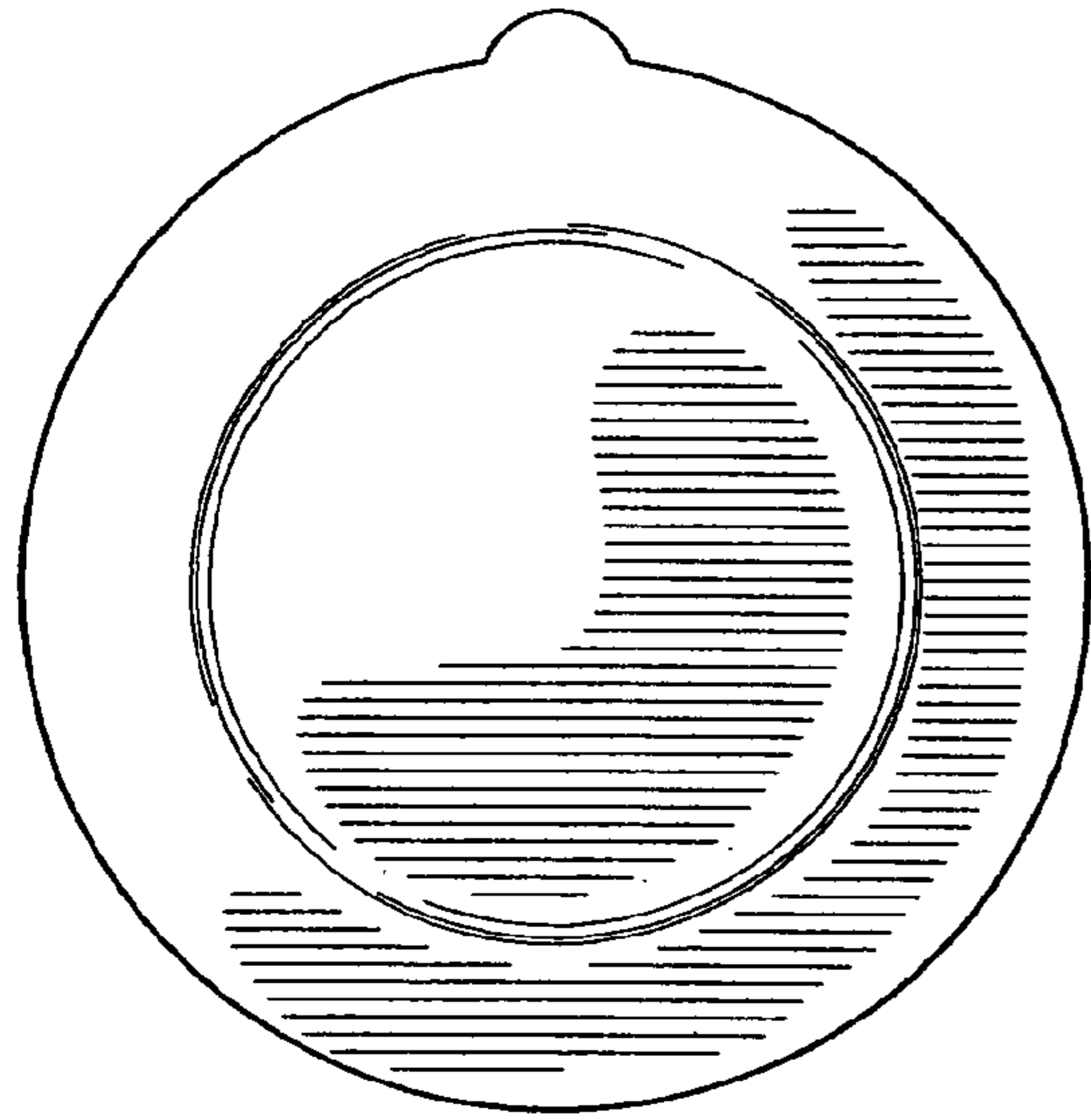


FIG. 1

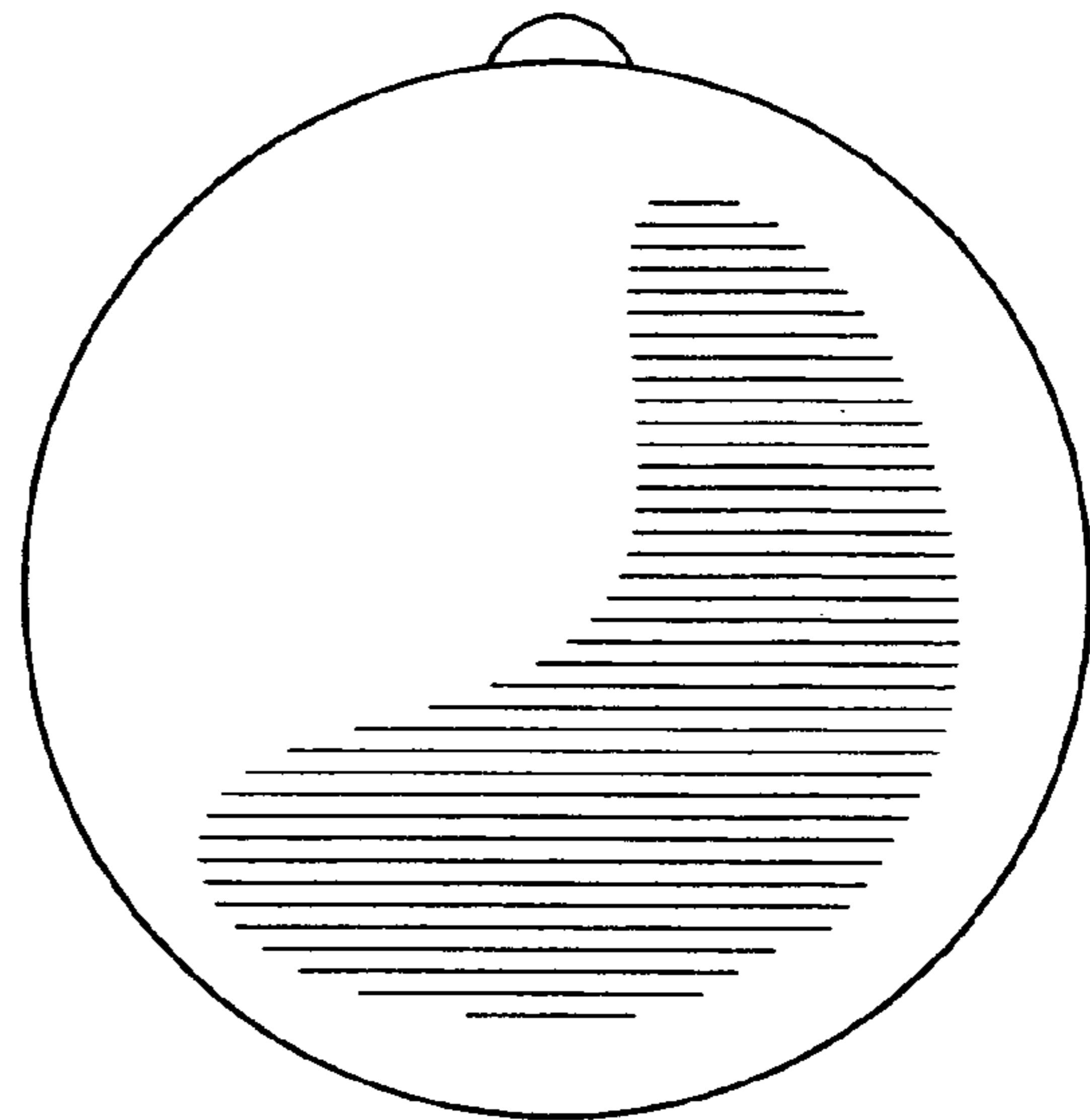


FIG. 2



FIG. 3



FIG. 4




FIG. 5

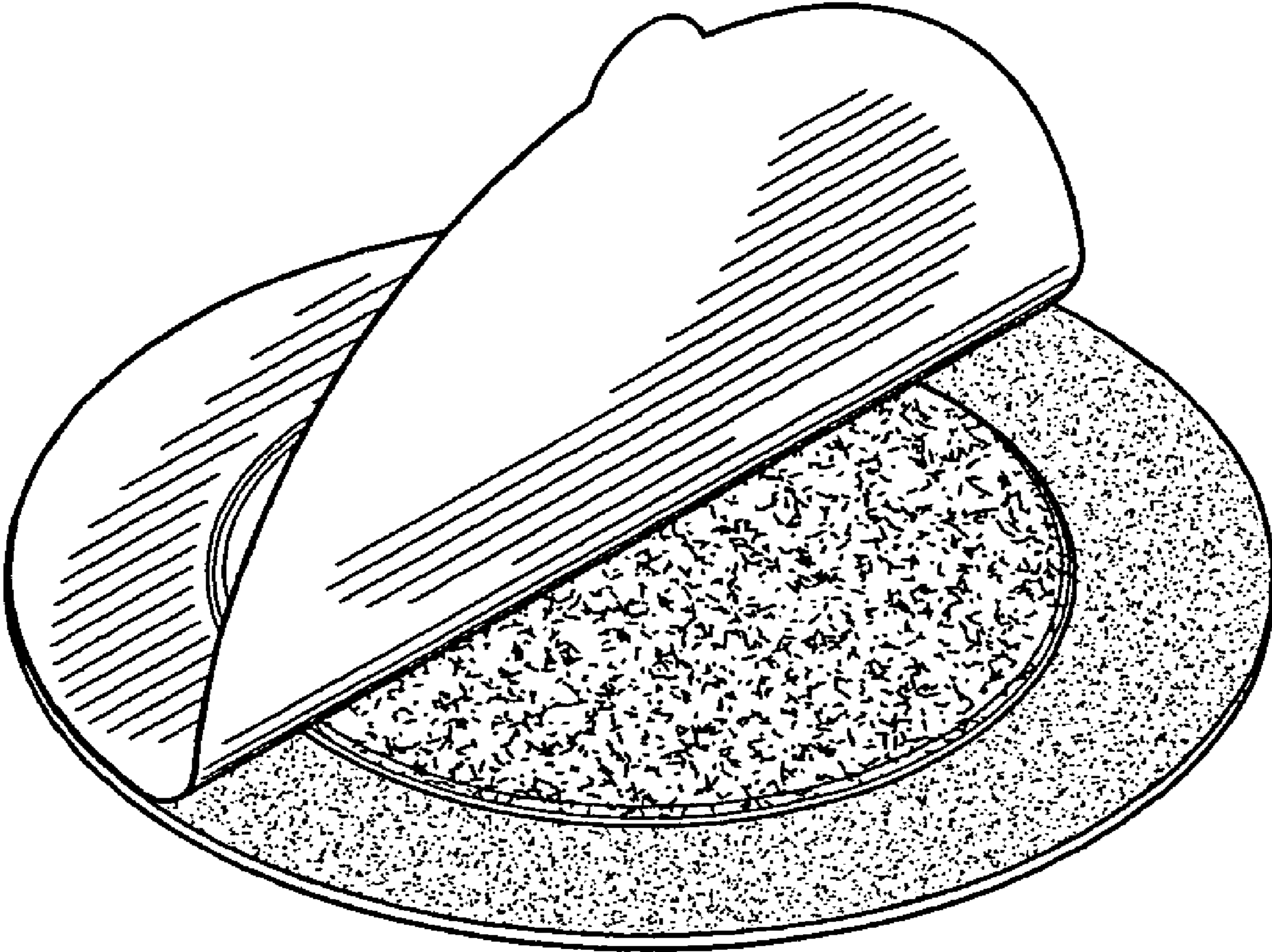


FIG. 6