

US00D544590S

(12) **United States Design Patent**
Yoo et al.

(10) **Patent No.:** **US D544,590 S**
(45) **Date of Patent:** **** Jun. 12, 2007**

(54) **WALL-INSTALLED TYPE AIR
CONDITIONER**

(75) Inventors: **Joong Gil Yoo**, Gyeonggi-do (KR); **Hee
Jae Kwon**, Seoul (KR); **Kyu Nam Lee**,
Gyeonggi-do (KR)

(73) Assignee: **LG Electronics Inc.**, Seoul (KR)

(**) Term: **14 Years**

(21) Appl. No.: **29/264,973**

(22) Filed: **Aug. 23, 2006**

(30) **Foreign Application Priority Data**

Feb. 24, 2006 (KR) 30-2006-0007060

(51) **LOC (8) Cl.** **23-04**

(52) **U.S. Cl.** **D23/351**

(58) **Field of Classification Search** D23/351-354;
312/236; 62/259.1, 259.4, 262-263, 304;
454/330-331, 349-350

See application file for complete search history.

(56) **References Cited**

U.S. PATENT DOCUMENTS

4,733,543 A * 3/1988 Blair 312/236

D321,248 S * 10/1991 Wilgus et al. D23/351
D322,848 S * 12/1991 Wilgus et al. D23/351
D417,724 S * 12/1999 Okamoto et al. D23/351
D448,838 S * 10/2001 Galeazzi et al. D23/354
D469,525 S * 1/2003 Giugiaro D23/328

* cited by examiner

Primary Examiner—Brian N Vinson

(74) *Attorney, Agent, or Firm*—Birch, Stewart, Kolasch &
Birch, LLP

(57) **CLAIM**

The ornamental design for a wall-installed type air condi-
tioner, as shown and described.

DESCRIPTION

FIG. 1 is a perspective view of a wall-installed type air
conditioner showing our new design;

FIG. 2 is a front view thereof;

FIG. 3 is a rear view thereof;

FIG. 4 is a left side view thereof;

FIG. 5 is a right side view thereof;

FIG. 6 is a top plan view thereof; and,

FIG. 7 is a bottom plan view thereof.

1 Claim, 6 Drawing Sheets

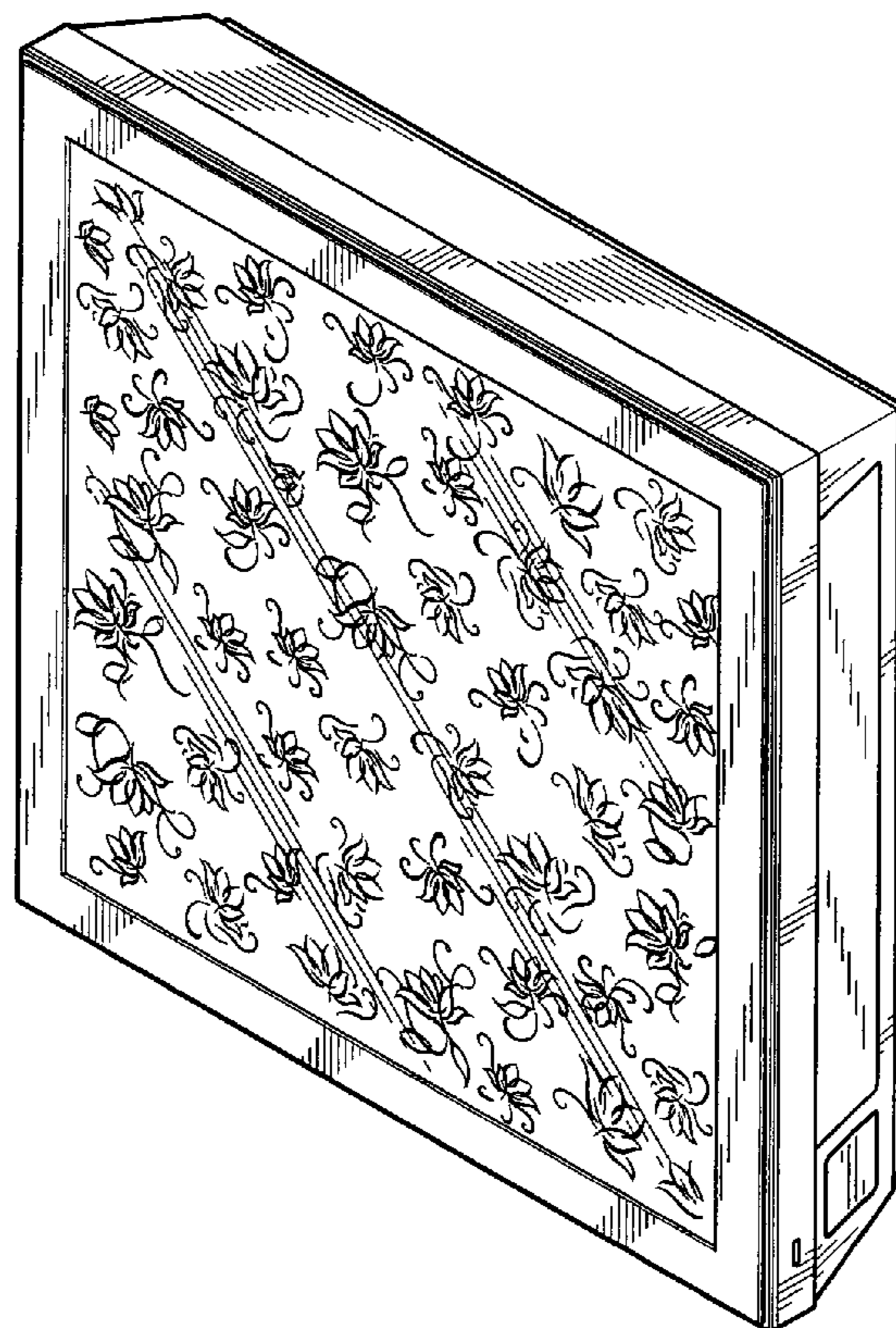


FIG. 1

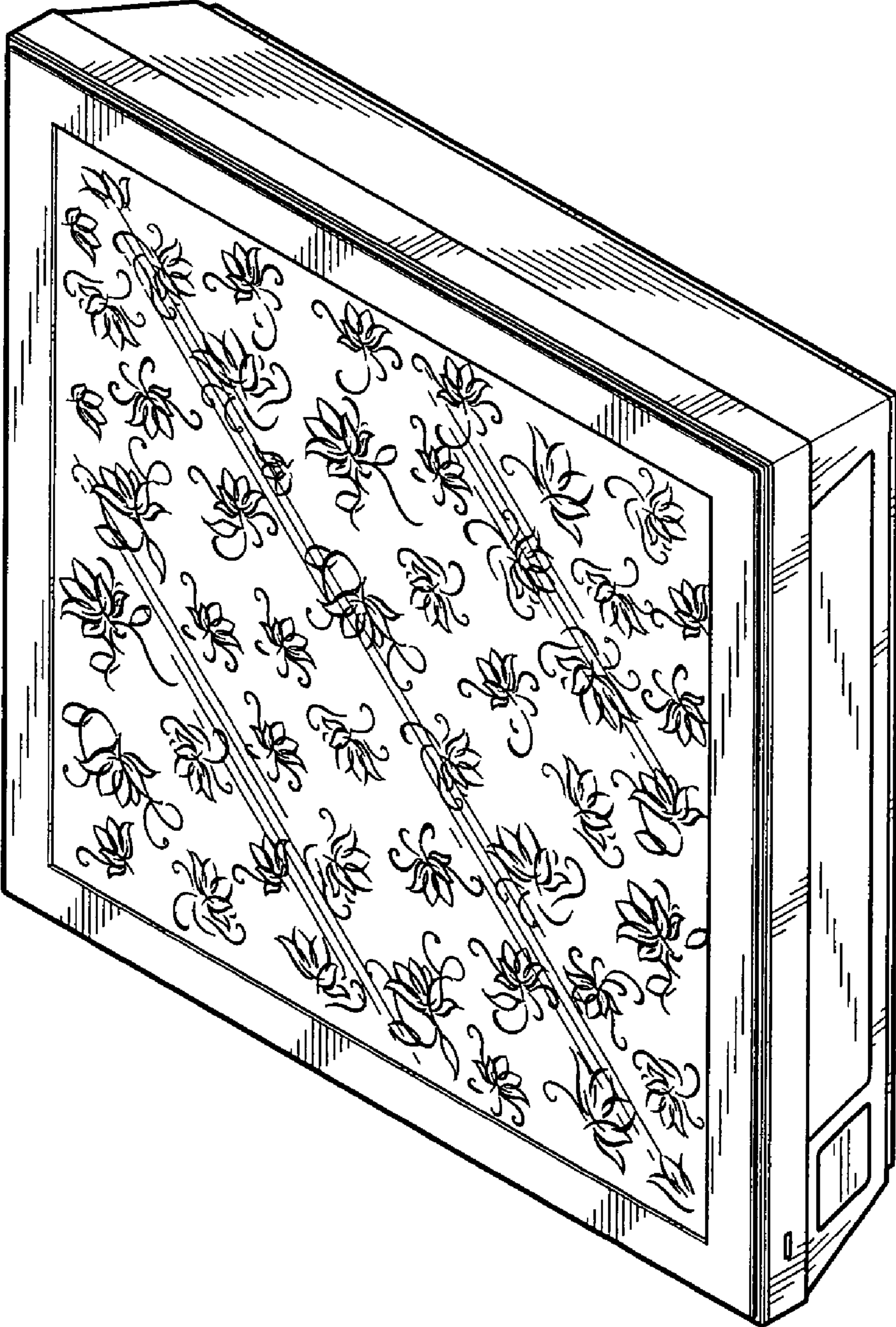


FIG. 2




FIG. 3

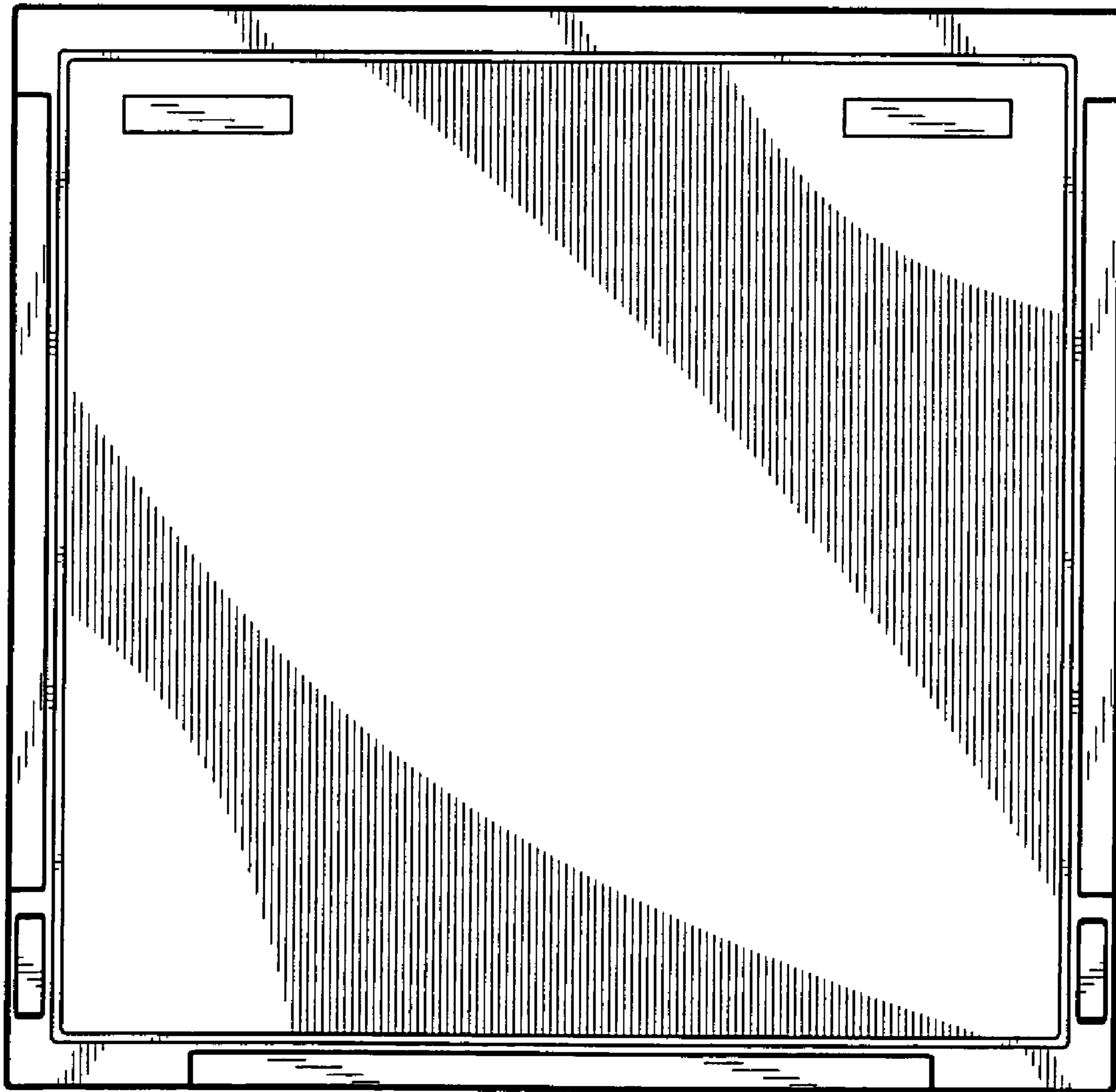


FIG. 4



FIG. 5




FIG. 6



FIG. 7

