



US00D544573S

(12) **United States Design Patent**  
**Dingler et al.**

(10) **Patent No.: US D544,573 S**

(45) **Date of Patent: \*\* Jun. 12, 2007**

(54) **SHOWERHEAD**

(75) Inventors: **Noah Dingler**, Waterford, MI (US);  
**Michael Miller**, Portage, MI (US);  
**Kristen Swope**, Homer, MI (US);  
**Dominic Daunter**, Howell, MI (US)

(73) Assignee: **Alsons Corporation**, Hillsdale, MI (US)

(\*\*) Term: **14 Years**

(21) Appl. No.: **29/267,254**

(22) Filed: **Oct. 10, 2006**

**Related U.S. Application Data**

(62) Division of application No. 29/230,912, filed on May 27, 2005.

(51) **LOC (8) Cl.** ..... **23-01**

(52) **U.S. Cl.** ..... **D23/223**

(58) **Field of Classification Search** ..... D23/213,  
D23/223, 226; 239/394, 462  
See application file for complete search history.

(56) **References Cited**

**U.S. PATENT DOCUMENTS**

D506,243 S \* 6/2005 Wu ..... D23/223

D510,610 S \* 10/2005 Bailey et al. .... D23/223

D516,671 S \* 3/2006 Wu et al. .... D23/223

D527,442 S \* 8/2006 Wu ..... D23/223

D534,239 S \* 12/2006 Dingler et al. .... D23/223

\* cited by examiner

*Primary Examiner*—Robin Webster

(74) *Attorney, Agent, or Firm*—Edgar A. Zarins; Lloyd D. Doigan

(57) **CLAIM**

The ornamental design for a showerhead, as shown and described.

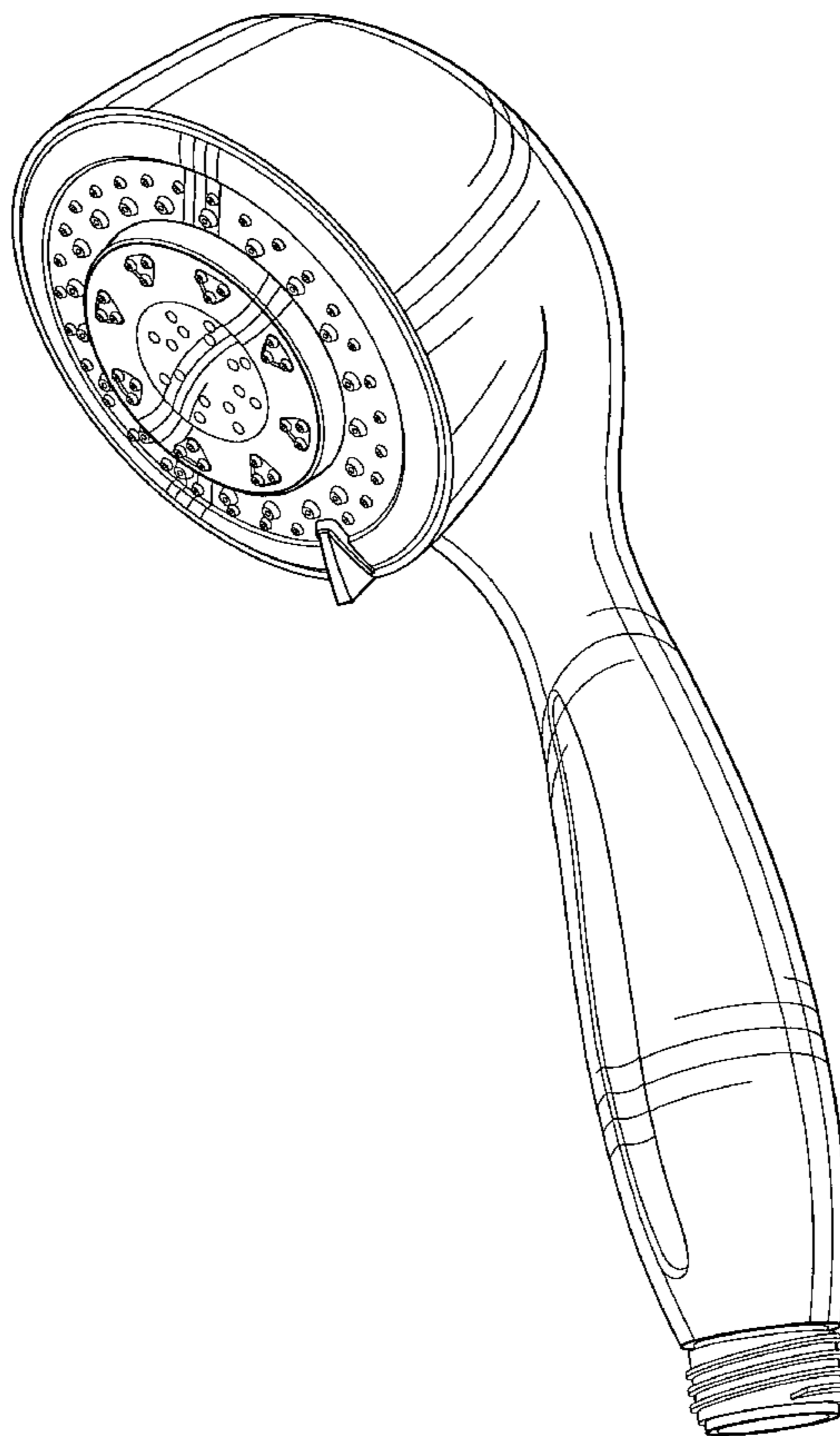
**DESCRIPTION**

FIG. 1 is a front elevational view of a showerhead showing our new design;

FIG. 2 is a right side view thereof, the opposite side being a mirror image of the side shown; and,

FIG. 3 is a perspective side view thereof.

**1 Claim, 3 Drawing Sheets**



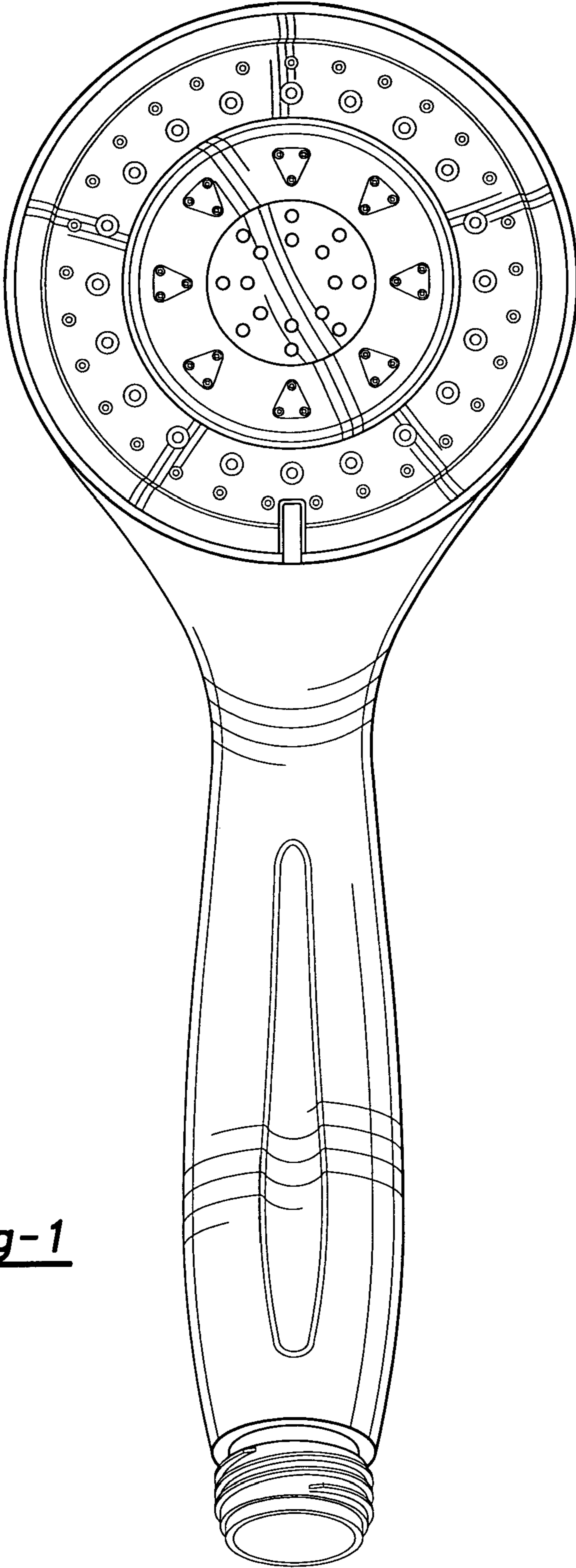


Fig-1

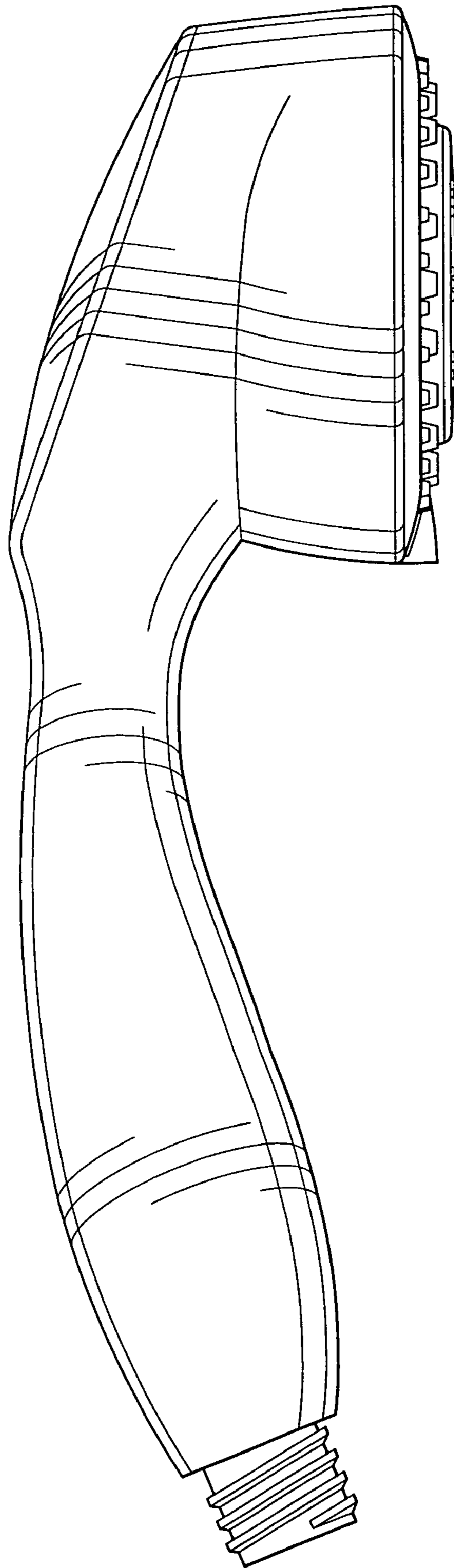


Fig-2

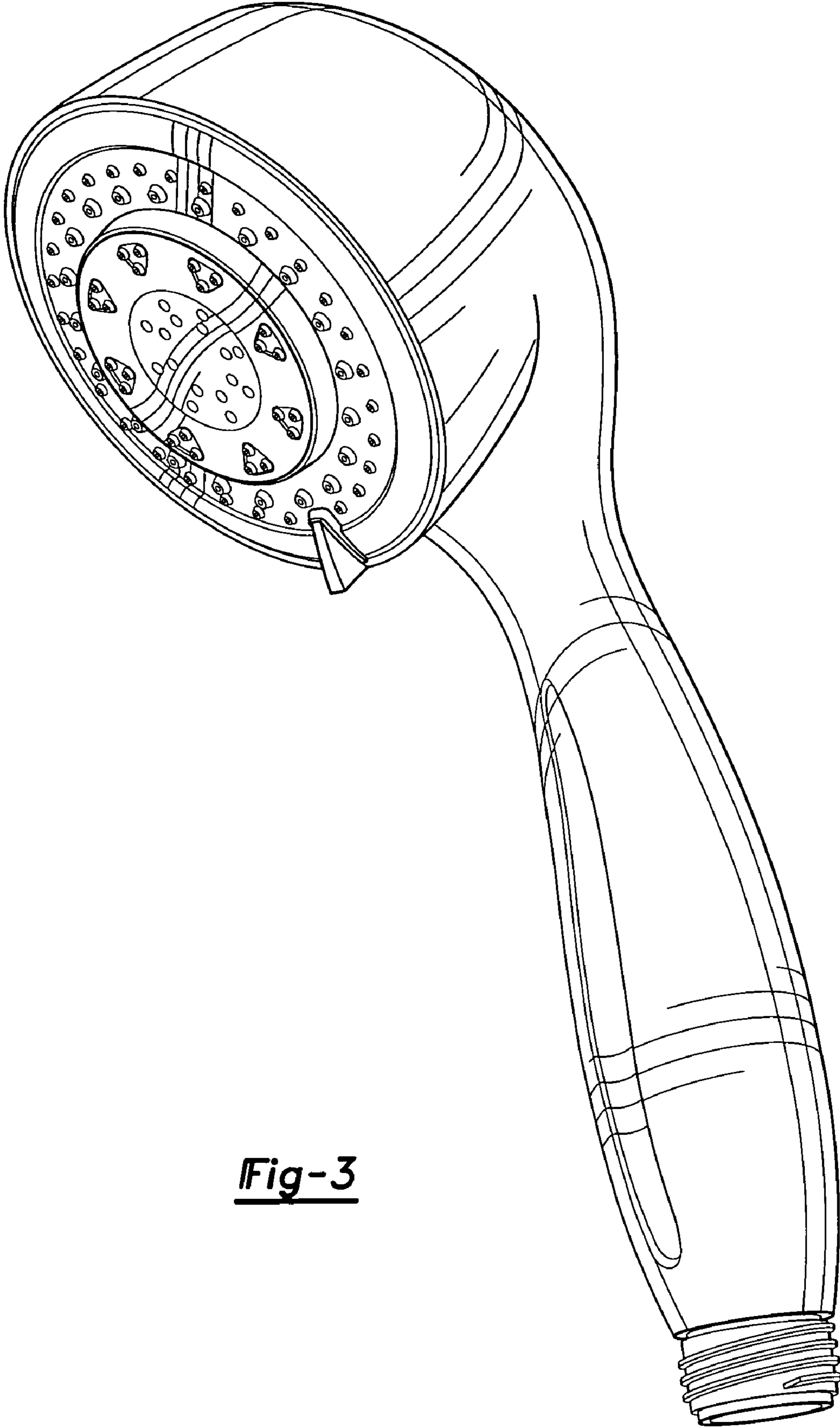


Fig-3