

US00D544557S

(12) **United States Design Patent**
Oldknow

(10) **Patent No.:** **US D544,557 S**

(45) **Date of Patent:** **** Jun. 12, 2007**

(54) **PORTION OF A GOLF CLUB HEAD**

(75) Inventor: **Andrew G. V. Oldknow**, Beaverton,
OR (US)

(73) Assignee: **Nike, Inc.**, Beaverton, OR (US)

(**) Term: **14 Years**

(21) Appl. No.: **29/249,625**

(22) Filed: **Oct. 13, 2006**

Related U.S. Application Data

(63) Continuation of application No. 29/248,432, filed on Aug. 16, 2006.

(51) **LOC (8) Cl.** **21-02**

(52) **U.S. Cl.** **D21/759**

(58) **Field of Classification Search** D21/733,
D21/752, 759; 473/324-331, 343-346

See application file for complete search history.

(56) **References Cited**

U.S. PATENT DOCUMENTS

D229,431 S	11/1973	Baker
3,975,023 A	8/1976	Inamori
4,010,958 A	3/1977	Long
4,021,047 A	5/1977	Mader
4,828,265 A	5/1989	Antonious
5,421,577 A	6/1995	Kobayashi
5,431,401 A	7/1995	Smith
D374,899 S	10/1996	Mahaffey
D394,687 S	5/1998	Mahaffey et al.

(Continued)

FOREIGN PATENT DOCUMENTS

JP	848069	9/1992
JP	848070	9/1992
JP	862425	3/1993
JP	919615	2/1995
JP	3017932	9/1995
JP	3030545	8/1996
JP	979522	4/1997

JP	1084695	9/2000
JP	1085114	9/2000
JP	1140036	4/2002
JP	848071	9/2002
JP	848082	9/2002

OTHER PUBLICATIONS

Edwin Watts Golf Catalog Late Spring 2004, pp. 12 and 22.
 Golfsmith Catalog 1996, pp. 48 and 69.
 Golfsmith Mid-Year Catalog 1996, p. 3.
 Golfsmith Catalog 1997, p. 51.
 Edwin Watts Golf Shops Catalog Spring 2000, p. 14.
 Edwin Watts Golf Shops Catalog Late Summer 1998, pp. 21, 34 and 36.
 Edwin Watts Golf Catalog Summer 2003, p. 12.
 Golfsmith Catalog 1998, pp. 47 and 59.
 Internet printout: <http://www.golfmagic.com/news/article/mps/UAN/4883/v/1/sp/>, dated Oct. 10, 2006; 4 pages.
 Internet printout: <http://www.mcx.co.jp/katayama/sq.html>, dated Nov. 6, 2006; 2 pages.
 Internet printout: <http://www.mcx.co.jp/katayama/bdream.html>, dated Nov. 6, 2006; 2 pages.
 Monomagazine, Page 105, 1 sheet, dated Jun. 2, 1991.

Primary Examiner—Mitchell Siegel

(74) *Attorney, Agent, or Firm*—Banner & Witcoff, Ltd.


(57) **CLAIM**

The ornamental design for a portion of a golf club head, as shown and described.

DESCRIPTION

FIG. 1 is a bottom perspective view of a portion of a golf club head showing my new design;
 FIG. 2 is a bottom plan view thereof;
 FIG. 3 is a rear view thereof;
 FIG. 4 is a toe end view thereof; and,
 FIG. 5 is a heel end view thereof.
 The broken line showing of the remainder of the golf club head is for illustrative purposes only and forms no part of the claimed design.

1 Claim, 3 Drawing Sheets



US D544,557 S

Page 2

U.S. PATENT DOCUMENTS

5,947,838 A	9/1999	Tkacs	D490,489 S	5/2004	Madore
6,012,989 A	1/2000	Saksun	D508,544 S	8/2005	Madore
D433,073 S	10/2000	Sodano	D515,157 S	2/2006	Madore
6,152,833 A	11/2000	Werner et al.	D518,129 S	3/2006	Poynor et al.
D442,244 S	5/2001	Olsavsky et al.	D518,543 S	4/2006	Aguinaldo et al.
6,416,422 B1	7/2002	Nagai et al.	D524,392 S	7/2006	Madore et al.
6,478,692 B2	11/2002	Kosmatka	D524,393 S	7/2006	Madore et al.
D469,141 S	1/2003	Poynor et al.	D524,394 S	7/2006	Madore et al.
6,602,149 B1	8/2003	Jacobson	D524,395 S	7/2006	Madore et al.
6,648,773 B1	11/2003	Evans	D524,396 S	7/2006	Madore et al.
D484,937 S	1/2004	Madore et al.	D524,397 S	7/2006	Madore et al.
D489,425 S	5/2004	Rice et al.	D524,890 S	7/2006	Foster et al.
			2006/0148586 A1	7/2006	Williams et al.

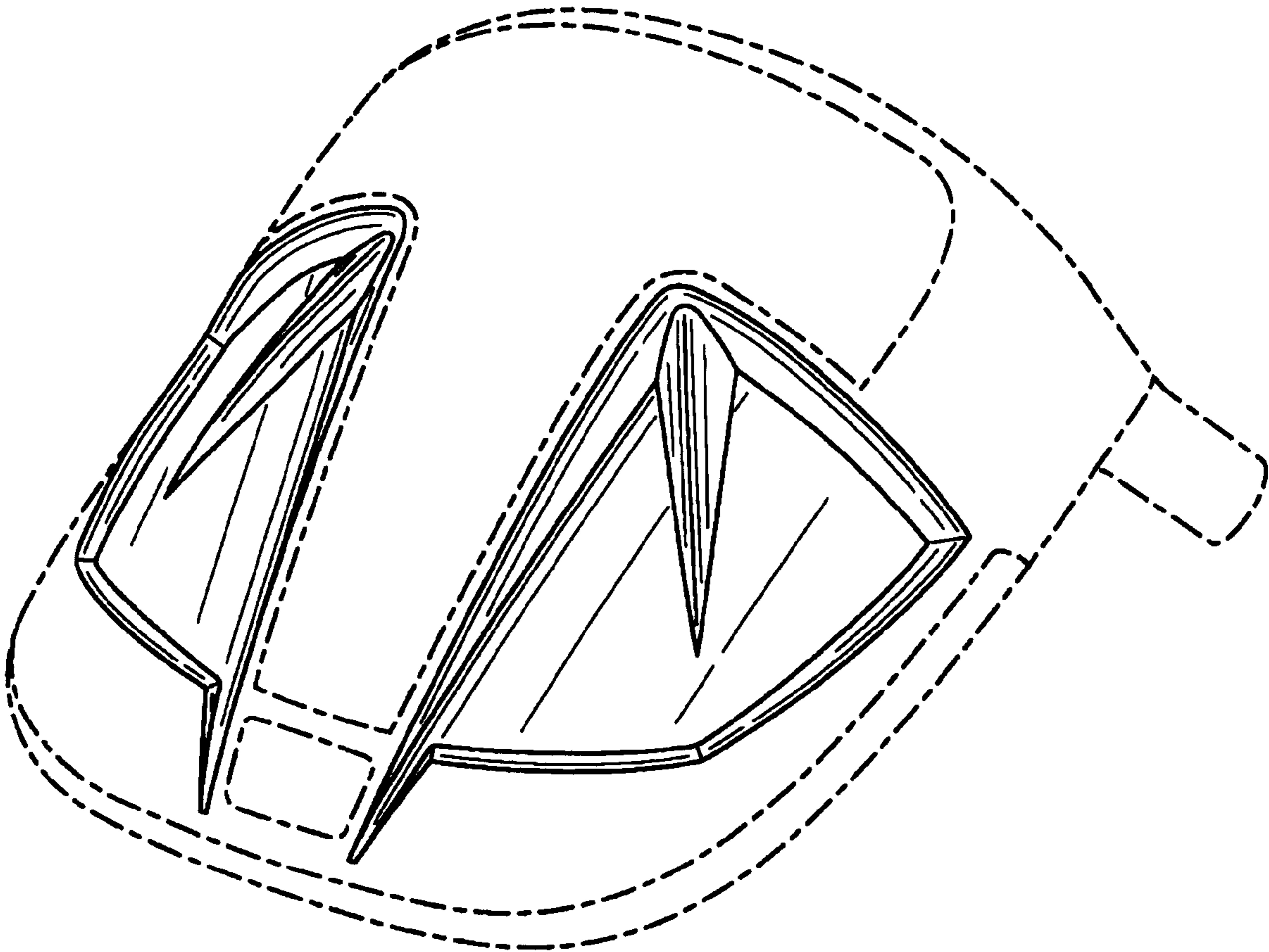


FIG. 1

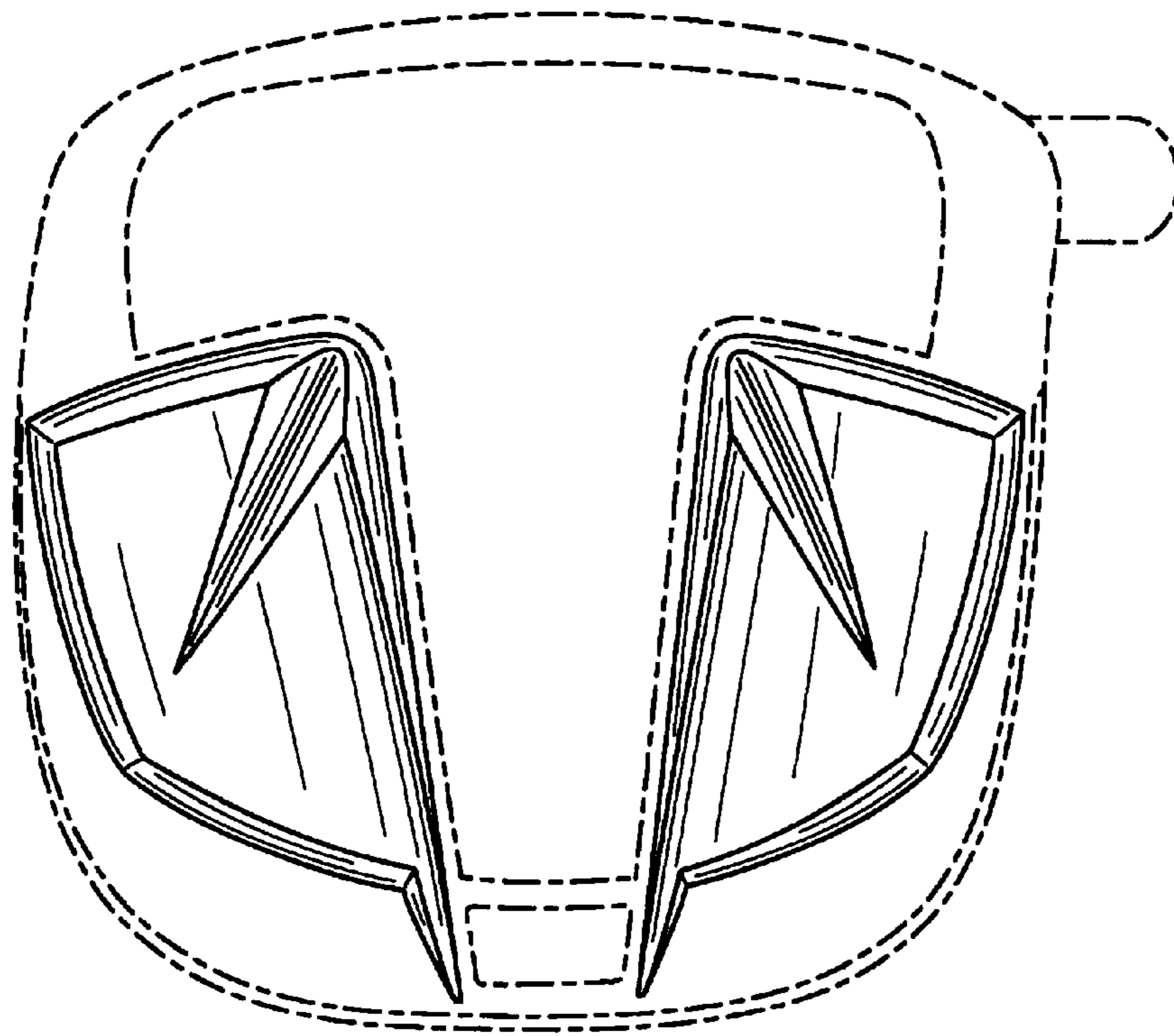


FIG. 2

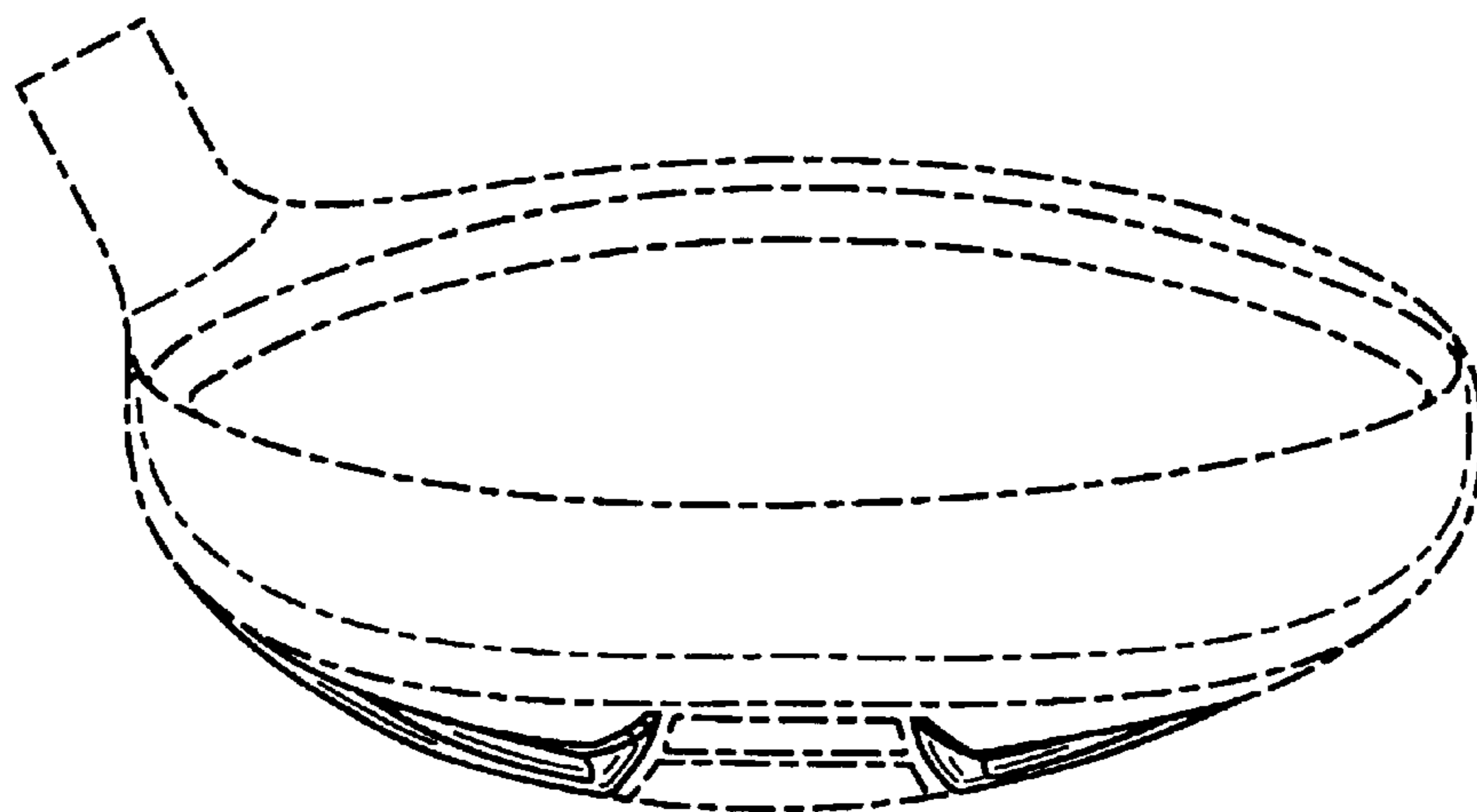


FIG. 3

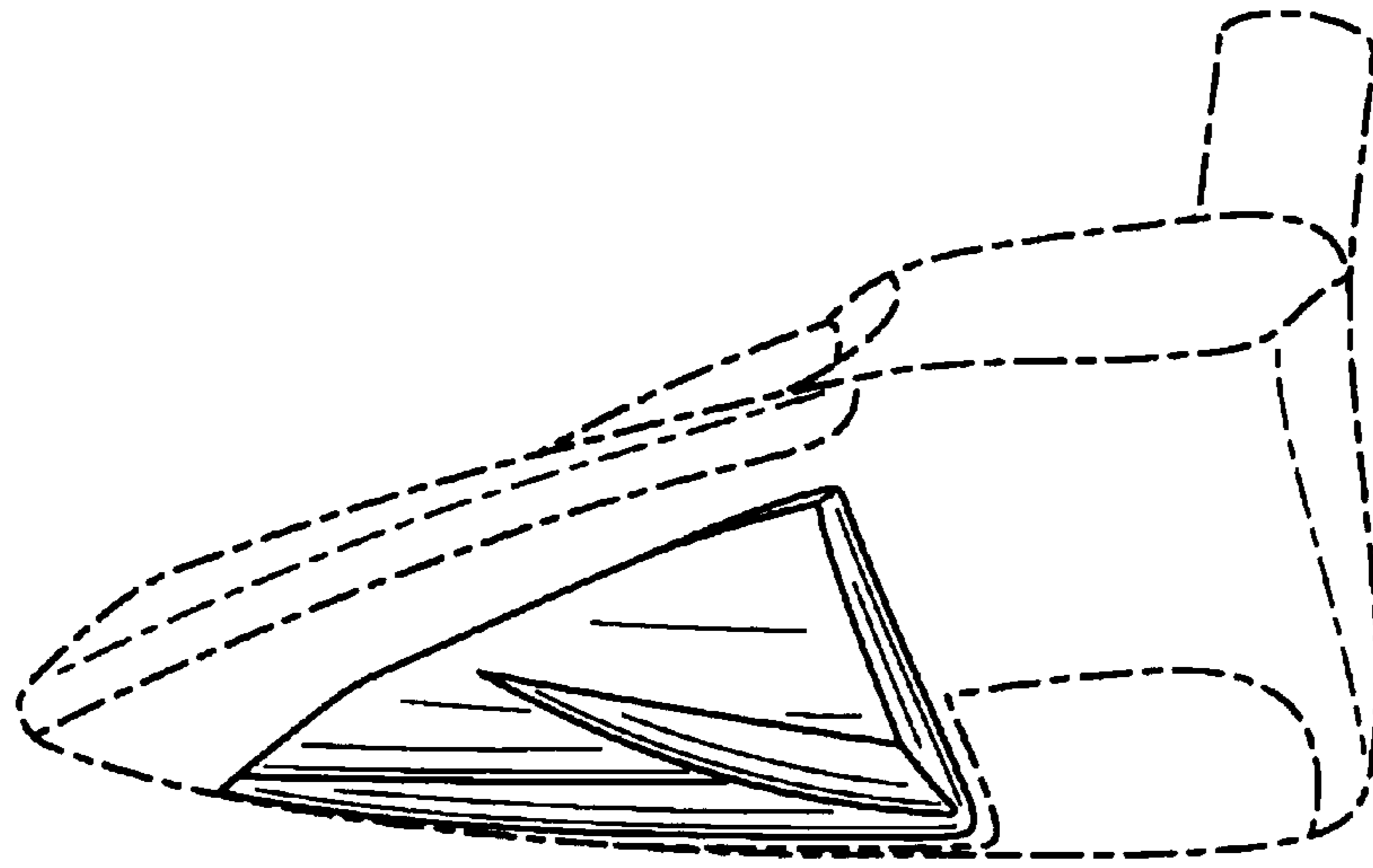


FIG. 4




FIG. 5