

US00D544541S

(12) **United States Design Patent**
Li

(10) **Patent No.:** **US D544,541 S**

(45) **Date of Patent:** **** Jun. 12, 2007**

(54) **WRITING INSTRUMENT**

(75) Inventor: **Bing Li, Yiwu (CN)**

(73) Assignee: **Raymond Geddes & Company, Inc.,**
Baltimore, MD (US)

(**) Term: **14 Years**

(21) Appl. No.: **29/235,022**

(22) Filed: **Jul. 27, 2005**

(51) **LOC (8) Cl.** **19-06**

(52) **U.S. Cl.** **D19/43**

(58) **Field of Classification Search** D19/35,
D19/36, 41-51, 54-57; 24/11 R, 11 F, 11 P;
401/52, 99, 100, 104, 105, 106, 107, 108,
401/109, 192, 195, 243-247

See application file for complete search history.

(56) **References Cited**

U.S. PATENT DOCUMENTS

D317,625 S *	6/1991	Itoh	D19/57
5,221,152 A *	6/1993	Chuang	401/57
5,228,794 A *	7/1993	Hochstetler	401/6
D345,759 S *	4/1994	Poisson	D19/57

D359,307 S *	6/1995	Anavil et al.	D19/50
D385,918 S *	11/1997	Katami	D19/57
D393,876 S *	4/1998	Gray et al.	D19/50
D401,276 S *	11/1998	Worther	D19/50
5,984,556 A *	11/1999	Gray et al.	401/192
D421,625 S *	3/2000	Oka	D19/49
D444,499 S *	7/2001	Nakazawa	D19/49
D473,898 S *	4/2003	Nakazawa	D19/43

* cited by examiner

Primary Examiner—Elizabeth A. Albert

(74) *Attorney, Agent, or Firm*—Sterne, Kessler, Goldstein & Fox P.L.L.C.

(57) **CLAIM**

The ornamental design for a writing instrument, as shown and described.

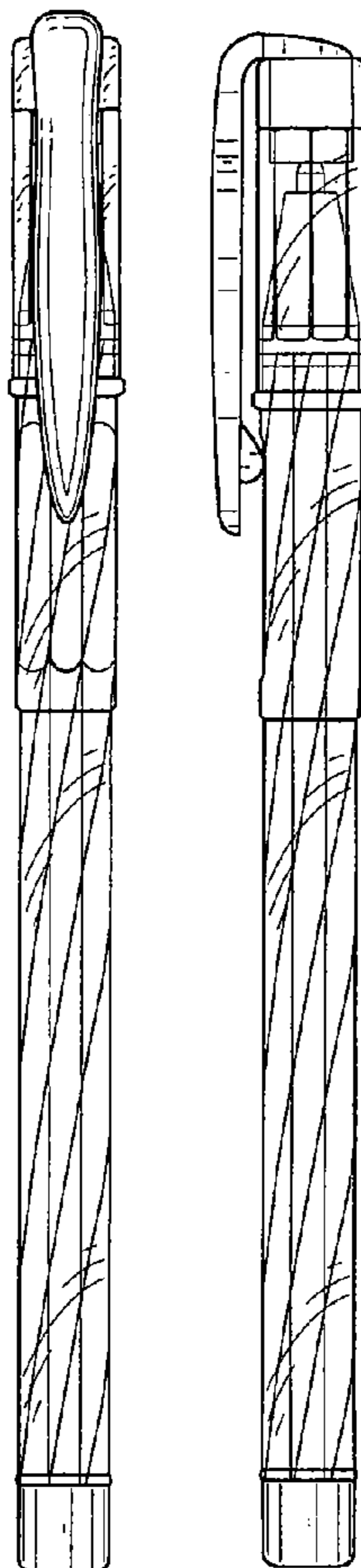
DESCRIPTION

FIG. 1 is a front view of a writing instrument;

FIG. 2 is a rear view thereof; and,

FIG. 3 is a right perspective view thereof, the left side view being a mirror image of the right side view.

1 Claim, 3 Drawing Sheets






FIG. 1

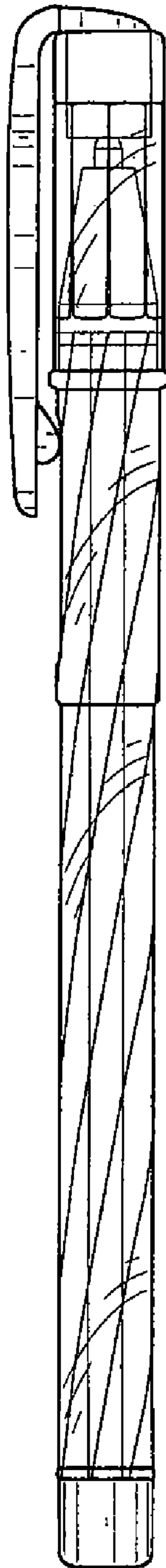


FIG. 2

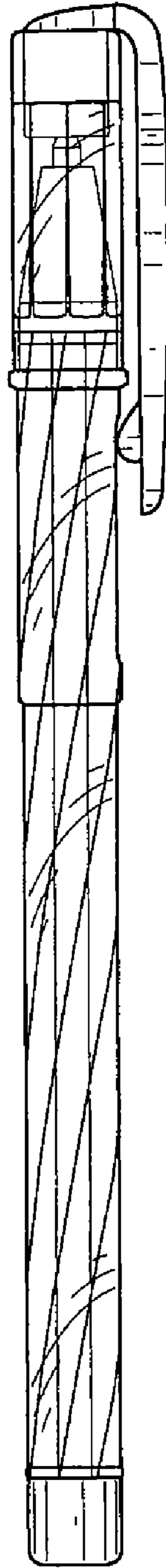


FIG. 3