

US00D544521S

(12) **United States Design Patent**  
**Lee**

(10) **Patent No.:** **US D544,521 S**  
(45) **Date of Patent:** **\*\* Jun. 12, 2007**

- (54) **TEMPLE FOR EYEGLASSES**
- (76) Inventor: **Te-Ken Lee**, P.O. Box 90, Tainan City  
70499 (TW)
- (\*\*) Term: **14 Years**
- (21) Appl. No.: **29/264,029**
- (22) Filed: **Aug. 3, 2006**
- (51) **LOC (8) Cl.** ..... **06-16**
- (52) **U.S. Cl.** ..... **D16/335**
- (58) **Field of Classification Search** ..... D16/101,  
D16/300-330, 332-338, 341, 342; D21/190;  
D24/110.2; 351/41, 44, 47, 51, 61-63, 83,  
351/86, 90, 103-111, 113-117, 119, 121-124,  
351/128, 130-132, 136-139, 153, 158; 2/426-432,  
2/434-437, 441, 447-449, 453, 12  
See application file for complete search history.

- D475,733 S \* 6/2003 Lee ..... D16/335
- D485,570 S \* 1/2004 Teng ..... D16/314
- D505,150 S \* 5/2005 Yee et al. .... D16/314
- D513,761 S \* 1/2006 Yee et al. .... D16/335
- D523,461 S \* 6/2006 Jannard et al. .... D16/309

\* cited by examiner

*Primary Examiner*—T. Chase Nelson  
*Assistant Examiner*—Barbara Blanton Lohr

(56) **References Cited**

U.S. PATENT DOCUMENTS

- 4,826,309 A \* 5/1989 VanNeste ..... 351/114
- 5,080,476 A \* 1/1992 Monin ..... 351/119
- D363,302 S \* 10/1995 Conway ..... D16/335
- 5,666,181 A \* 9/1997 Conway ..... 351/113
- D411,224 S \* 6/1999 Chen ..... D16/335
- D475,395 S \* 6/2003 Lee ..... D16/335


(57) **CLAIM**

The ornamental design for a temple for eyeglasses, as shown as described.

**DESCRIPTION**

FIG. 1 is a perspective view of a temple for eyeglasses showing my design;  
 FIG. 2 is a front elevational view thereof;  
 FIG. 3 is a rear elevational view thereof;  
 FIG. 4 is a left side elevational view thereof;  
 FIG. 5 is a right side elevational view thereof;  
 FIG. 6 is a top plan view thereof; and,  
 FIG. 7 is a bottom plan view thereof.

**1 Claim, 4 Drawing Sheets**






FIG. 1

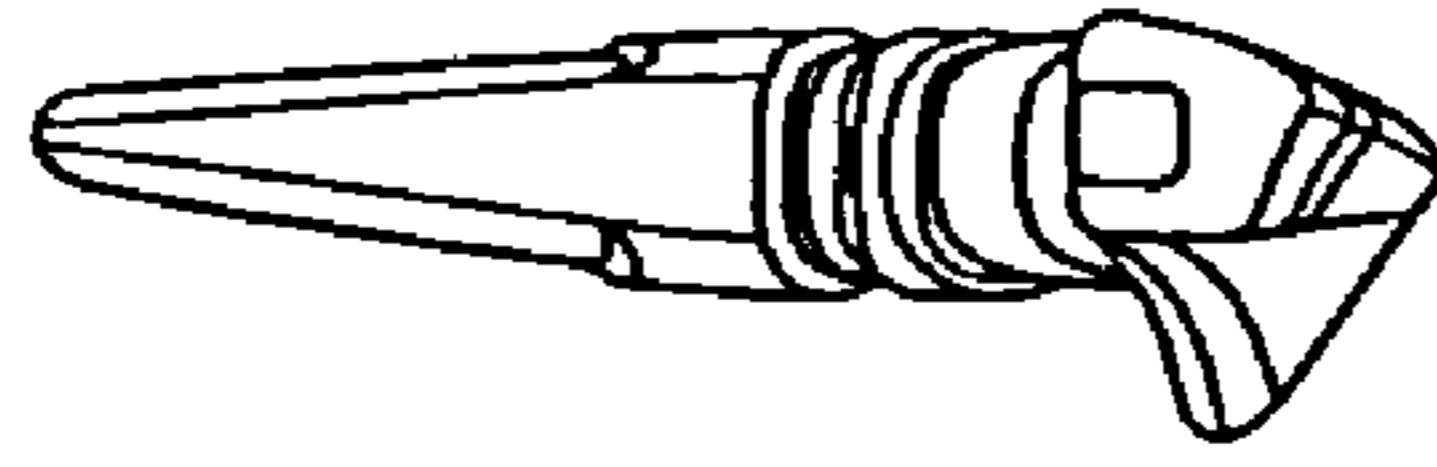


FIG. 2

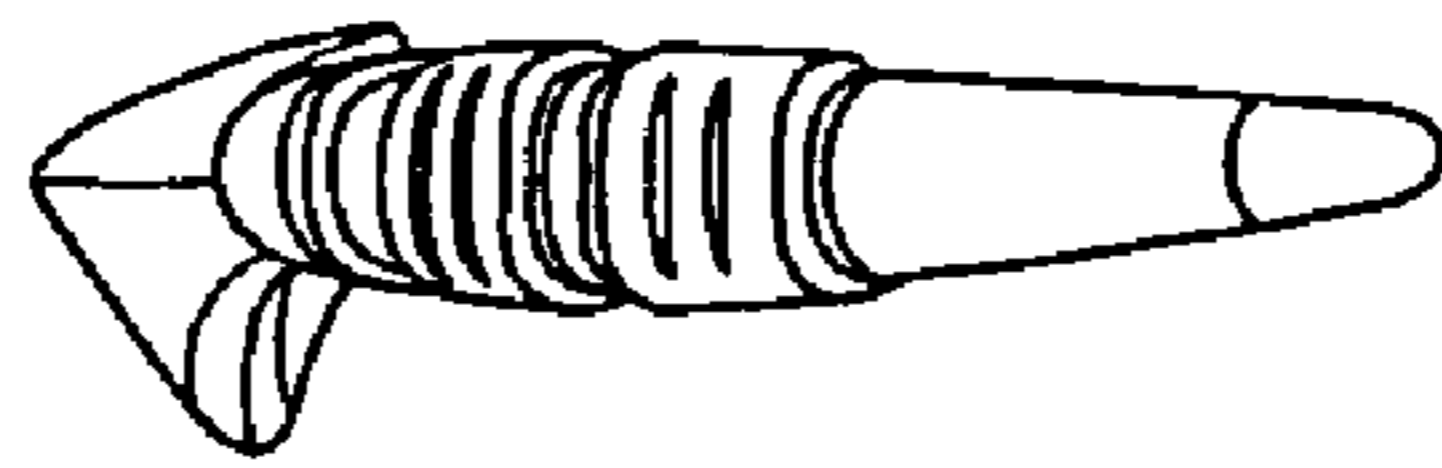


FIG. 3

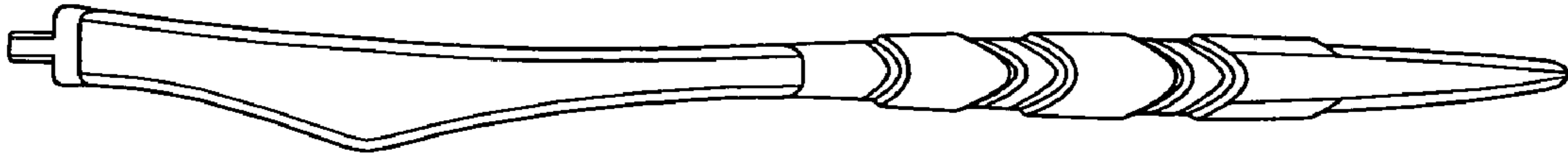


FIG.4

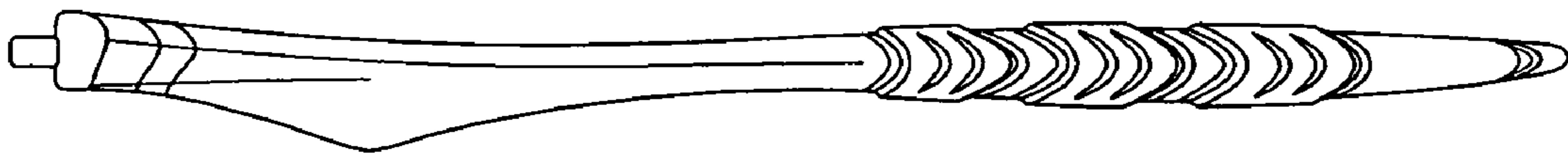


FIG.5

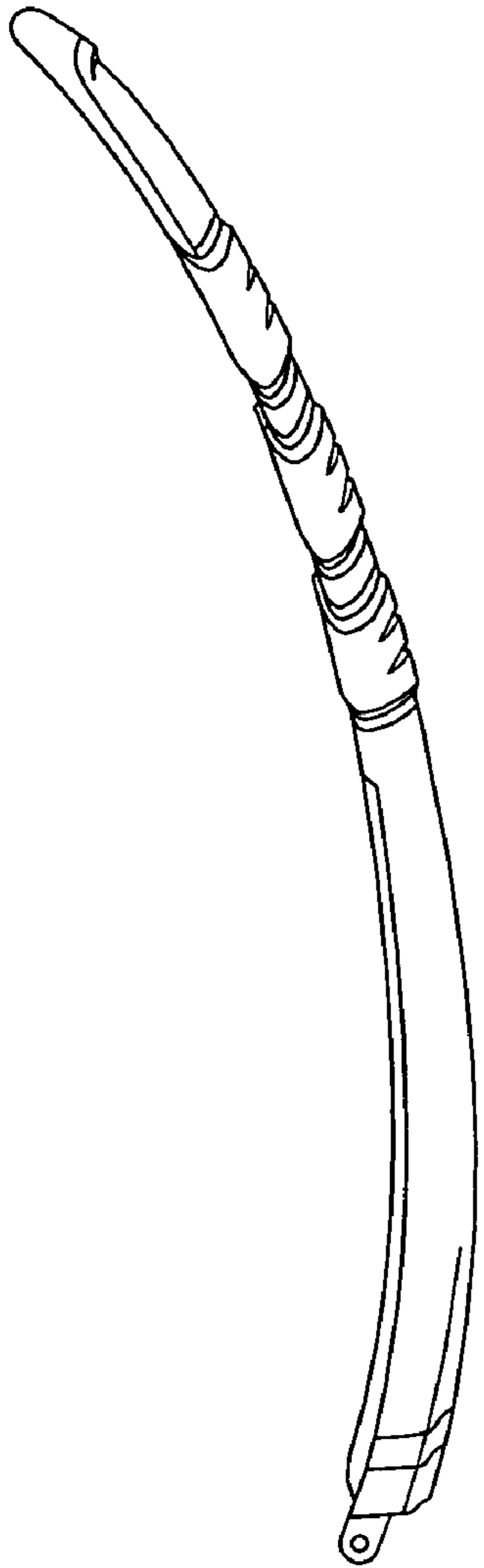


FIG. 6

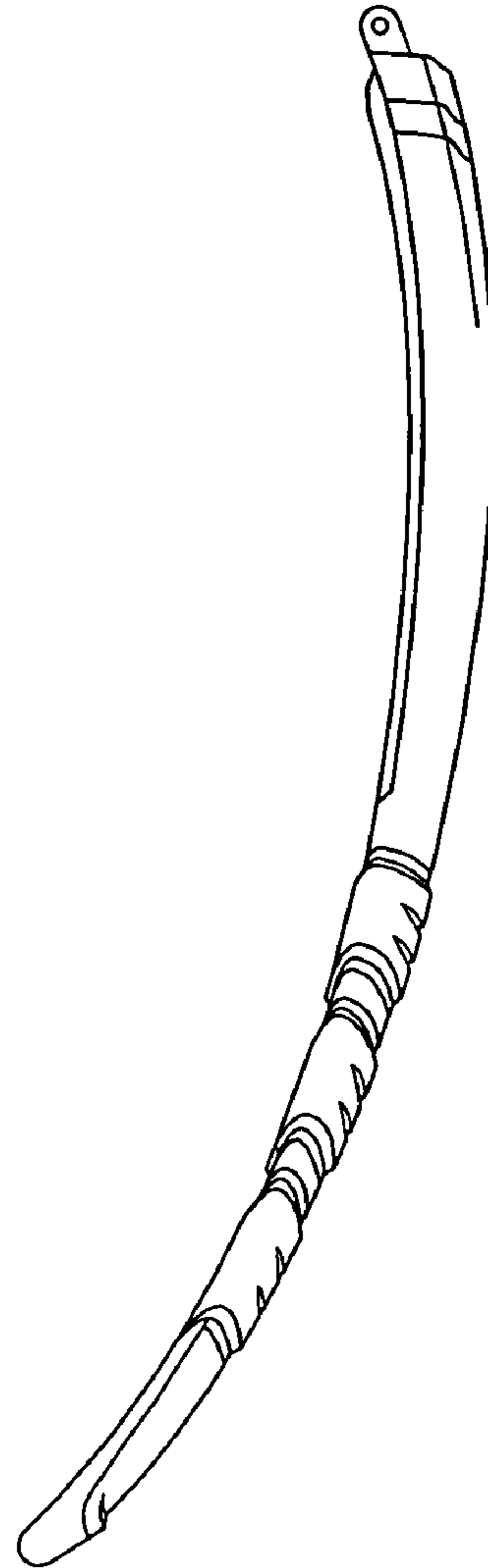


FIG. 7