



US00D544514S

(12) **United States Design Patent**
Tanifuji et al.

(10) **Patent No.:** **US D544,514 S**

(45) **Date of Patent:** **** Jun. 12, 2007**

(54) **CAMCORDER**

D524,343 S * 7/2006 Naruki D16/202
D532,805 S * 11/2006 Masano et al. D16/202
D533,206 S * 12/2006 Kim D16/202

(75) Inventors: **Shuji Tanifuji**, Yokohama (JP);
Eiichiro Hayashi, Tokyo (JP)

* cited by examiner

(73) Assignee: **Victor Company of Japan, Limited**,
Yokohama-shi, Kanagawa (JP)

Primary Examiner—Adir Aronovich
(74) *Attorney, Agent, or Firm*—The Nath Law Group; Jerald
L. Meyer; Derek Richmond

(**) Term: **14 Years**

(21) Appl. No.: **29/258,490**

(57) **CLAIM**

(22) Filed: **Apr. 24, 2006**

The ornamental design for a camcorder, as shown and described.

(30) **Foreign Application Priority Data**

DESCRIPTION

Oct. 25, 2005 (JP) D2005-031160

FIG. 1 is a top, front and right side perspective view of a camcorder showing our new design;

(51) **LOC (8) Cl.** **16-01**

(52) **U.S. Cl.** **D16/202**

(58) **Field of Classification Search** D16/200–206,
D16/208, 218; 348/373–376; 358/906;
396/535–541

FIG. 2 is a top, rear and right side view thereof showing the camcorder with its monitor panel opened;

See application file for complete search history.

FIG. 3 is a front view thereof;

(56) **References Cited**

FIG. 4 is a rear view thereof;

U.S. PATENT DOCUMENTS

4,485,407 A * 11/1984 Bohm et al. 348/374
D445,816 S * 7/2001 Tanaka D16/203
D500,776 S * 1/2005 Miyashita D16/202
D506,487 S * 6/2005 Iinuma et al. D16/202
D516,600 S * 3/2006 Tsuchiya D16/202
D521,041 S * 5/2006 Chung et al. D16/202

FIG. 5 is a top plan view thereof;

FIG. 6 is a bottom plan view thereof;

FIG. 7 is a right side view thereof; and,

FIG. 8 is a left side view thereof.

The broken lines shown are included for the purpose of illustration only and form no part of the claimed design.

1 Claim, 6 Drawing Sheets

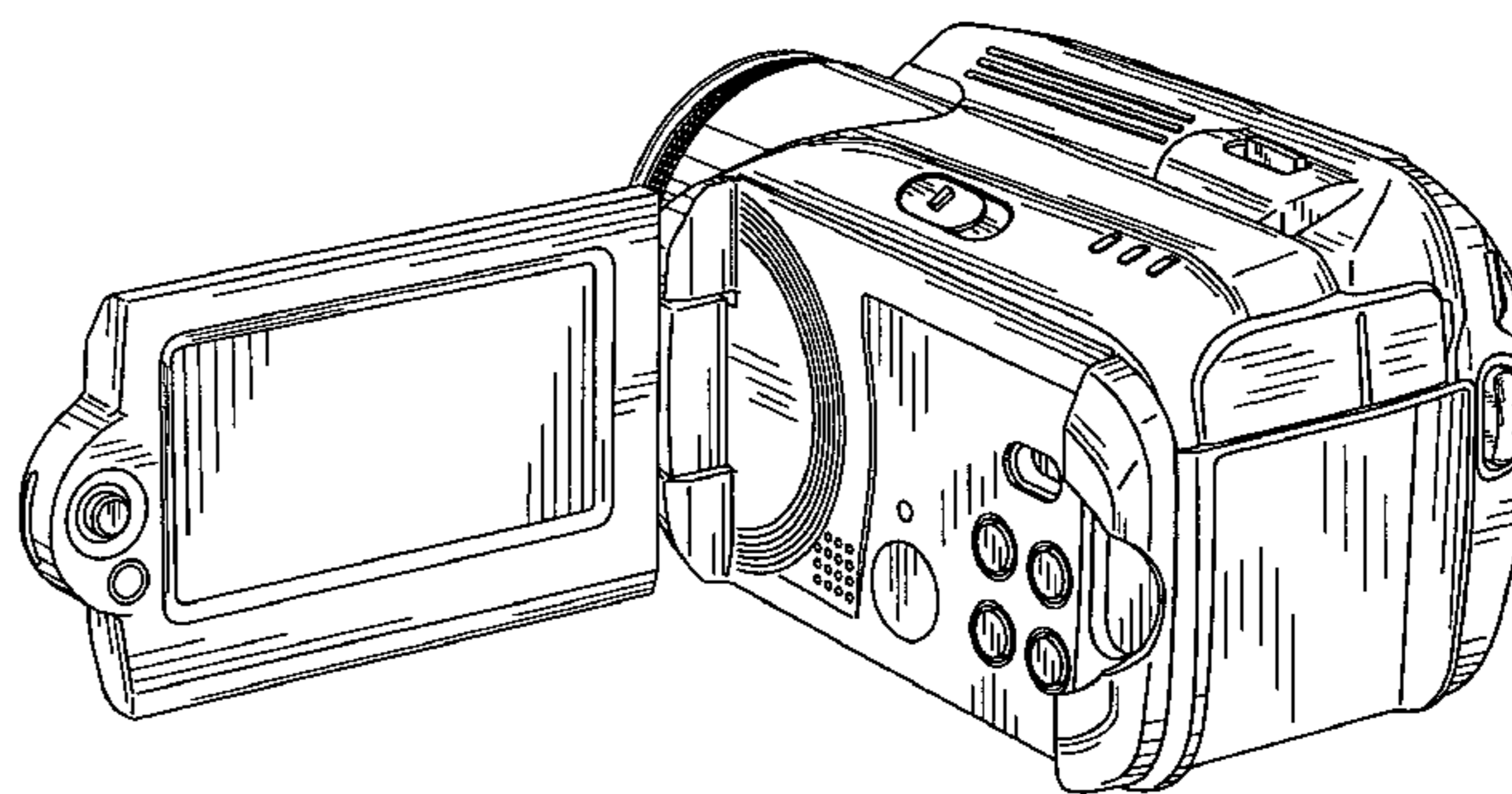



Fig.1




Fig.2

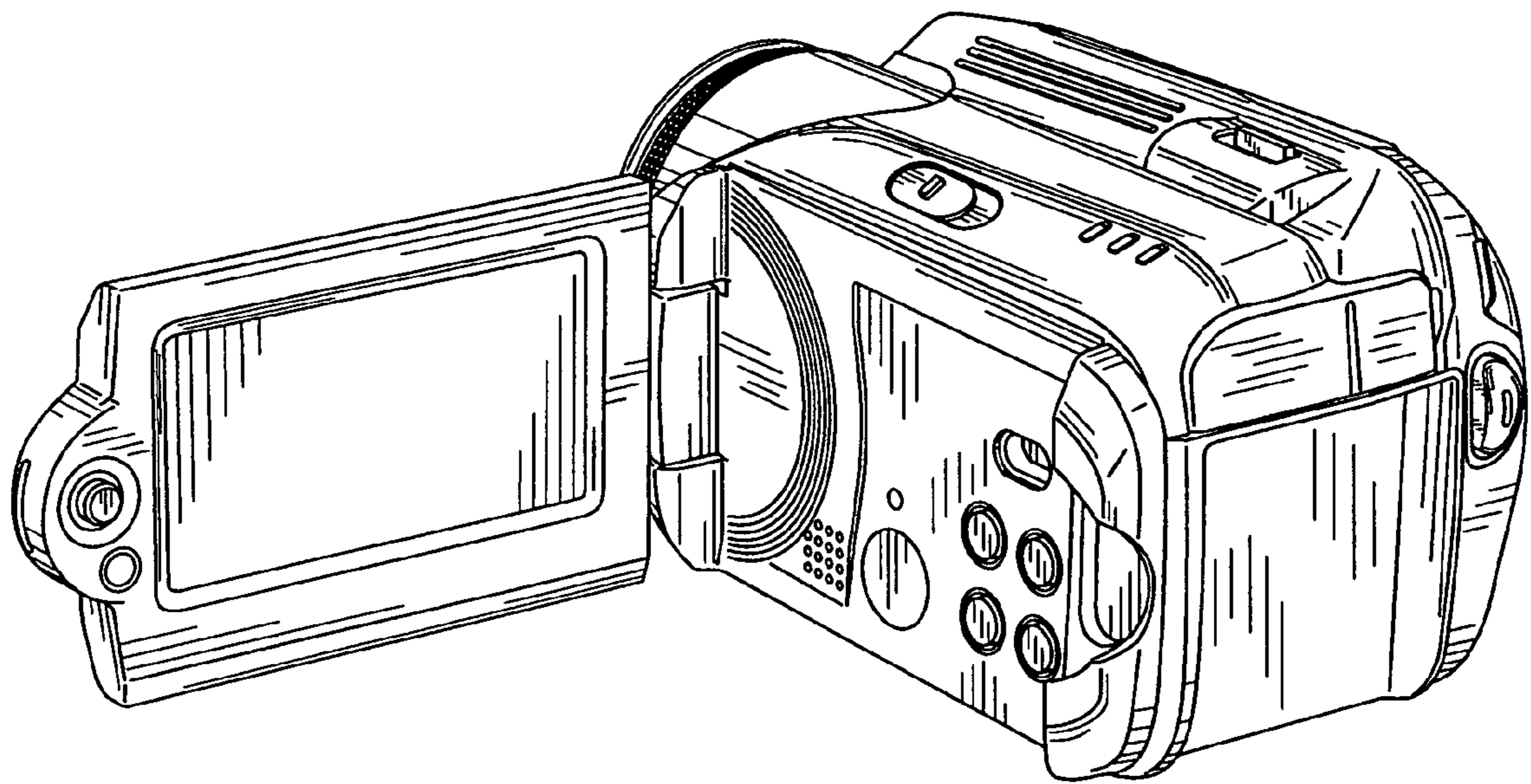


Fig.3

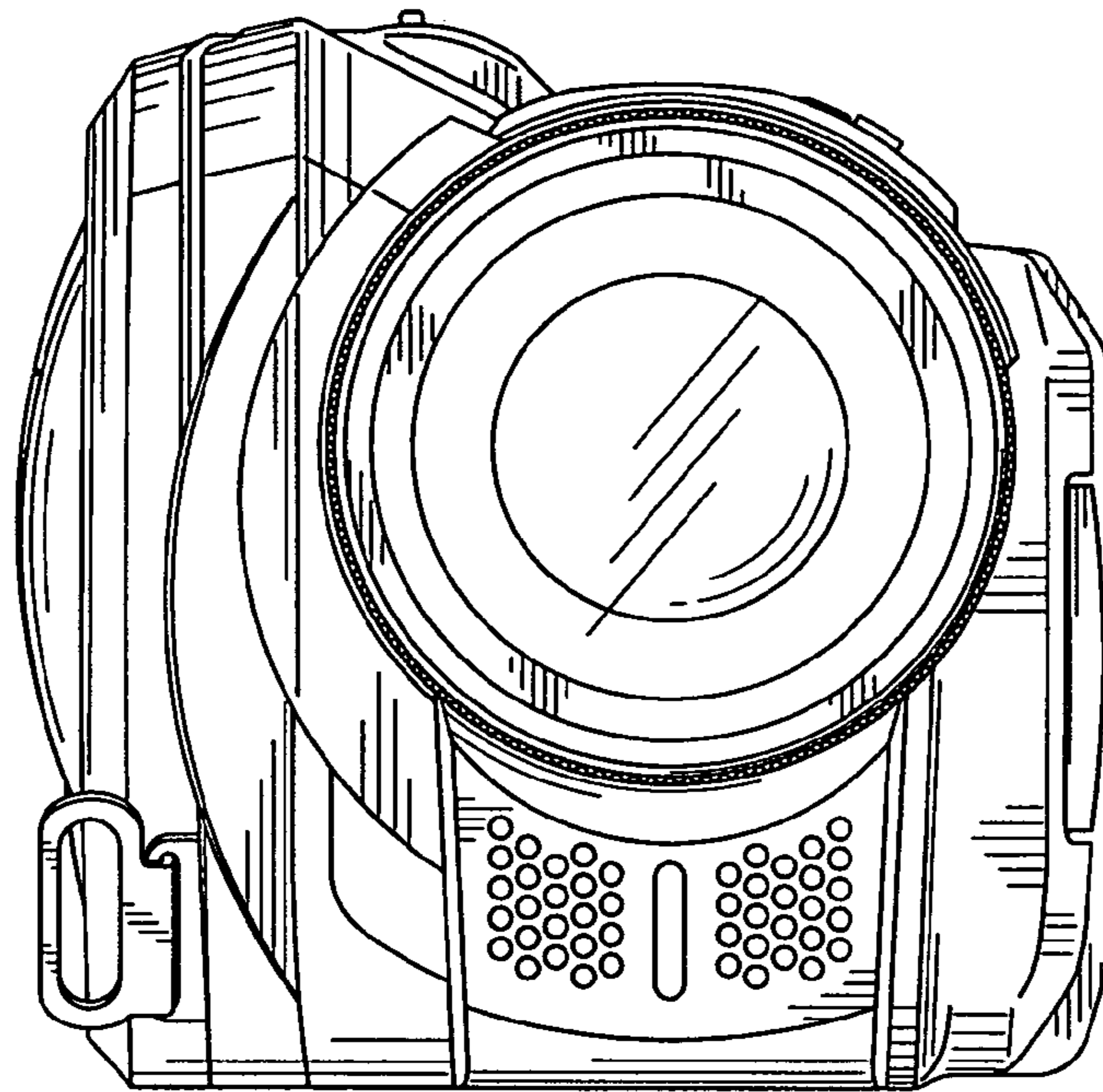


Fig.4




Fig.5

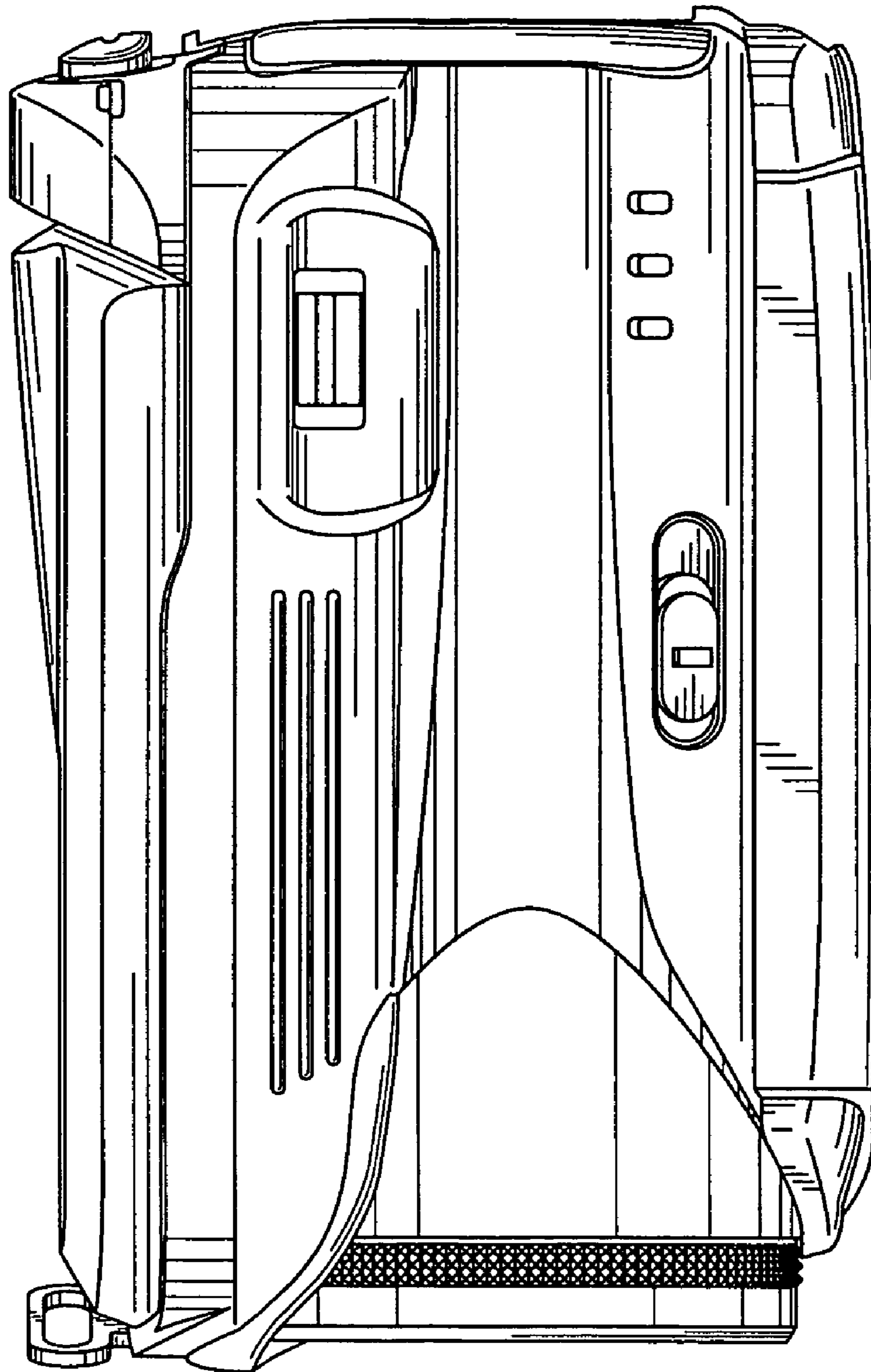


Fig.6

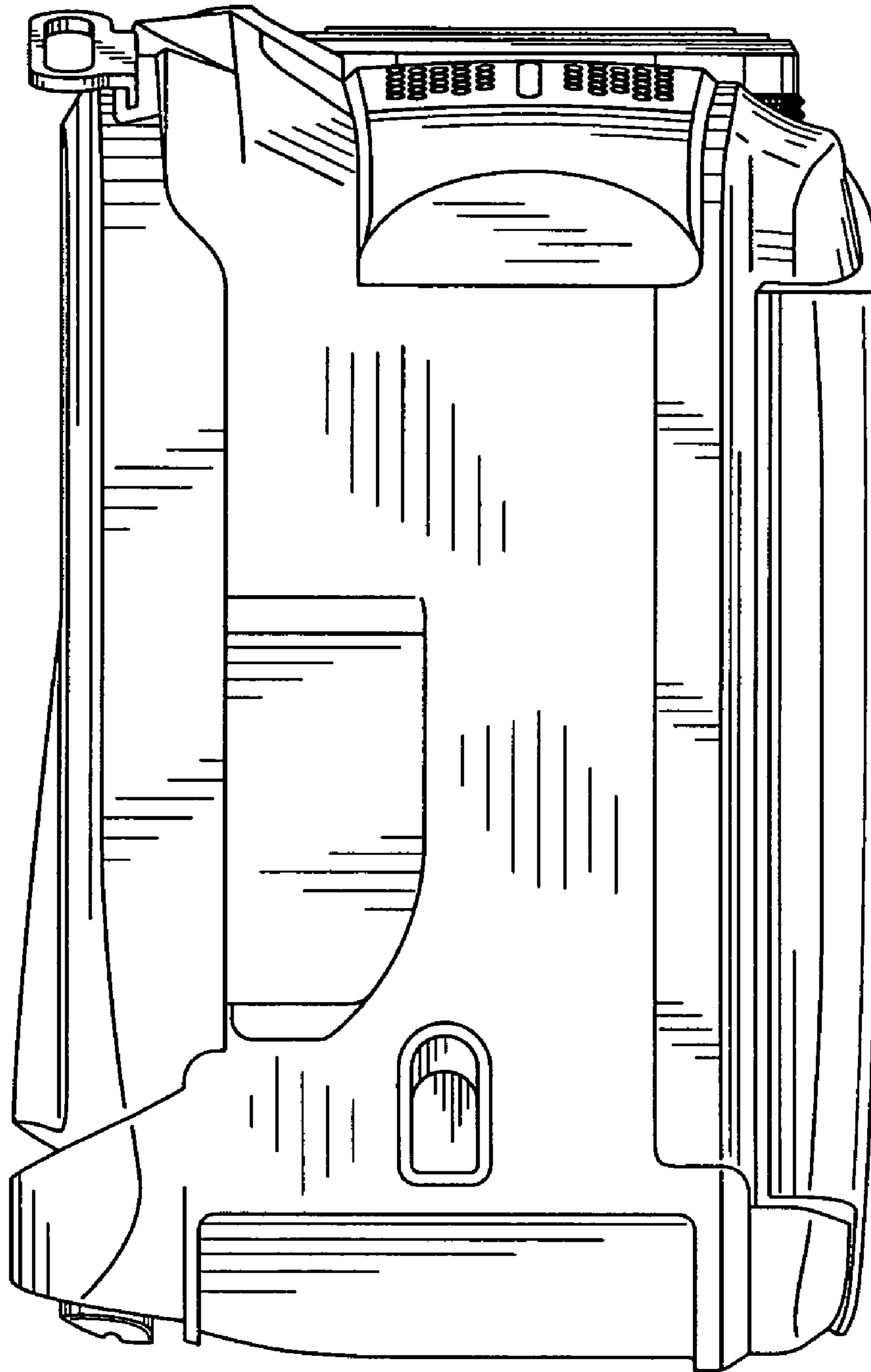


Fig.7




Fig.8

