

US00D544498S

(12) **United States Design Patent**
Keidl et al.

(10) **Patent No.:** **US D544,498 S**
(45) **Date of Patent:** **** Jun. 12, 2007**

(54) **ENGINE INTAKE COVER**

(75) Inventors: **Helmut Keidl**, Hartland, WI (US);
Daniel I. Disch, Greenfield, WI (US)

(73) Assignee: **Midwest Composite Technologies, Inc.**, Hartland, WI (US)

(**) Term: **14 Years**

(21) Appl. No.: **29/251,658**

(22) Filed: **Jan. 11, 2006**

(51) **LOC (8) Cl.** **15-01**

(52) **U.S. Cl.** **D15/5**

(58) **Field of Classification Search** D15/1,
D15/5, 17, 31; D12/163–166; D13/112, 184,
D13/199; 56/320.1, 320.2; 123/41.7, 50 A,
123/198 E, 306, 308, 432, 661, 667; 180/89.1,
180/89.12

See application file for complete search history.

(56) **References Cited**

U.S. PATENT DOCUMENTS

3,242,672	A	*	3/1966	KEEN	60/39,092
D396,478	S	*	7/1998	Hubbach	D15/5
D479,244	S	*	9/2003	Kern et al.	D15/5
D490,818	S	*	6/2004	Hieke	D15/5
D517,568	S	*	3/2006	Pfeiffer	D15/5

OTHER PUBLICATIONS

Engine assembly manual excerpt. Ford Motor Company Limited. Copyright 2004–2005.

Three engine cover photographs. www.mustangsource.com. Date unknown (admitted prior art).

* cited by examiner

Primary Examiner—Ian Simmons

Assistant Examiner—Maurice Stevens

(74) *Attorney, Agent, or Firm*—Jansson Shupe & Munger Ltd.

(57) **CLAIM**

The ornamental design for an engine intake cover, as shown and described.

DESCRIPTION

FIG. 1 is a perspective view of an engine intake cover.

FIG. 2 is a top view of the engine intake cover.

FIG. 3 is a left side elevation view of the engine intake cover.

FIG. 4 is a right side elevation view of the engine intake cover.

FIG. 5 is a front elevation view of the engine intake cover.

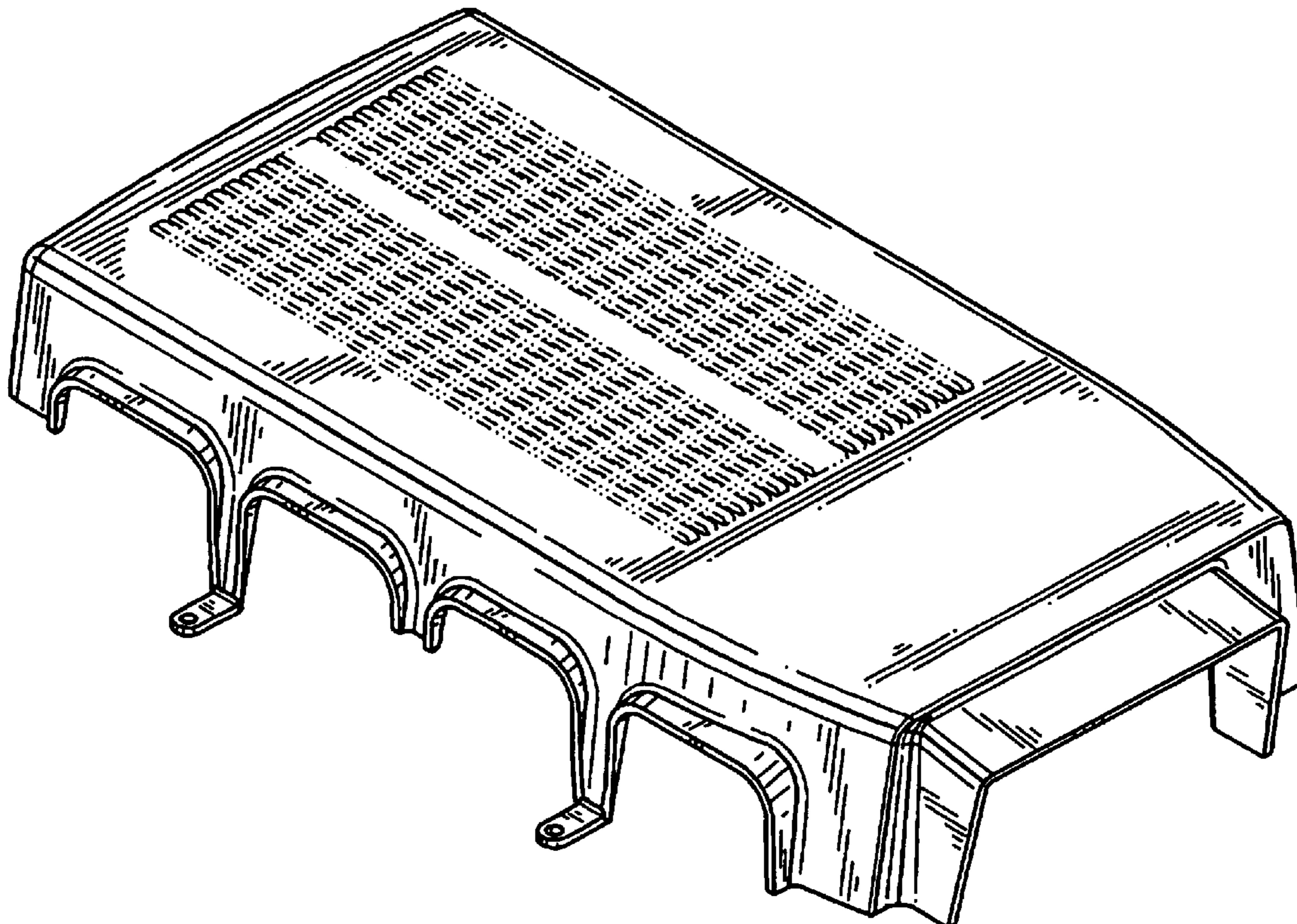
FIG. 6 is a rear elevation view of the engine intake cover;

and,

FIG. 7 is a bottom view of the engine intake cover.

The broken lines are directed to the environmental structure defining the boundary of the claimed portions of the engine intake cover and form no part of the claimed design.

1 Claim, 3 Drawing Sheets



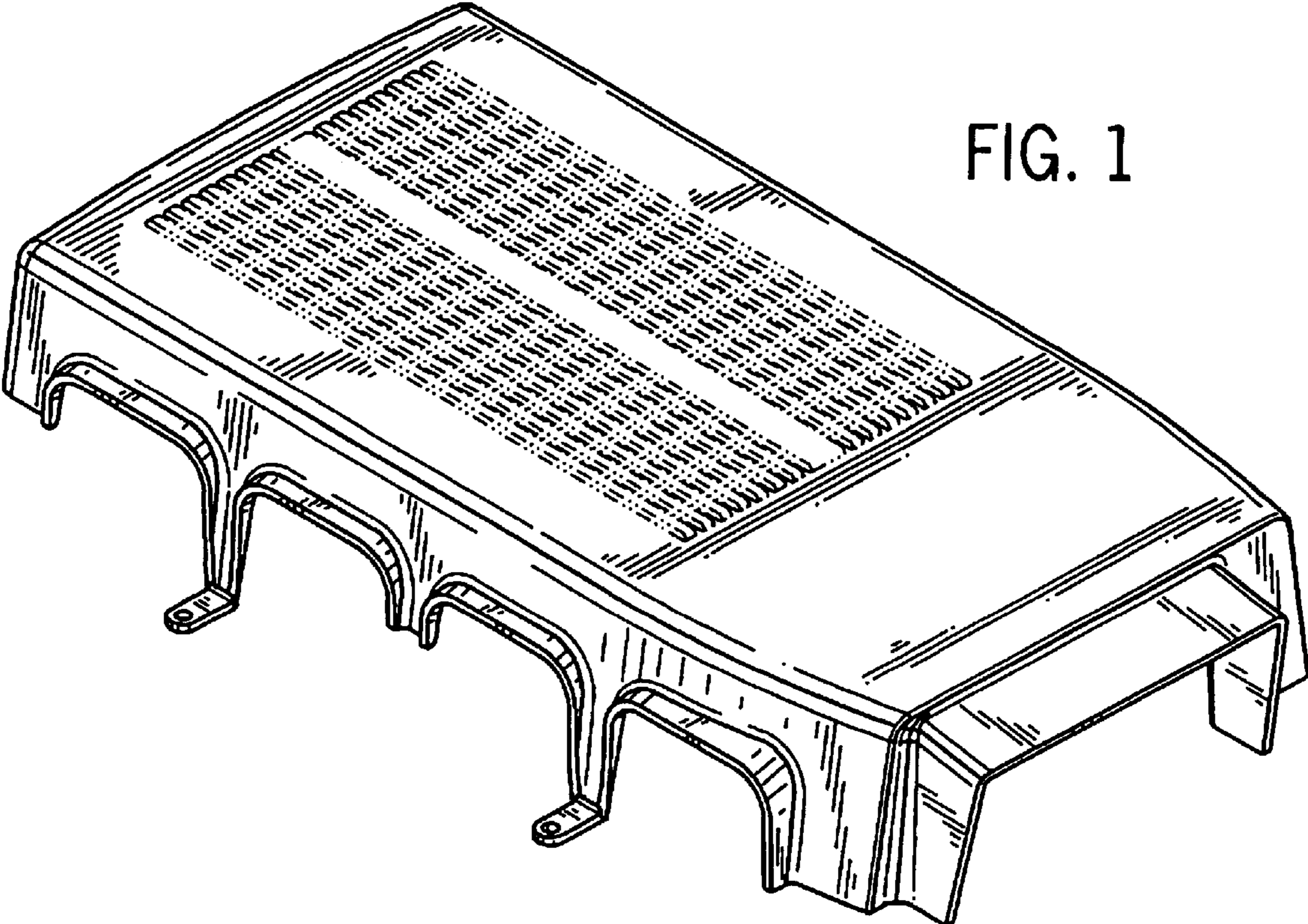
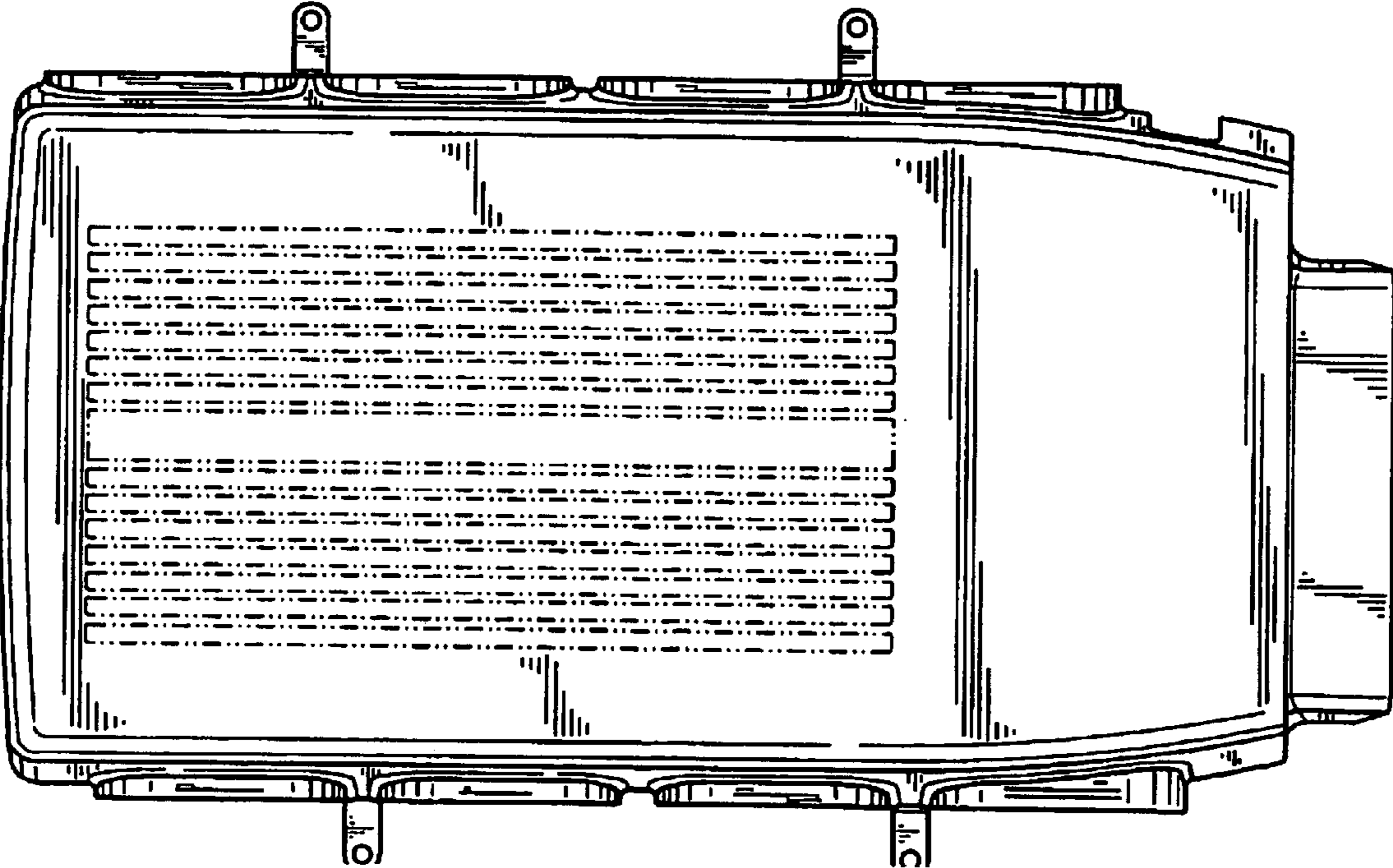


FIG. 1

FIG. 2



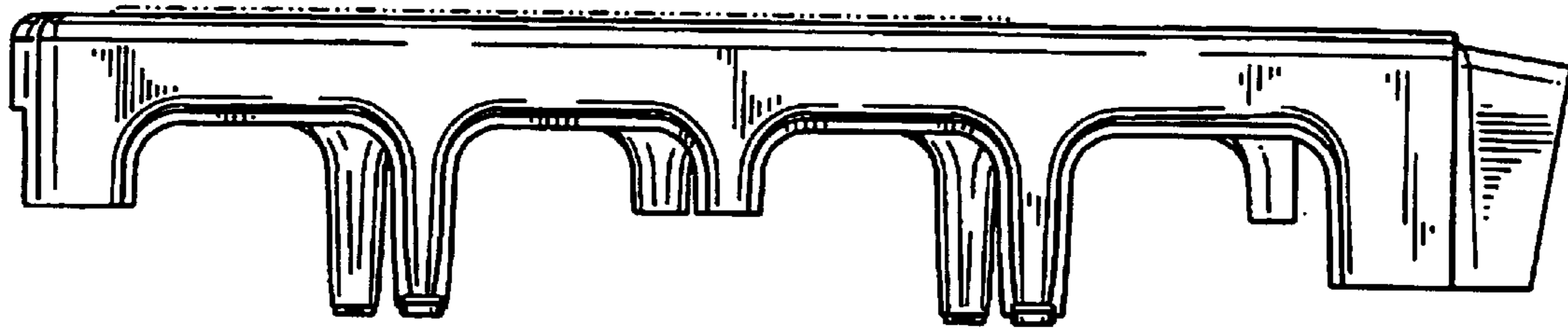


FIG. 3

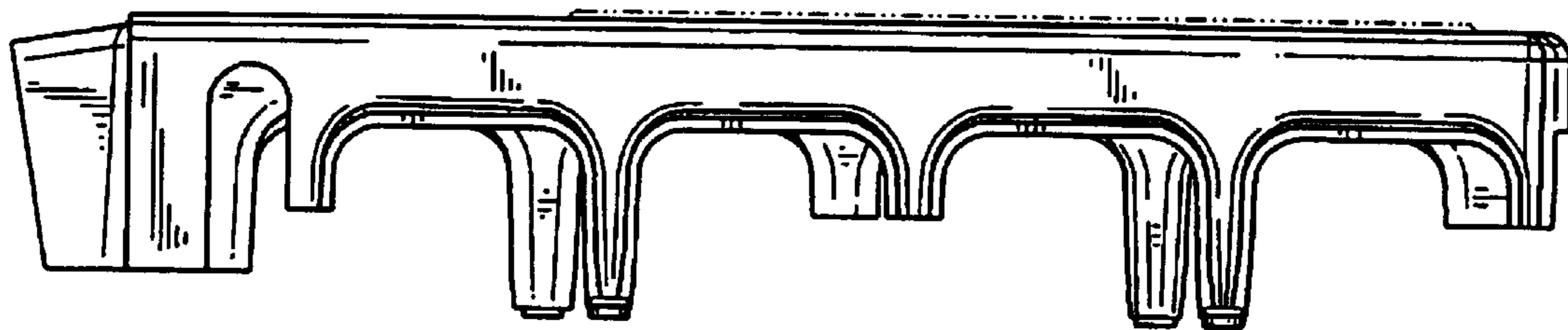


FIG. 4




FIG. 5




FIG. 6

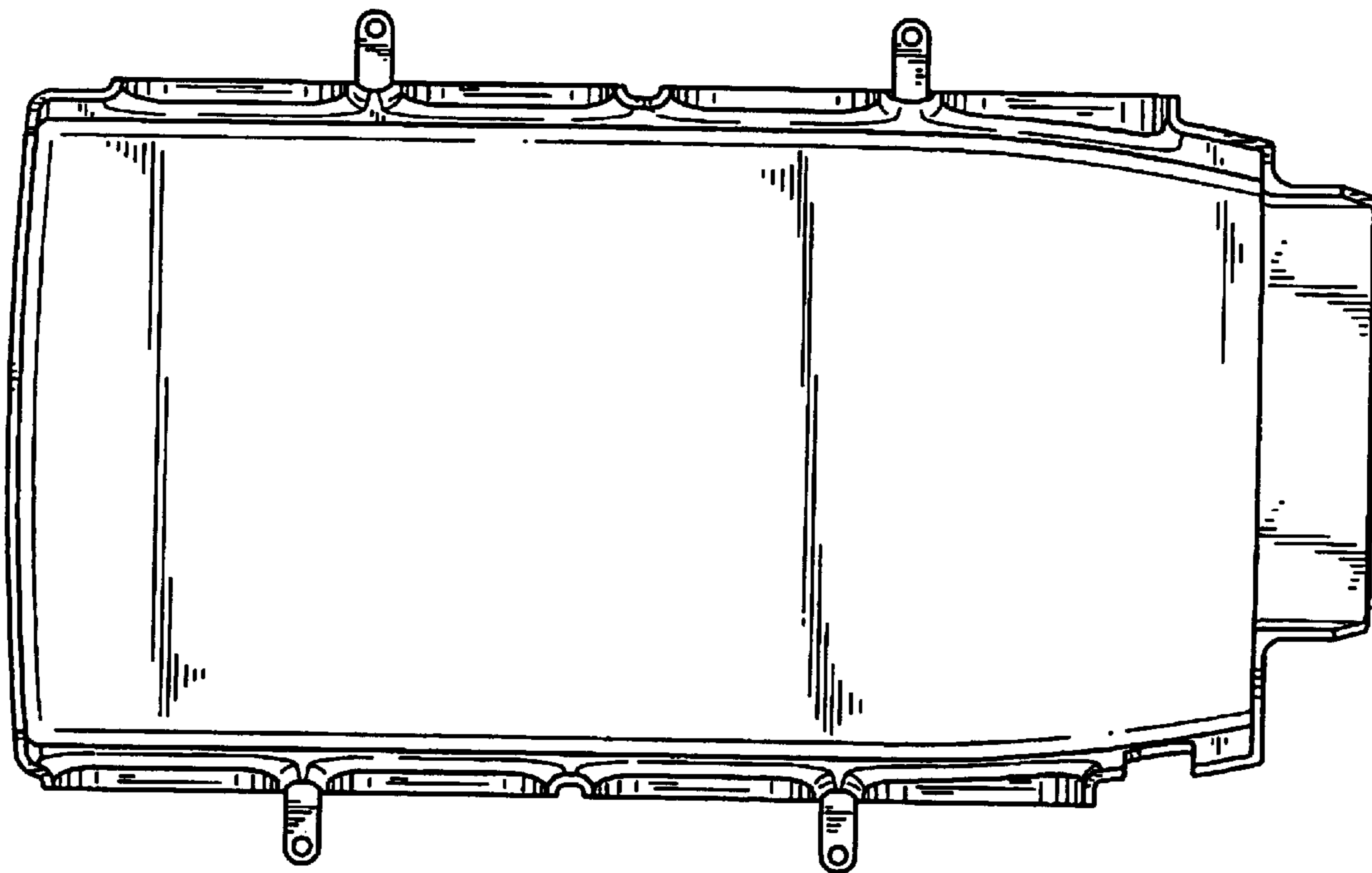


FIG. 7