

US00D544495S

(12) **United States Design Patent**  
**Evans et al.**

(10) **Patent No.: US D544,495 S**  
(45) **Date of Patent: \*\* Jun. 12, 2007**

(54) **TRANSITIONAL IMAGE FOR A PORTION  
OF A DISPLAY SCREEN**

(75) Inventors: **Duan Martin Evans**, London (GB);  
**Tiina Björk**, London (GB); **Kevin Lee  
Furr**, Bellevue, WA (US); **Craig R.  
Maitlen**, Redmond, WA (US); **Jacob  
Greif**, Spokane, WA (US); **Stephen  
William Clements**, London (GB)

(73) Assignee: **Microsoft Corporation**, Redmond, WA  
(US)

(\*\*) Term: **14 Years**

(21) Appl. No.: **29/229,682**

(22) Filed: **May 11, 2005**

**Related U.S. Application Data**

(63) Continuation-in-part of application No. 11/079,819,  
filed on Mar. 8, 2005.

(51) **LOC (8) Cl.** ..... **14-04**

(52) **U.S. Cl.** ..... **D14/488**

(58) **Field of Classification Search** ..... D14/485-95;  
D18/24-33; D19/6; D20/11; D21/324-33;  
715/700-867

See application file for complete search history.

(56) **References Cited**

**U.S. PATENT DOCUMENTS**

D420,995 S \* 2/2000 Imamura et al. .... D14/486  
D438,873 S \* 3/2001 Wang et al. .... D14/486  
D439,584 S \* 3/2001 Wang et al. .... D14/486  
D443,623 S \* 6/2001 Niiijima ..... D14/485  
D445,426 S \* 7/2001 Wang et al. .... D14/486  
D446,790 S \* 8/2001 Wang et al. .... D14/486  
D454,138 S \* 3/2002 Imamura et al. .... D14/486

D459,361 S \* 6/2002 Inagaki ..... D14/486  
D493,471 S \* 7/2004 McIntosh ..... D14/485  
D495,339 S \* 8/2004 Gildred ..... D14/486  
D496,665 S \* 9/2004 Billmaier et al. .... D14/485  
D500,049 S \* 12/2004 Porat et al. .... D14/486  
D501,210 S \* 1/2005 Cook ..... D14/486  
D522,559 S \* 6/2006 Naito et al. .... D16/219

\* cited by examiner

*Primary Examiner*—M. H. Tung

(74) *Attorney, Agent, or Firm*—Banner & Witcoff, Ltd.

(57) **CLAIM**

The ornamental design for a transitional image for a portion  
of a display screen, as shown and described.

**DESCRIPTION**

FIG. 1 is a front view of the first image in the sequence for  
a transitional image for a portion of a display screen showing  
our new design;

FIG. 2 is a front view of the second image thereof;

FIG. 3 is a front view of the third image thereof;

FIG. 4 is a front view of the fourth image thereof;

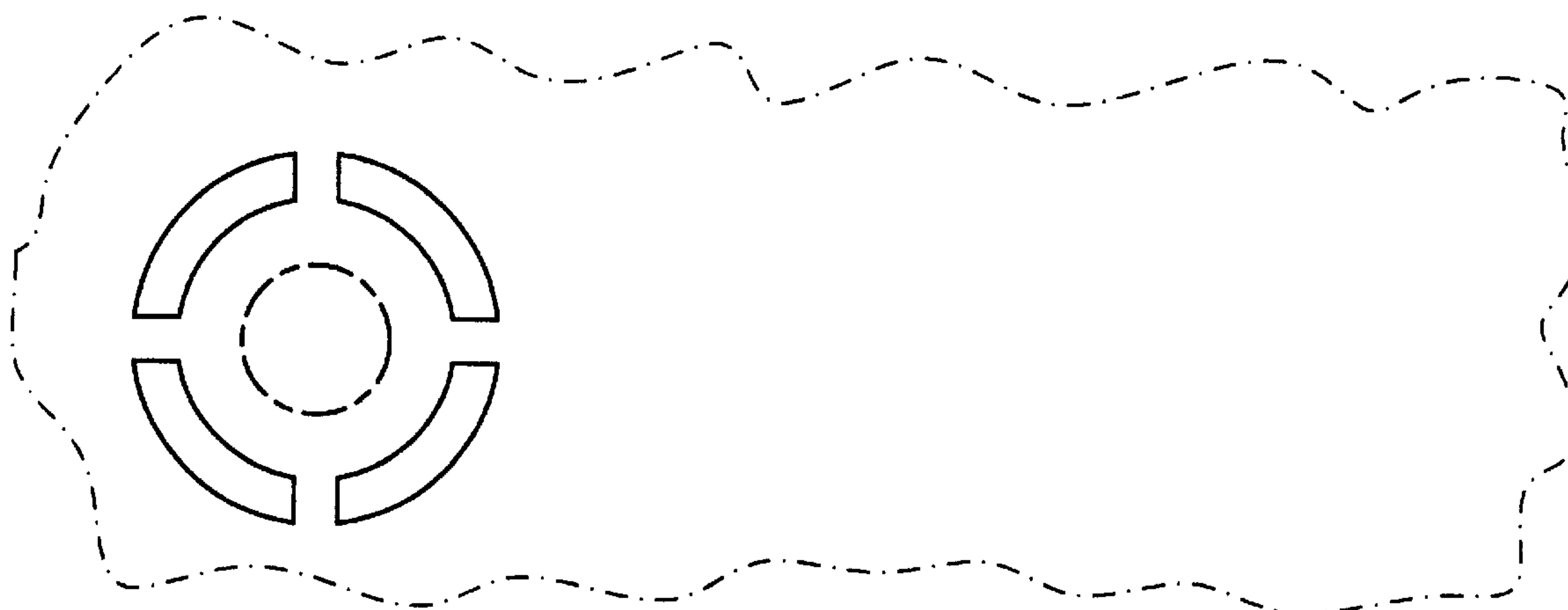
FIG. 5 is a front view of the fifth image thereof;

FIG. 6 is a front view of the sixth image thereof; and,

FIG. 7 is a front view of the seventh image thereof.

The appearance of the transitional image sequentially transi-  
tions between the images shown in FIGS. 1-7. The process  
or period in which one image changes into another forms no  
part of the claimed design. The broken lines within the  
image are for illustrative purposes only and form no part of  
the claimed design. The broken line showing of a portion of  
a display screen in all views is for illustrative purposes only  
and forms no part of the claimed design.

**1 Claim, 7 Drawing Sheets**



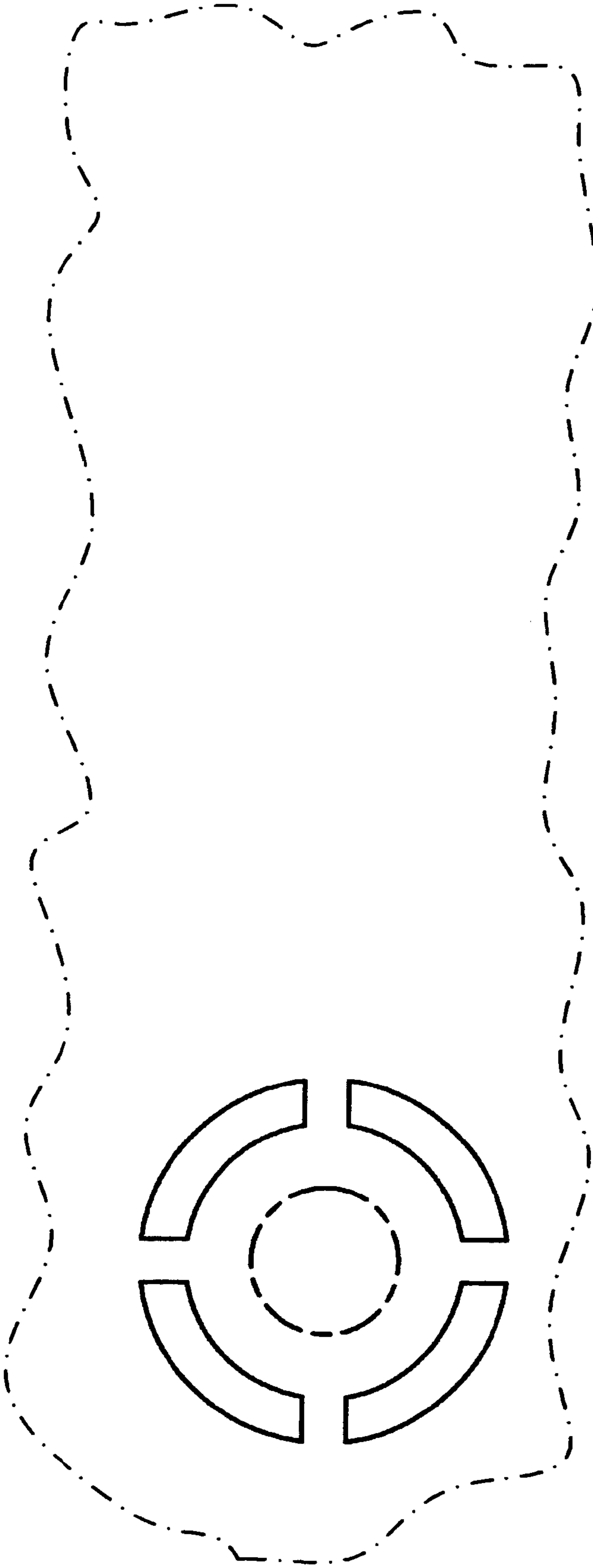


FIG. 1

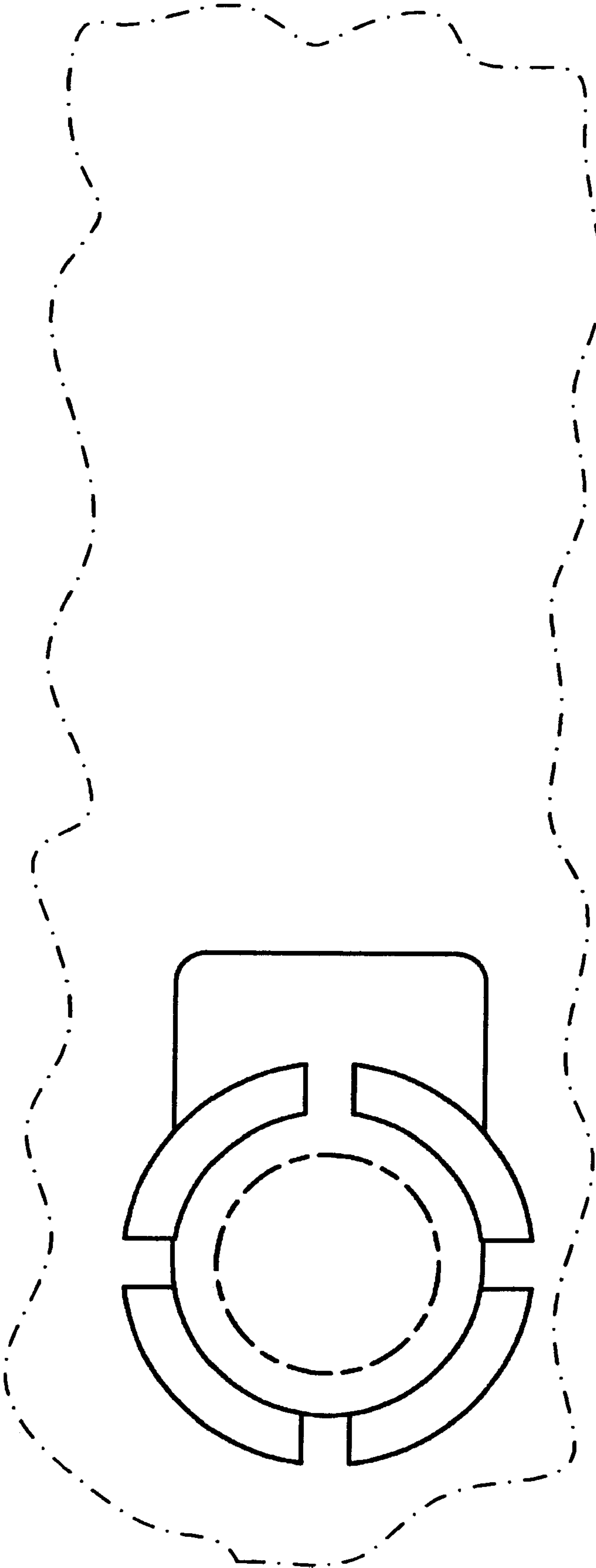
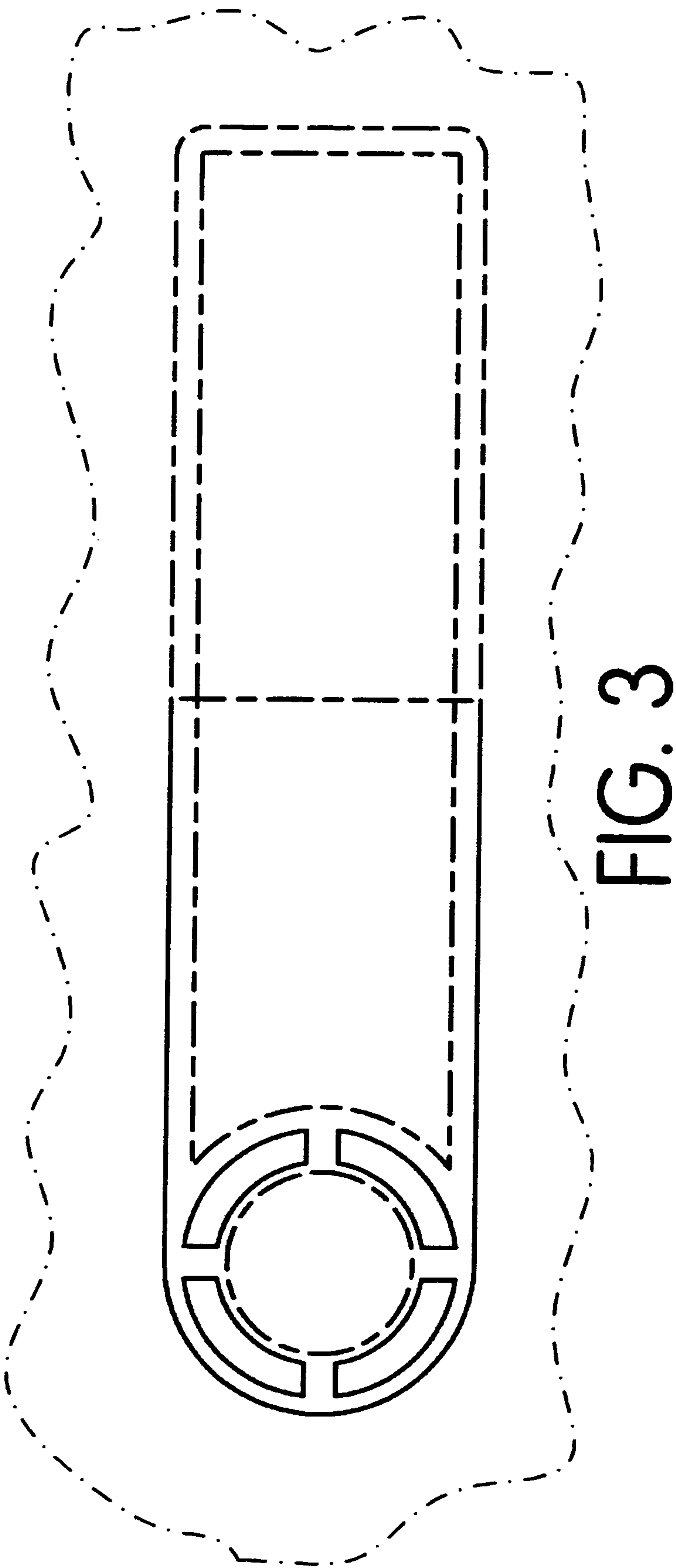


FIG. 2



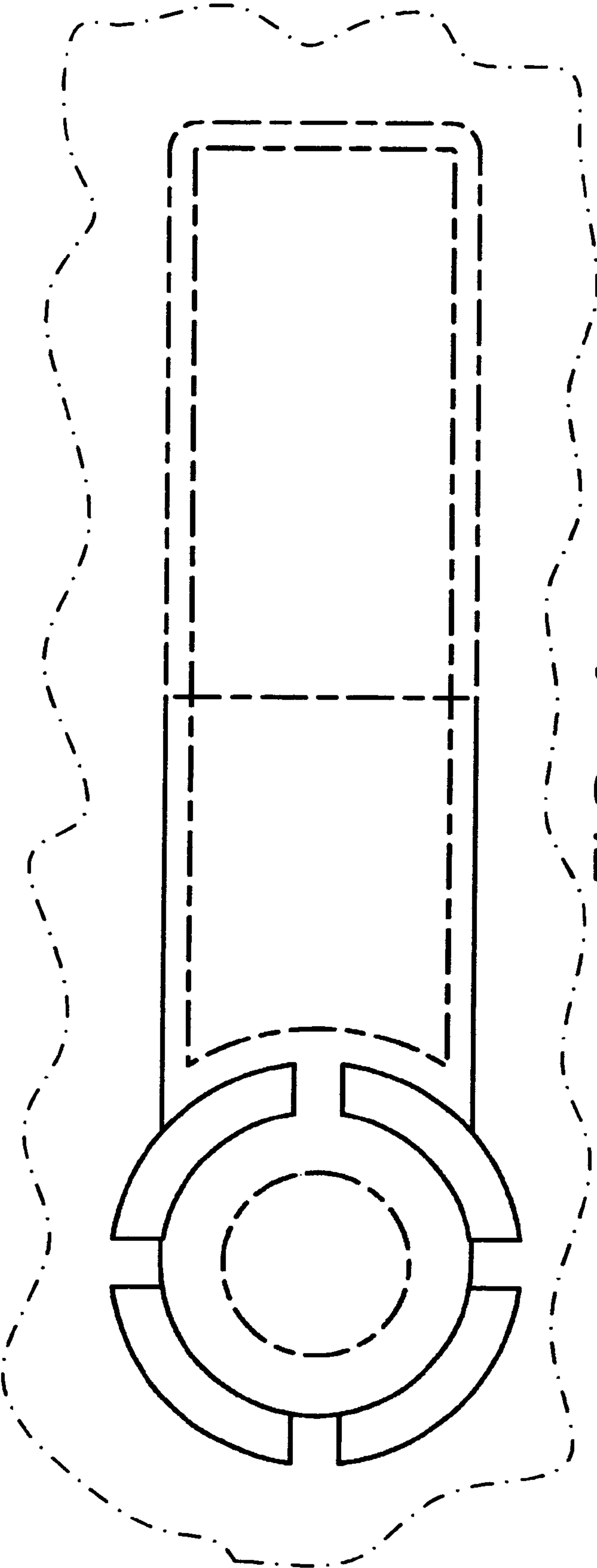


FIG. 4

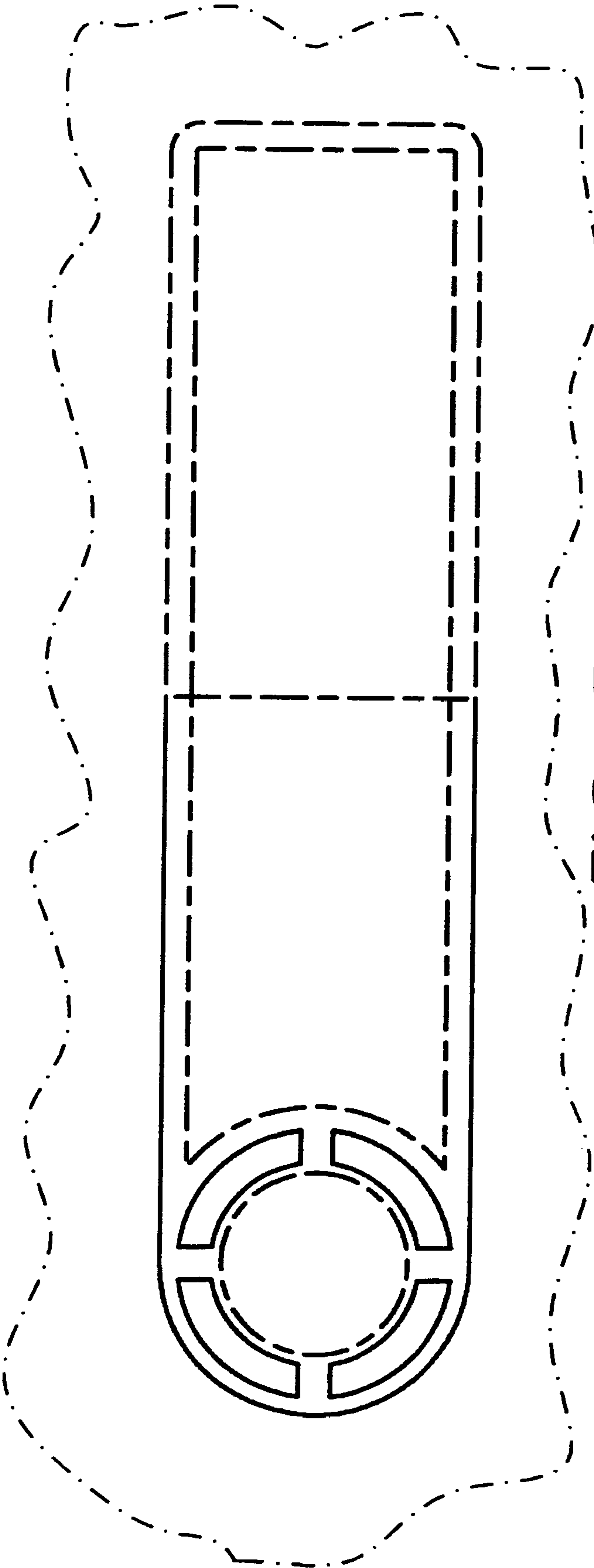


FIG. 5

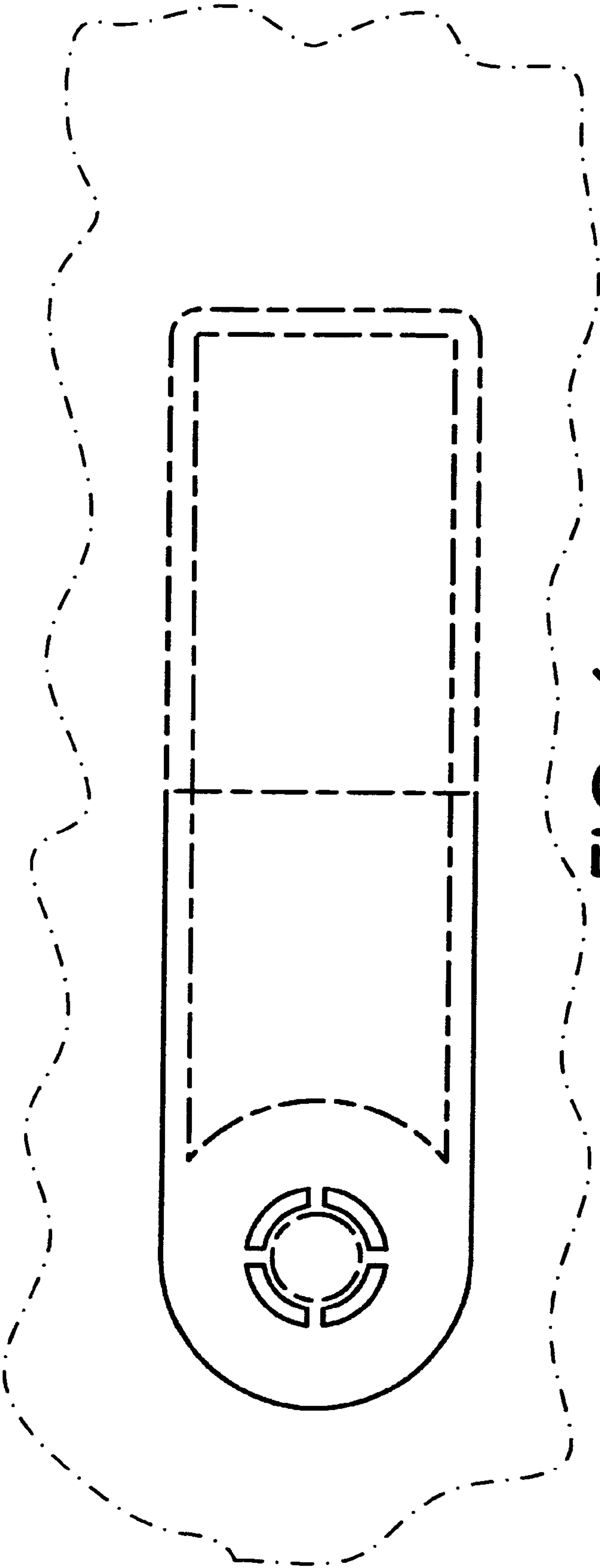


FIG. 6

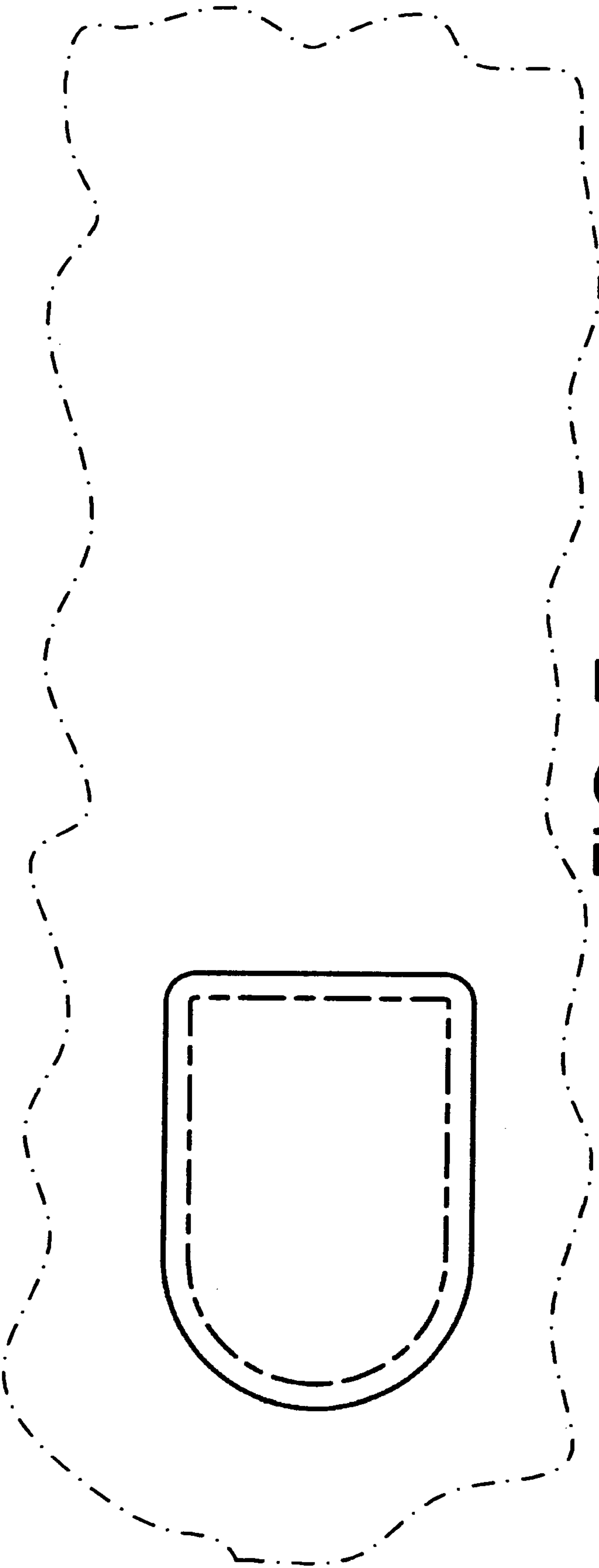


FIG. 7