



US00D544490S

(12) **United States Design Patent**
O'Neil

(10) **Patent No.:** **US D544,490 S**

(45) **Date of Patent:** **** Jun. 12, 2007**

(54) **PORTION OF A KEYBOARD**

(75) Inventor: **Daniel G. O'Neil**, Seattle, WA (US)

(73) Assignee: **Microsoft Corporation**, Redmond, WA (US)

(**) Term: **14 Years**

(21) Appl. No.: **29/248,652**

(22) Filed: **Aug. 25, 2006**

(51) **LOC (8) Cl.** **14-02**

(52) **U.S. Cl.** **D14/455**

(58) **Field of Classification Search** D14/137-8,
D14/140, 148, 150, 218, 244, 247, 320, 331,
D14/333, 338, 341, 346-7, 383, 388, 390-9,
D14/406, 429, 432, 454-7, 460; D13/168;
D18/1, 2, 12.2, 52; 178/17 A, 17 C; 235/145 A,
235/145 R, 146; 341/22, 23, 28; 345/168-9,
345/171; 400/109-111, 485-9, 472, 496;
455/186.2, 556.2, 575.1

See application file for complete search history.

(56) **References Cited**

U.S. PATENT DOCUMENTS

D324,520 S *	3/1992	Cheung	D14/148
5,793,359 A *	8/1998	Ushikubo	345/169
5,957,595 A *	9/1999	Chen	400/472
D462,681 S *	9/2002	Yoon	D14/396
6,876,312 B2 *	4/2005	Yu	341/20
D515,578 S *	2/2006	Neal et al.	D14/396
D518,053 S *	3/2006	Chen	D14/397

D521,513 S *	5/2006	Neal et al.	D14/392
D521,514 S *	5/2006	Neal et al.	D14/396
D523,433 S *	6/2006	O'Neil et al.	D14/396
D528,117 S *	9/2006	Shimizu	D14/391
2006/0275069 A1 *	12/2006	Jones et al.	400/490

* cited by examiner

Primary Examiner—Alan P. Douglas

Assistant Examiner—Angela J. Lee

(74) *Attorney, Agent, or Firm*—Banner & Witcoff, Ltd.

(57) **CLAIM**

The ornamental design for a portion of a keyboard, as shown and described.

DESCRIPTION

FIG. 1 is a front perspective view of a keyboard showing our new design;

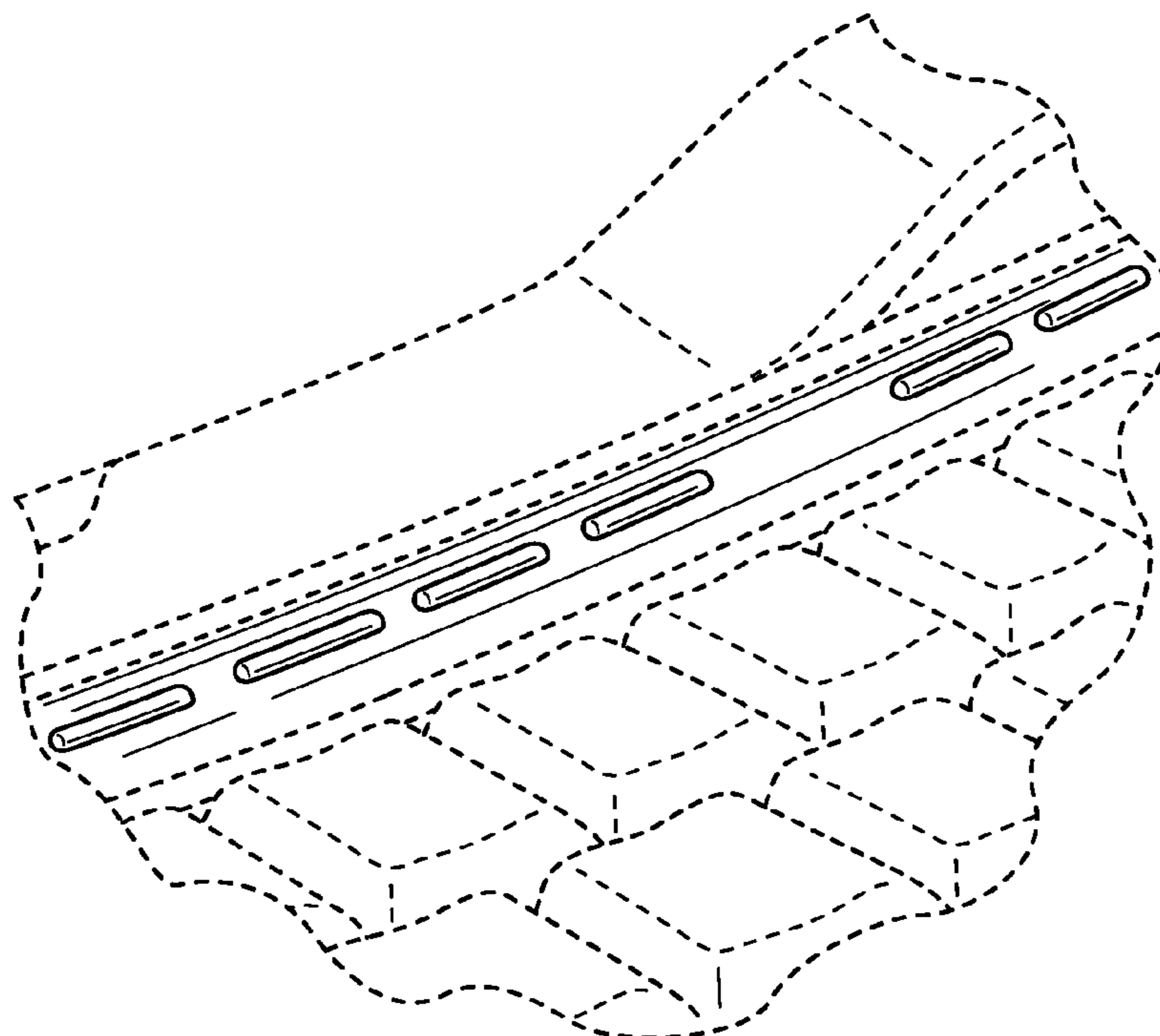
FIG. 2 is a top view thereof;

FIG. 3 is a front perspective view identical to FIG. 1 identifying the region depicted in FIG. 4; and,

FIG. 4 is an enlarged view of the identified region labeled 4, of FIG. 3 depicting the relative appearance between the bars and the body of the keyboard.

The broken line showing of the remainder of the keyboard is for illustrative purposes only and forms no part of the claimed design. The uneven broken line identifier circle labeled 4 in FIG. 3 is for illustrative purposes only and forms no part of the claimed design.

1 Claim, 4 Drawing Sheets



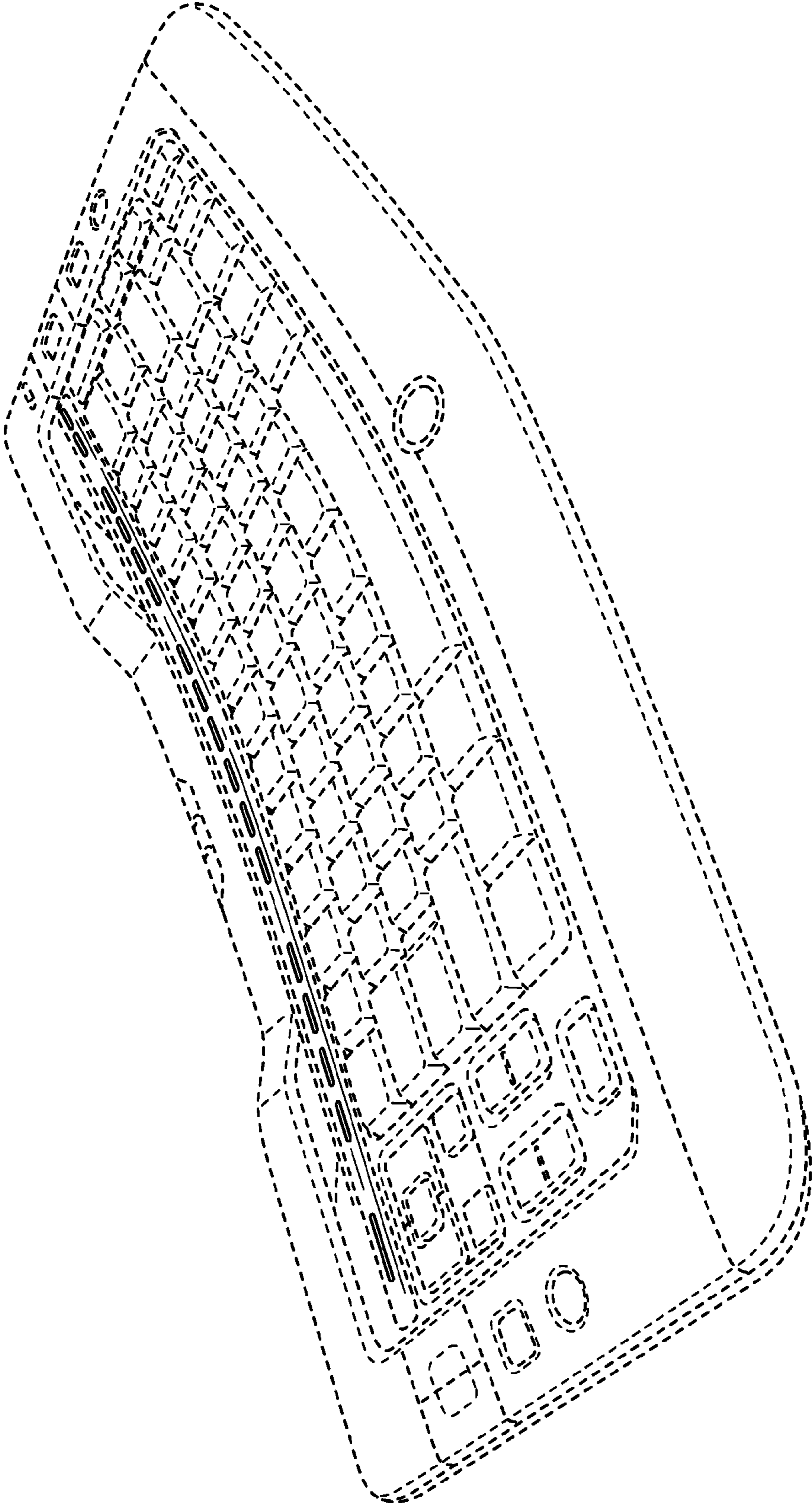


FIG. 1

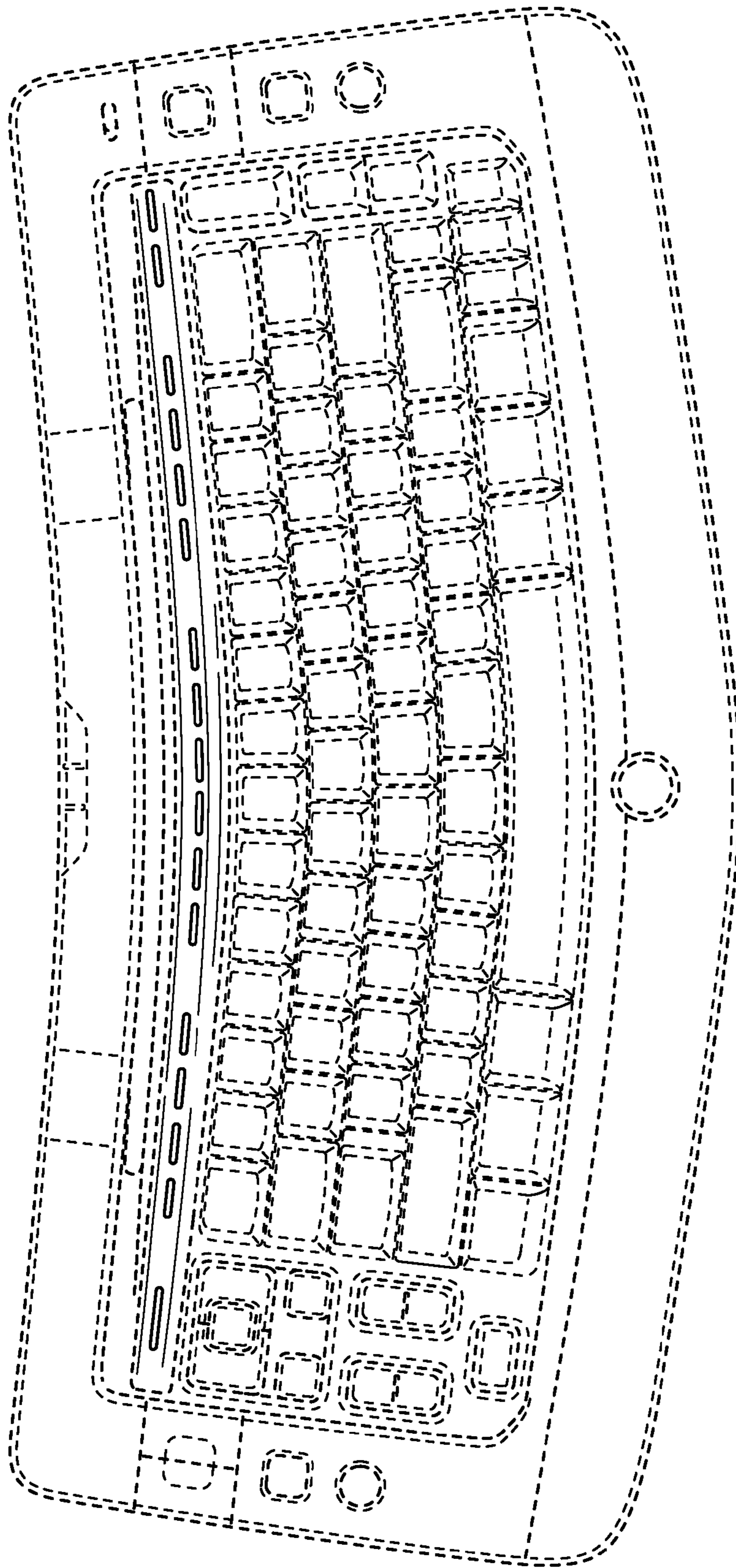


FIG. 2

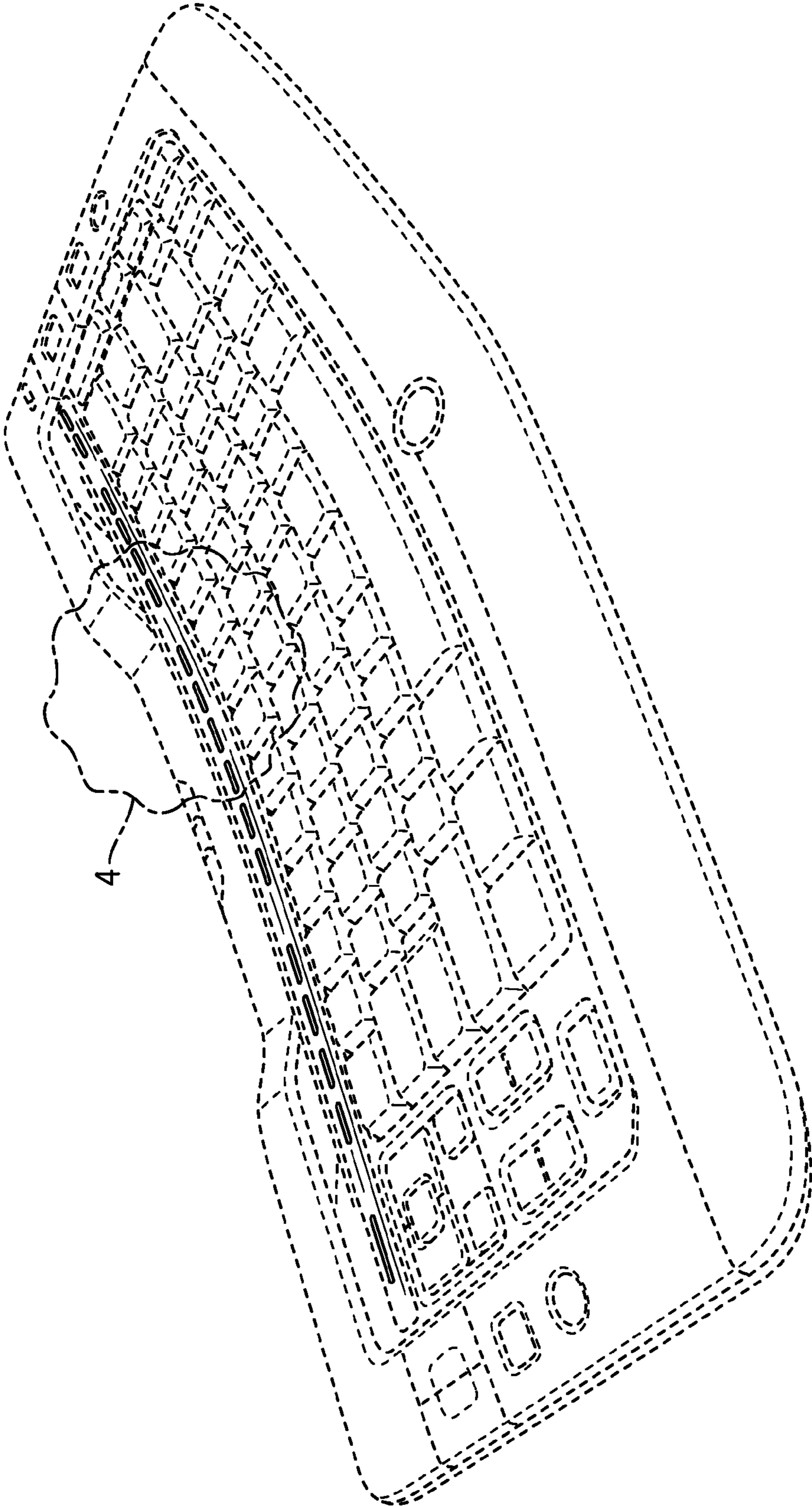


FIG. 3

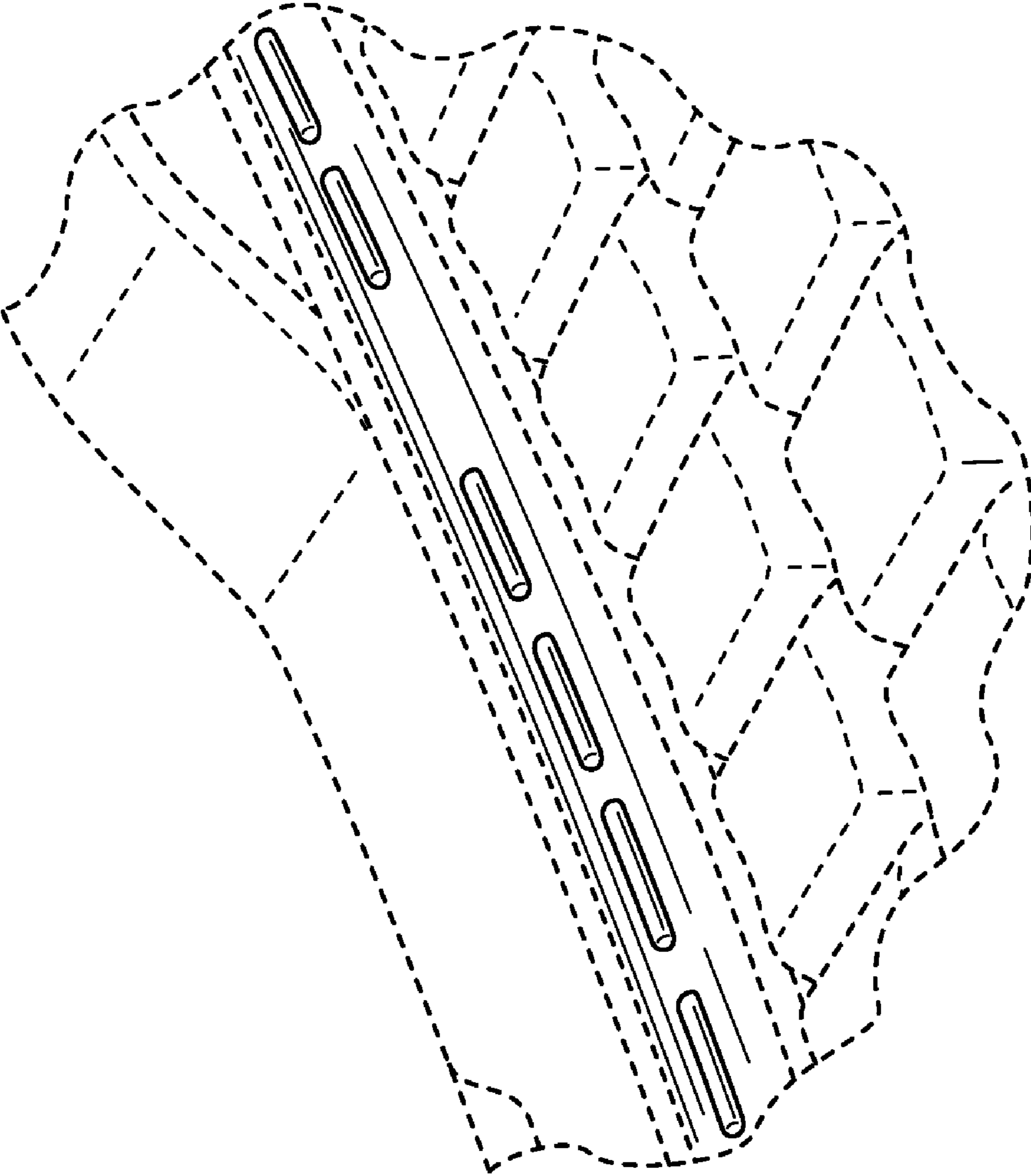


FIG. 4