



US00D544482S

(12) **United States Design Patent**  
**Chatterjee**

(10) **Patent No.:** **US D544,482 S**

(45) **Date of Patent:** **\*\* Jun. 12, 2007**

(54) **PORTION OF AN ELECTRONIC MOUSE**

(75) Inventor: **Monique Chatterjee**, Seattle, WA (US)

(73) Assignee: **Microsoft Corporation**, Redmond, WA (US)

(\*\*) Term: **14 Years**

(21) Appl. No.: **29/236,998**

(22) Filed: **Aug. 25, 2005**

(51) **LOC (8) Cl.** ..... **14-02**

(52) **U.S. Cl.** ..... **D14/408**

(58) **Field of Classification Search** ..... D14/402-410,  
D14/417; 200/5 A, 5 R, 6 A, 6 R; 273/148 B;  
74/471 XY; 345/156-167; 463/36-38  
See application file for complete search history.

(56) **References Cited**

**U.S. PATENT DOCUMENTS**

D405,072 S *	2/1999	Tso	.....	D14/409
D411,189 S *	6/1999	Liao et al.	.....	D14/409
D431,567 S *	10/2000	You	.....	D14/408
D464,352 S *	10/2002	Kerestegian	.....	D14/408
D467,925 S *	12/2002	Hu et al.	.....	D14/408
D474,769 S *	5/2003	Fisher et al.	.....	D14/408
D481,391 S *	10/2003	Lee et al.	.....	D14/408

D490,432 S *	5/2004	Huang	.....	D14/408
D491,949 S *	6/2004	Su et al.	.....	D14/408
6,967,643 B2 *	11/2005	Tichy et al.	.....	345/157

\* cited by examiner

*Primary Examiner*—Pamela J. Burgess

(74) *Attorney, Agent, or Firm*—Banner & Witcoff, Ltd.

(57) **CLAIM**

The ornamental design for a portion of an electronic mouse, as shown and described.

**DESCRIPTION**

FIG. 1 is a front perspective view of a portion of an electronic mouse showing my new design;

FIG. 2 is a front view thereof;

FIG. 3 is a rear view thereof;

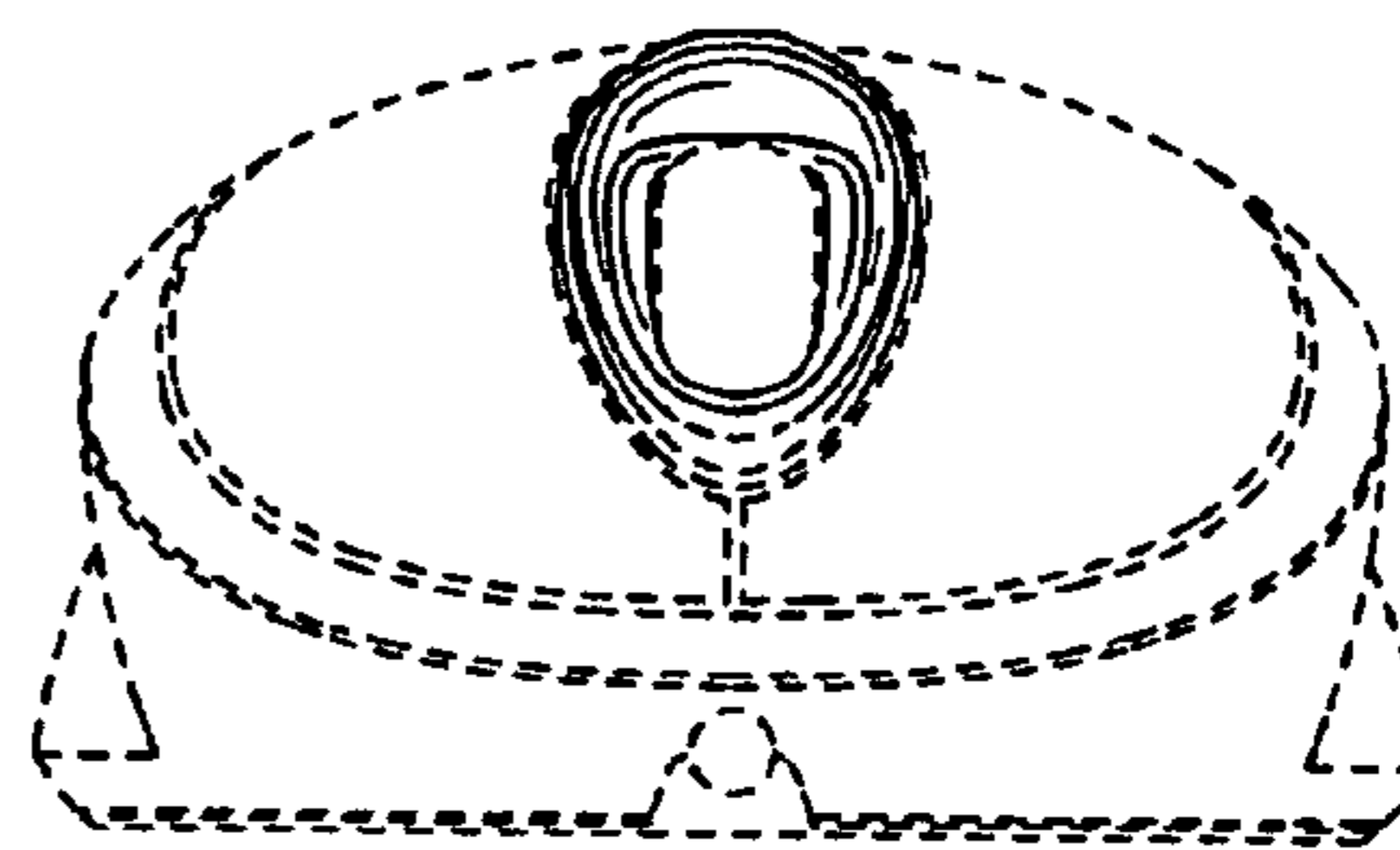
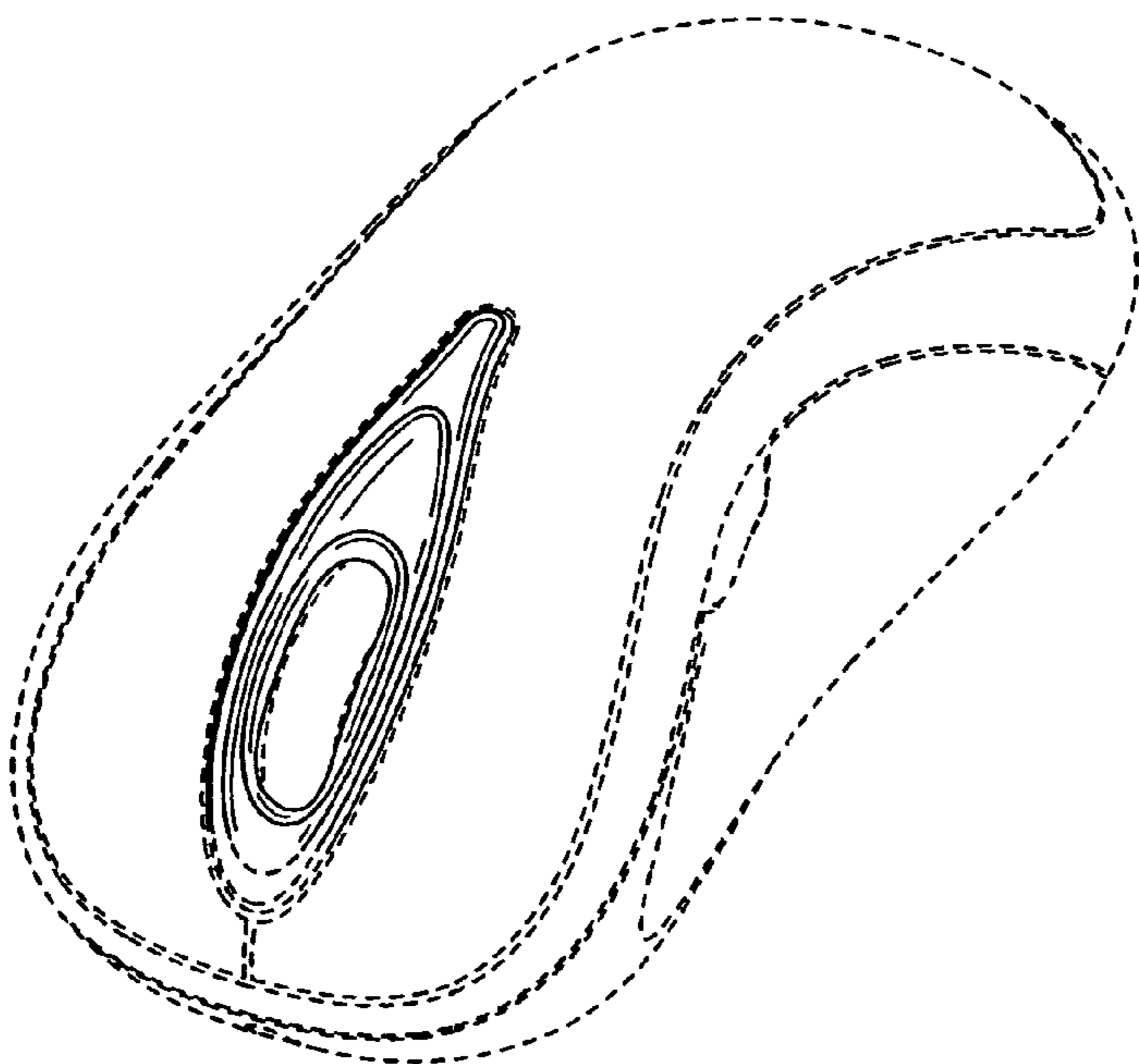
FIG. 4 is a left side view thereof;

FIG. 5 is a right side view thereof; and,

FIG. 6 is a top view thereof.

The broken lines immediately adjacent the shaded areas represent the bounds of the claim and all other broken lines are for illustrative purposes only. None of the broken lines form a part of the claimed design.

**1 Claim, 4 Drawing Sheets**



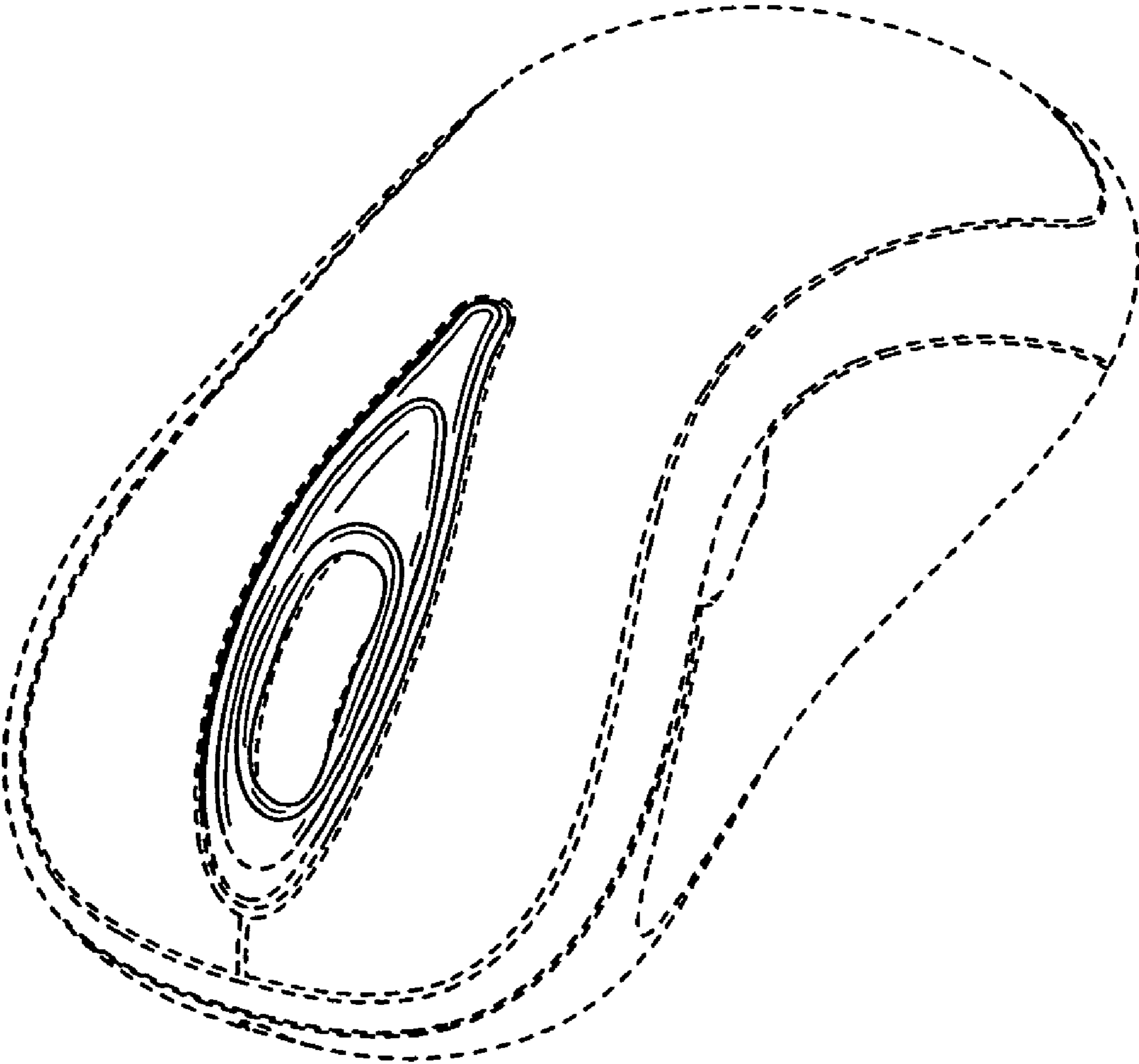


FIG. 1

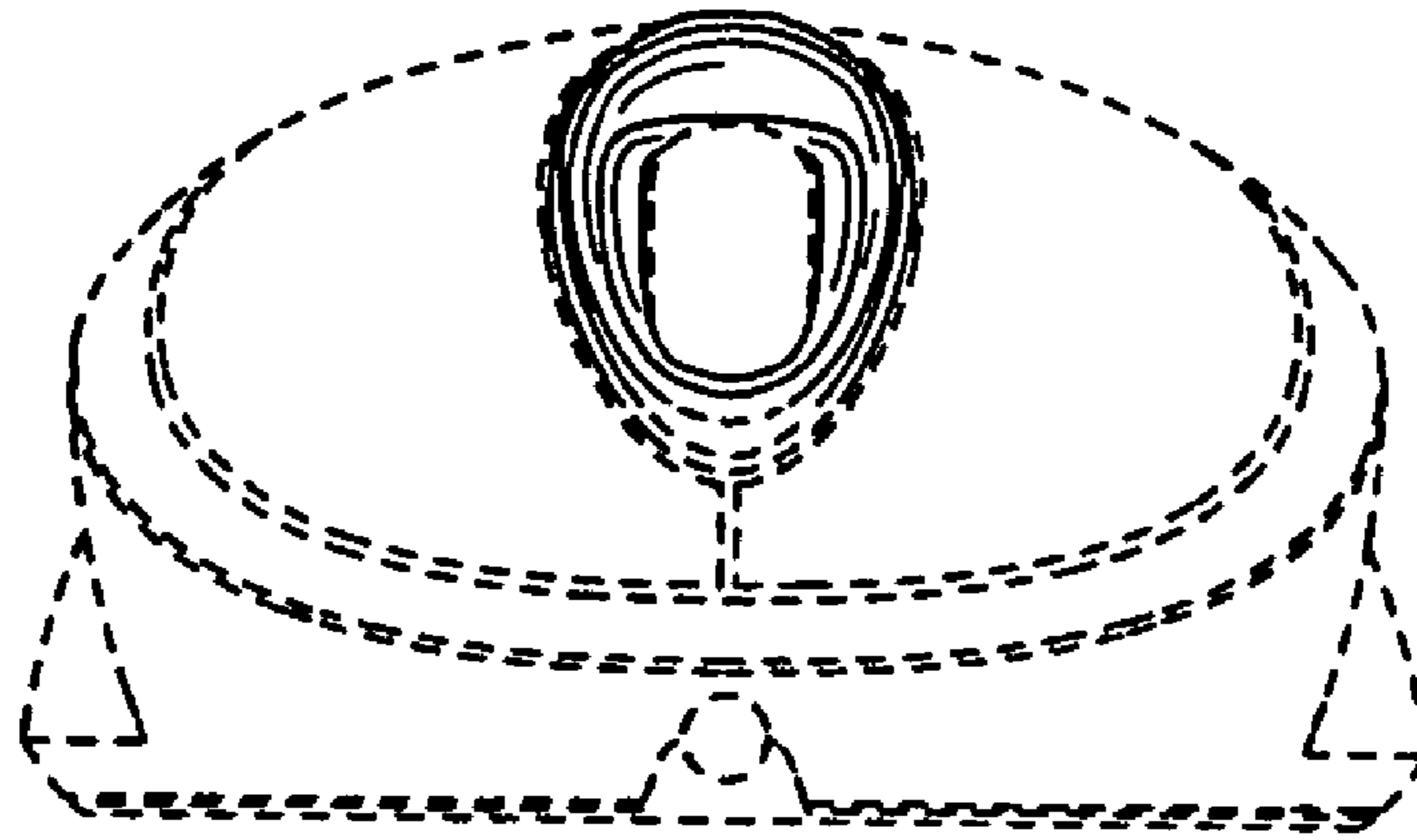


FIG. 2




FIG. 3




FIG. 4




FIG. 5

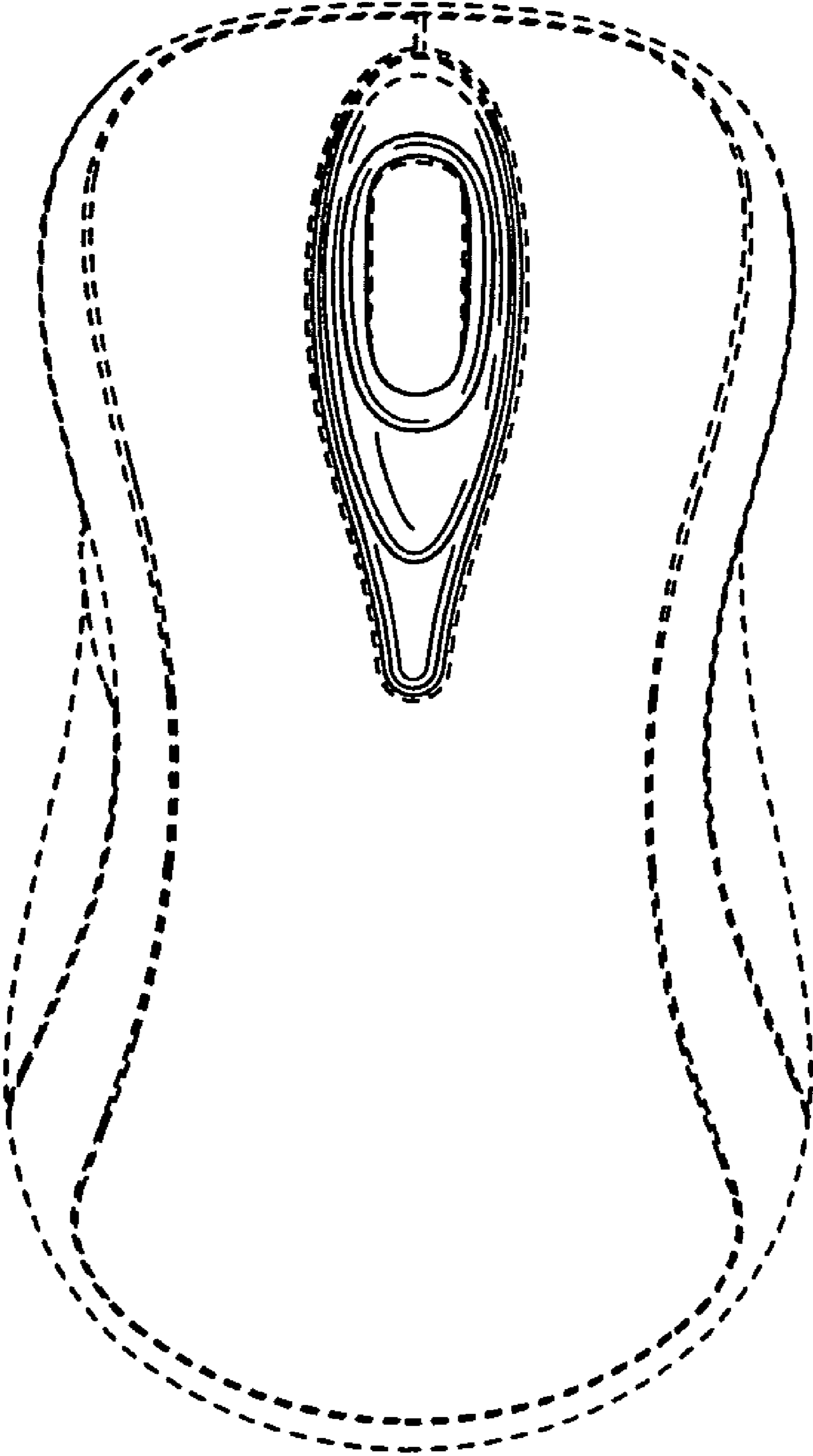


FIG. 6