

US00D544465S

(12) **United States Design Patent**
Peersmann

(10) **Patent No.:** **US D544,465 S**

(45) **Date of Patent:** **** Jun. 12, 2007**

(54) **STEREO SPEAKER FOR A PERSONAL COMPUTER**

(75) Inventor: **Richard Peersmann**, Voorburg (NL)

(73) Assignee: **YOUSP B.V.**, Voorburg (NL)

(**) Term: **14 Years**

(21) Appl. No.: **29/232,041**

(22) Filed: **Jun. 13, 2005**

(51) **LOC (8) Cl.** **14-01**

(52) **U.S. Cl.** **D14/214**

(58) **Field of Classification Search** D14/204,
D14/207, 209-216, 356; 181/143-144, 147-148,
181/150, 157, 198-199, 151, 153; 381/300-302,
381/306, 333, 345, 361-364, 386-388, 332,
381/336

See application file for complete search history.

(56) **References Cited**

U.S. PATENT DOCUMENTS

D360,636 S * 7/1995 Sasago et al. D14/214

D394,658 S * 5/1998 Christie D14/214
D414,771 S * 10/1999 Hoyt et al. D14/214
D476,310 S * 6/2003 Hisatsune D14/211
D476,311 S * 6/2003 Hisatsune D14/214

* cited by examiner

Primary Examiner—Nanda Bondade

(74) *Attorney, Agent, or Firm*—Lawrence E. Laubscher, Jr.


(57) **CLAIM**

The ornamental design for a stereo speaker for a personal computer, as shown.

DESCRIPTION

FIG. 1 is a front elevation view of a stereo speaker for a personal computer showing my new design; FIG. 2 is a rear elevation view thereof; FIG. 3 is a left side elevation view thereof; FIG. 4 is a right side elevation view thereof; FIG. 5 is a top plan view thereof; FIG. 6 is a bottom plan view thereof; and, FIG. 7 is a front perspective view thereof.

1 Claim, 7 Drawing Sheets






FIG. 1




FIG. 2

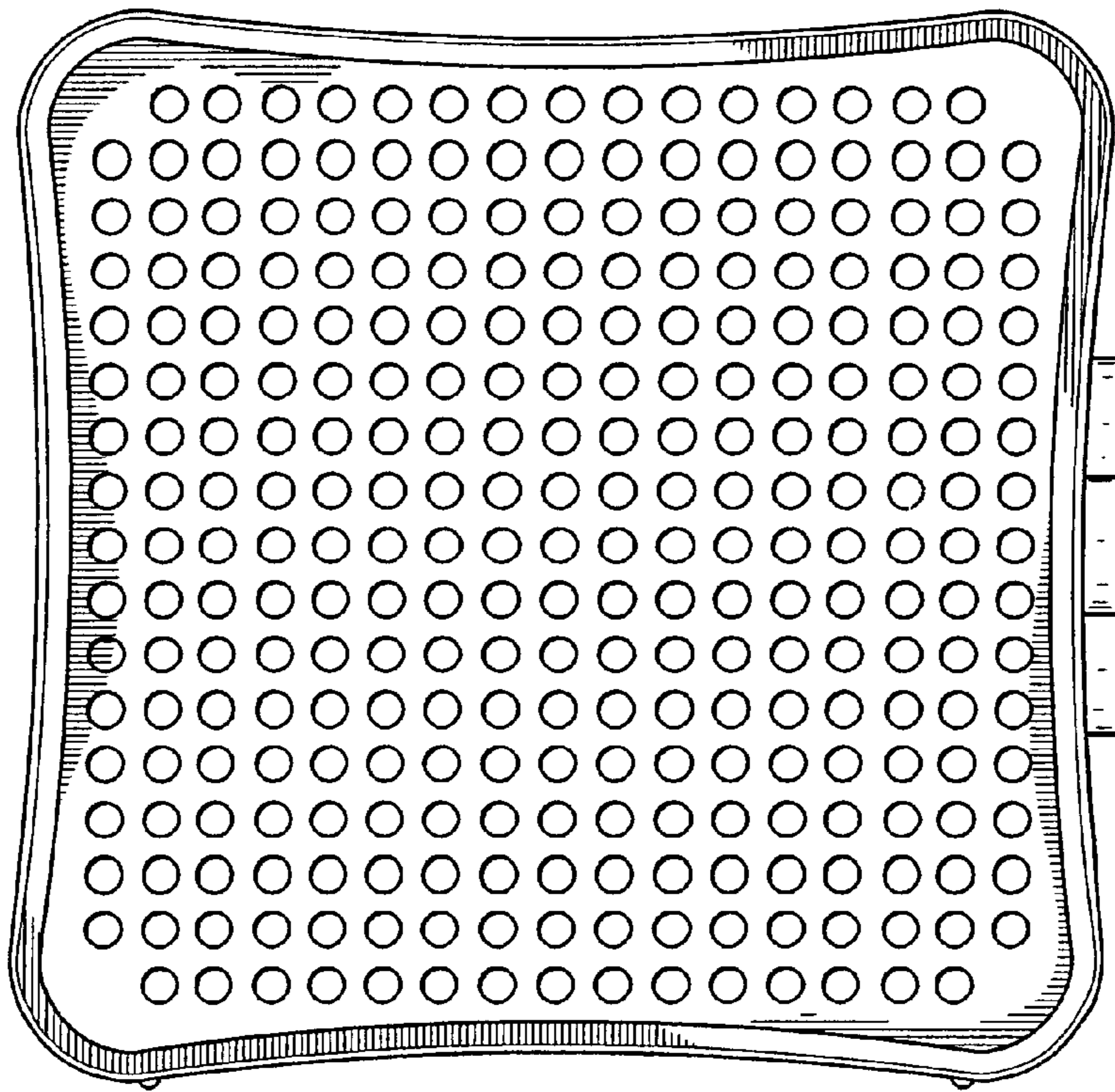


FIG. 3

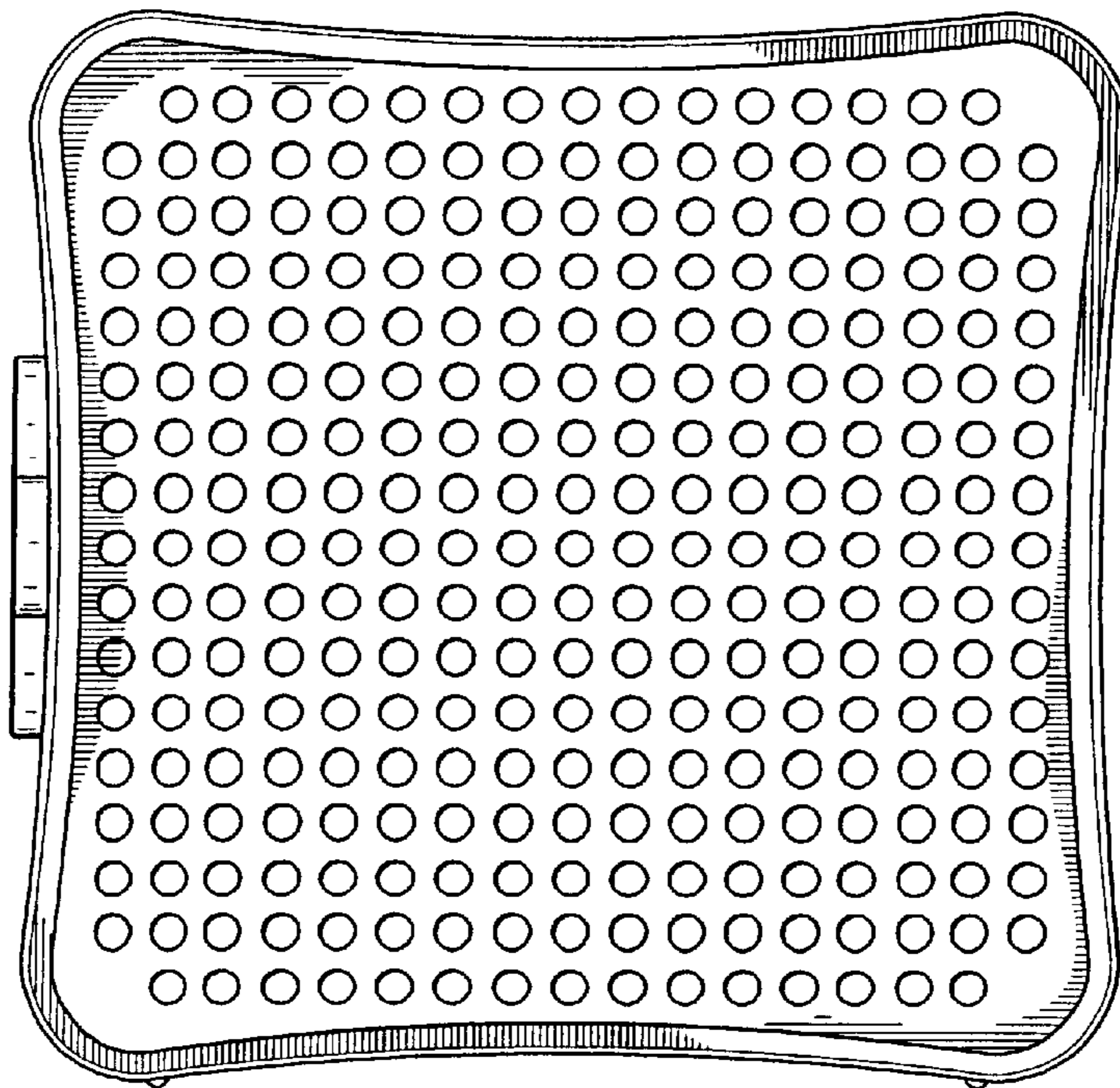


FIG. 4




FIG. 5



FIG. 6




FIG. 7