

US00D544410S

(12) **United States Design Patent**
Johnson

(10) **Patent No.:** **US D544,410 S**

(45) **Date of Patent:** **** Jun. 12, 2007**

(54) **MOTORCYCLE FLOORBOARD COVER**

(75) Inventor: **Keith E. Johnson**, Hudson, WI (US)

(73) Assignee: **Kuryakyn Holdings, Inc.**, Somerset, WI (US)

(**) Term: **14 Years**

(21) Appl. No.: **29/241,129**

(22) Filed: **Oct. 24, 2005**

(51) **LOC (8) Cl.** **12-11**

(52) **U.S. Cl.** **D12/114**

(58) **Field of Classification Search** D12/110,
D12/114, 126, 203, 125, 122; 280/288.4,
280/291, 304.4, 163, 169, 164.1; 74/564,
74/478, 512, 560, 562.5, 594.4, 594.7, 473.16,
74/473.17, 478.5; 296/75; 180/90.6, 219
See application file for complete search history.

(56) **References Cited**

U.S. PATENT DOCUMENTS

4,174,852	A	11/1979	Panzica et al.
4,802,684	A	2/1989	Bennett et al.
5,738,180	A	4/1998	Hofmann et al.
D416,831	S	11/1999	Negri
6,481,080	B2	11/2002	Monson
D483,699	S	12/2003	Anthony
6,688,628	B2	2/2004	Burkett
6,719,316	B1	4/2004	Anthony

OTHER PUBLICATIONS

J & P Cycles Keeping the World on 2 Wheels® 2002 catalog, Billet 'Engine Turned' Floorboard Covers by Custom Cycle Engineering on p. 596 and Floorboards & Accessories on p. 608.*
Drag Specialties 2003 FatBook, Floorboards and Floorboard Covers on p. 794.*

Kuryakyn Holdings, Inc. 2003 Catalog, pp. 37-47, Published Feb. 2003.

Kuryakyn Catalogue pages, 1999 (2 pages).

Kuryakyn Catalogue pages, 2004 (4 pages).

* cited by examiner

Primary Examiner—Alan P. Douglas

Assistant Examiner—Linda Brooks

(74) *Attorney, Agent, or Firm*—Dicke, Billig & Czaja, PLLC

(57) **CLAIM**

The ornamental design for a motorcycle floorboard cover, as shown and described.

DESCRIPTION

FIG. 1 is a perspective view of the motorcycle floorboard cover of the present invention.

FIG. 2 is an elevational view of the side of the motorcycle floorboard cover not shown in FIG. 1.

FIG. 3 is an elevational view of the side of the motorcycle floorboard cover shown in FIG. 1.

FIG. 4 is an elevational view of the end of the motorcycle floorboard cover not shown in FIG. 1.


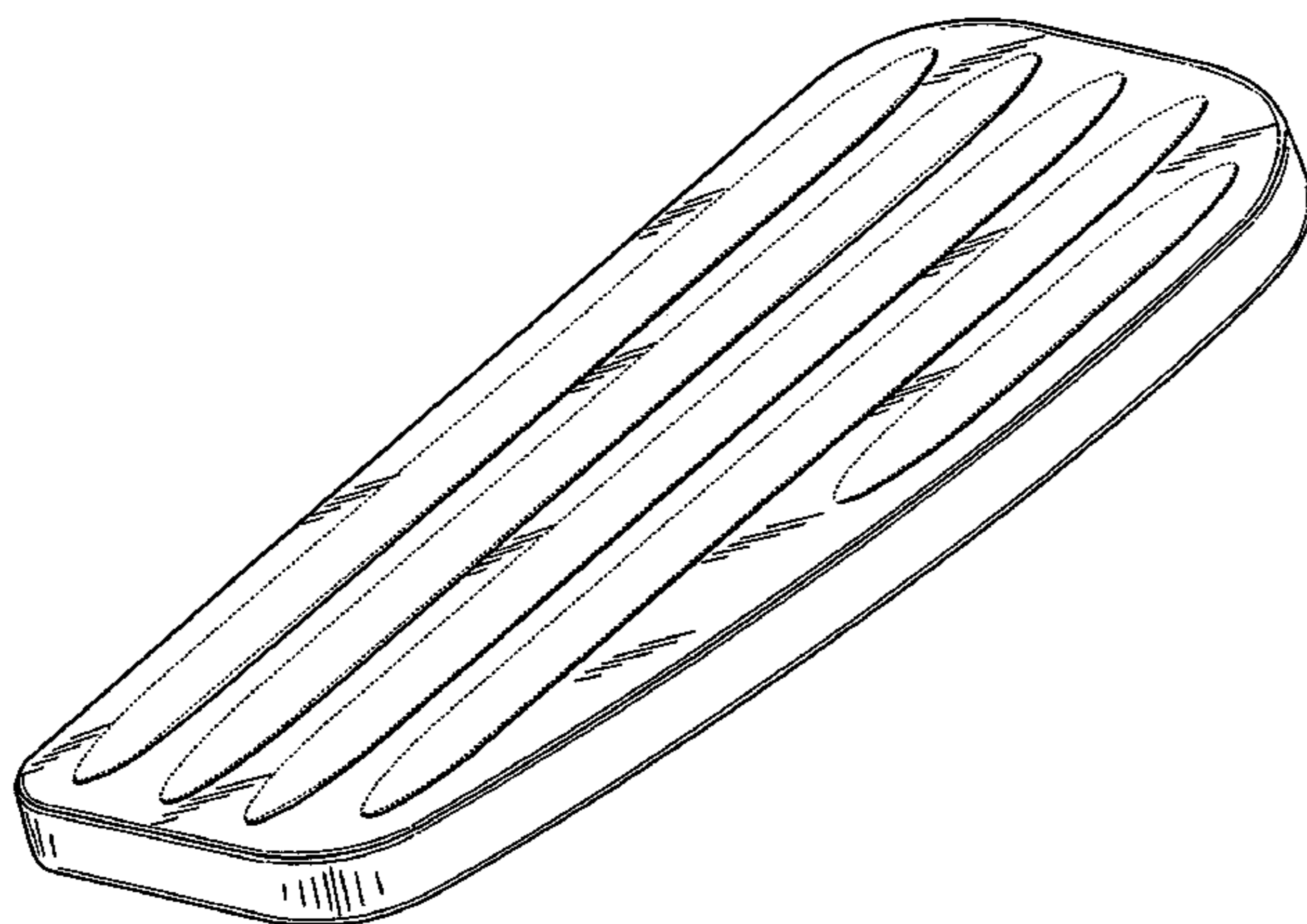
FIG. 5 is an elevational view of the end of the motorcycle floorboard cover shown in FIG. 1.

FIG. 6 is a top plan view of the motorcycle floorboard cover of FIG. 1; and,

FIG. 7 is a bottom plan view of the motorcycle floorboard cover of FIG. 1.

The broken lines in the Figures are for illustrative purposes only and form no part of the present invention.

1 Claim, 4 Drawing Sheets



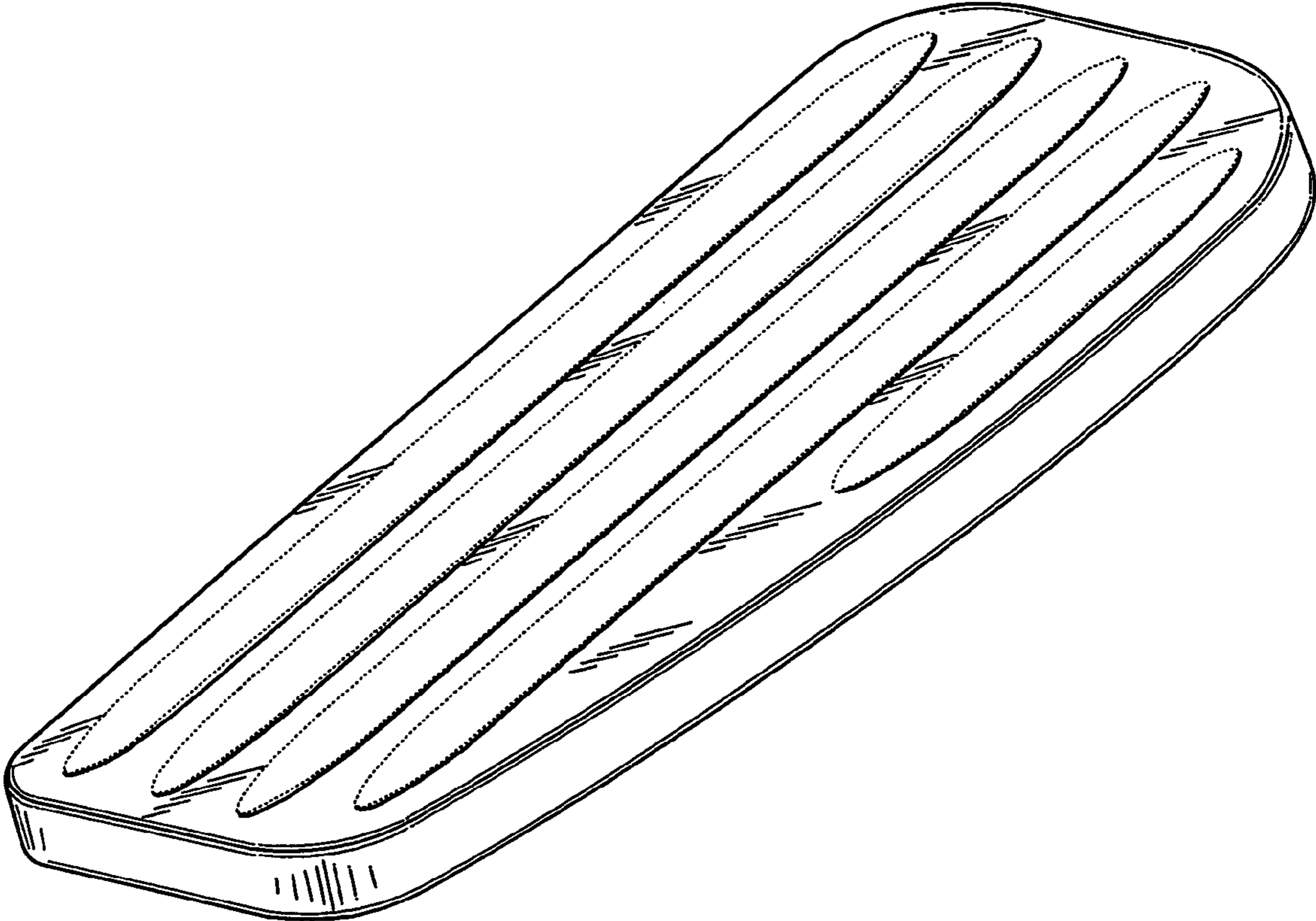


Fig. 1




Fig. 2

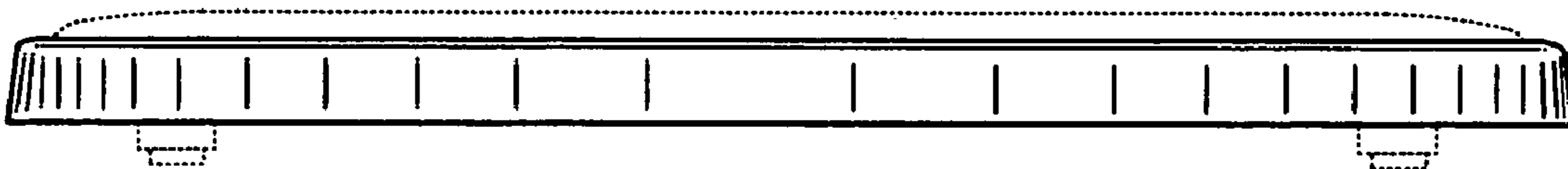


Fig. 3



Fig. 4

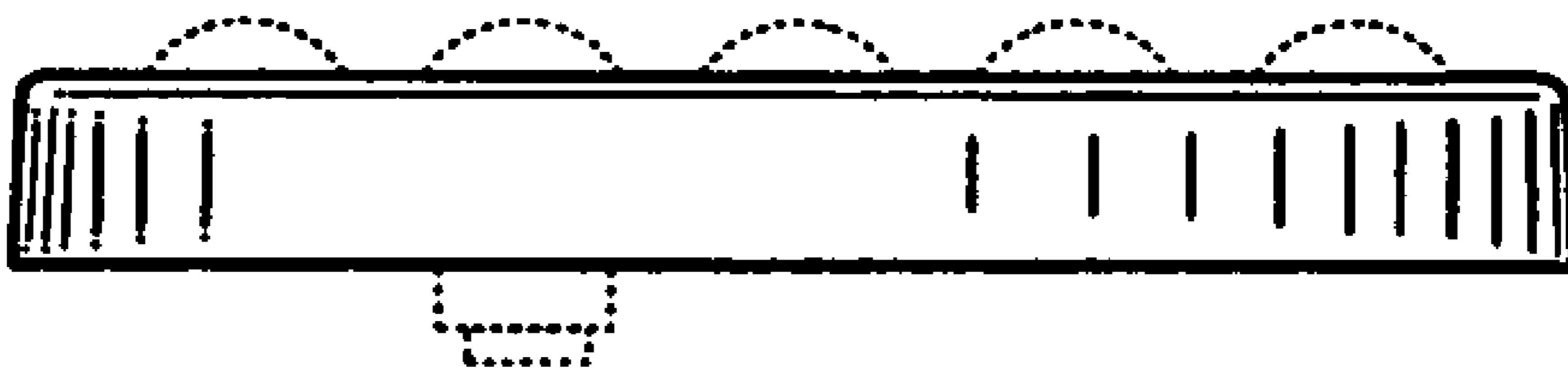


Fig. 5




Fig. 6

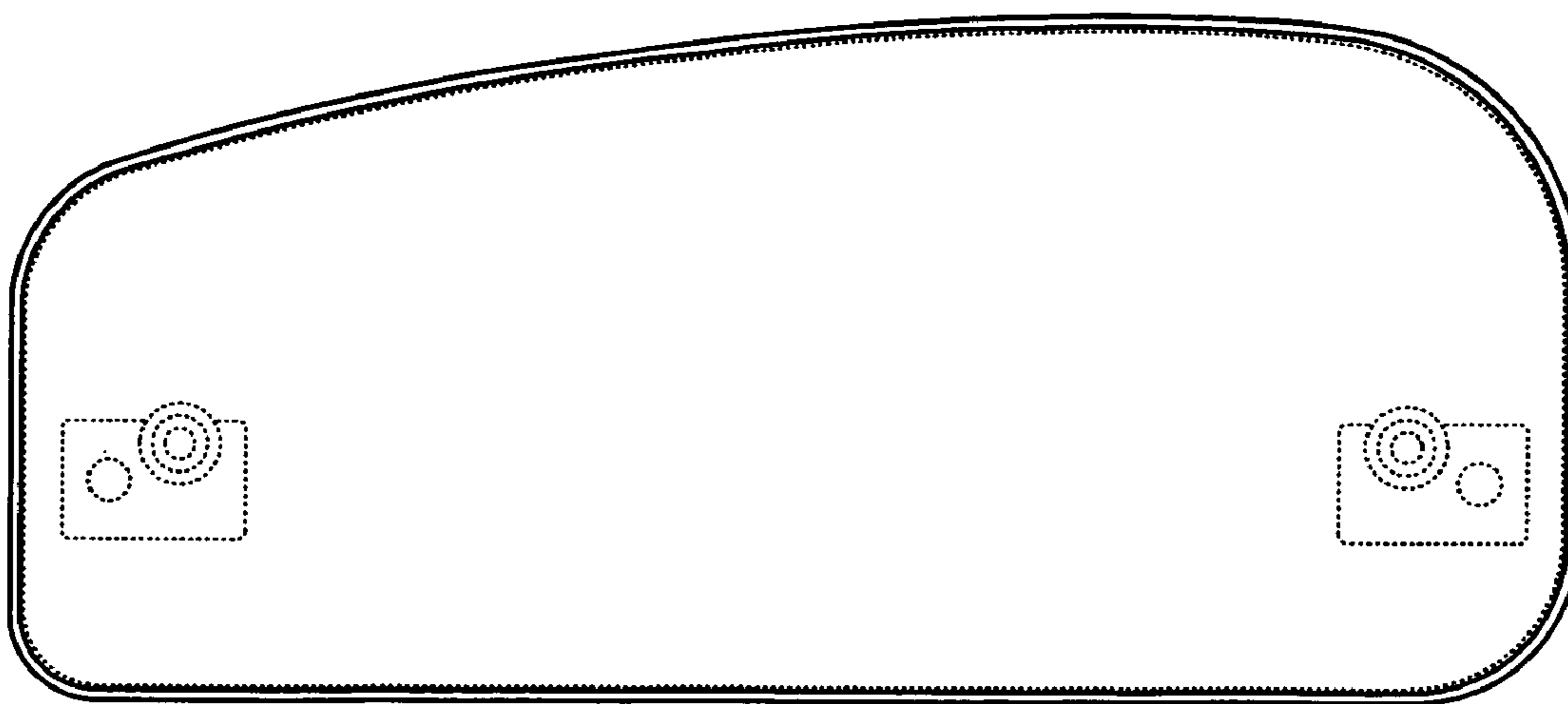


Fig. 7