



US00D544390S

(12) **United States Design Patent**
Lehmann et al.

(10) **Patent No.: US D544,390 S**
(45) **Date of Patent: ** Jun. 12, 2007**

(54) **DECORATIVE ANATOMICAL IMAGE
JEWELRY ITEM**

(76) Inventors: **Todd P. Lehmann**, 1581 Emery Rd.,
East Aurora, NY (US) 14052; **Malcolm
Warren**, 1228 Main Rd., Corfu, NY
(US) 14036

(**) Term: **14 Years**

(21) Appl. No.: **29/257,846**

(22) Filed: **Apr. 11, 2006**

Related U.S. Application Data

(62) Division of application No. 11/324,932, filed on Jan. 4,
2006.

(51) **LOC (8) Cl.** **11-01**

(52) **U.S. Cl.** **D11/53; D11/83**

(58) **Field of Classification Search** D11/1-2,
D11/7, 40-44, 46-49, 53, 56-57, 59-61,
D11/63, 65, 79-83, 86-87, 89-90, 99, 91-92,
D11/101, 106, 114-116, 200-201; 63/1.11,
63/18-20; D3/207-211; 249/55

See application file for complete search history.

(56) **References Cited**

U.S. PATENT DOCUMENTS

D97,188 S	*	10/1935	Harris	D10/109
D99,387 S	*	4/1936	Behnke	D11/104
4,012,026 A	*	3/1977	Chambers	249/134
D251,832 S	*	5/1979	Maples	D11/96
4,993,472 A		2/1991	Culver		
D403,610 S	*	1/1999	Affinito	D11/54
D407,660 S		4/1999	Gordon		
6,435,255 B1		8/2002	Kaladjian		
6,648,056 B1		11/2003	Kaladjian		

OTHER PUBLICATIONS

11 pages from the website www.Thumbies.com dated Dec.
6, 2006.

* cited by examiner

Primary Examiner—Ralf Seifert

(74) *Attorney, Agent, or Firm*—Patent Technologies, LLC;
Robert D. Gunderman, Jr.

(57) **CLAIM**

The ornamental design for a decorative anatomical image
jewelry item, as shown and described.

DESCRIPTION

The characteristic feature of the design resides in a decorative
anatomical image portrayed on a bailed pendant where
the bail that is attached to the decorative anatomical image
ornamentally hides a hole in the decorative Anatomical
image.

A portion of the disclosure of this patent document contains
material which is subject to copyright protection. The copy-
right owner has no objection to the facsimile reproduction
by anyone of the patent document or the patent disclosure,
as it appears in the Patent and Trademark Office patent files
or records, but otherwise reserves all copyrights whatsoever.

FIG. 1 is a front elevational view of a decorative anatomical
image jewelry item showing my new design;

FIG. 2 is a front plan view;

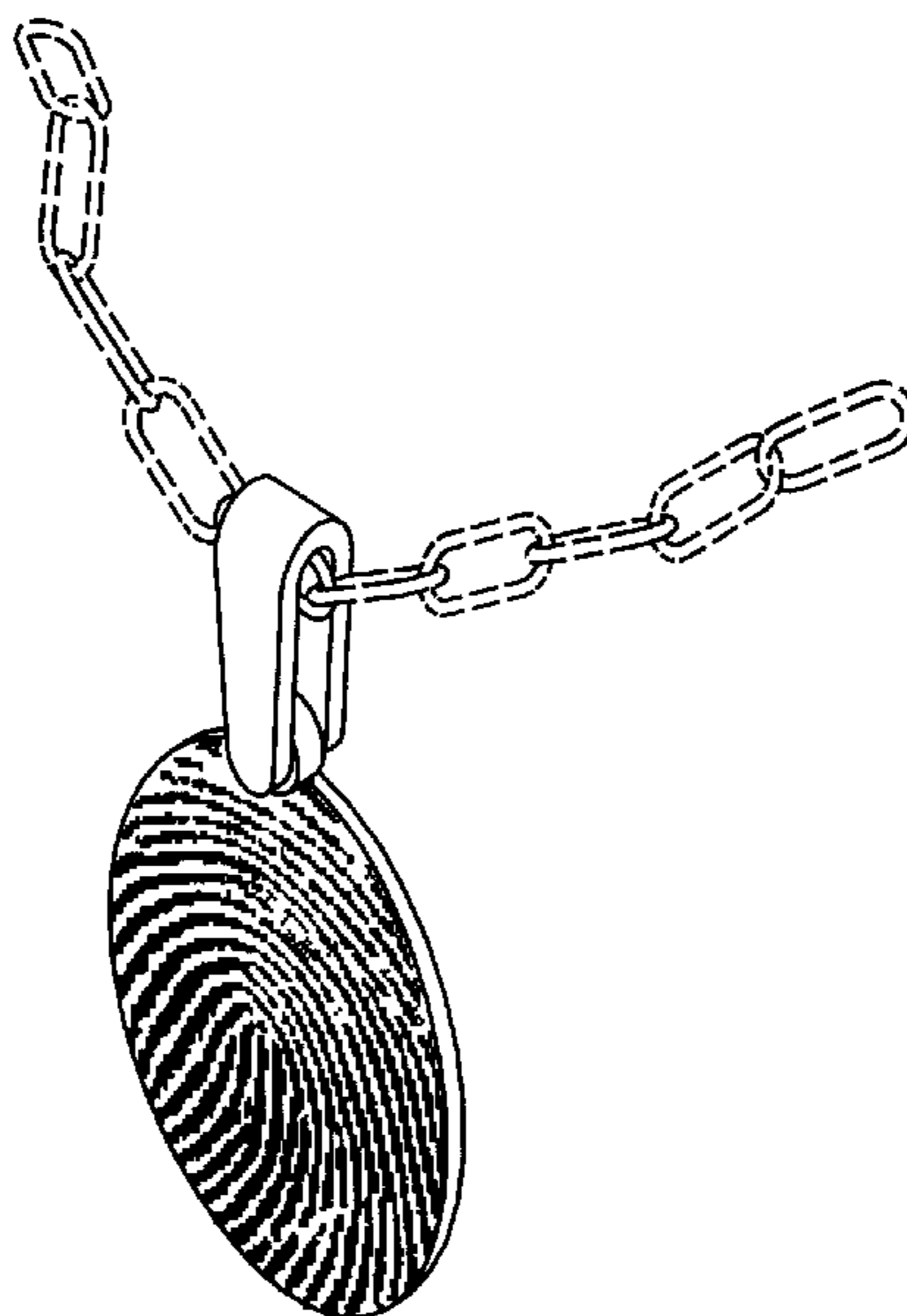
FIG. 3 is a right side elevational view;

FIG. 4 is a left side elevational view; and,

FIG. 5 is a rear plan view.

Any broken line illustration of environmental structure in
the drawings is for illustrative purposes only and forms no
part of the claimed design.

1 Claim, 5 Drawing Sheets



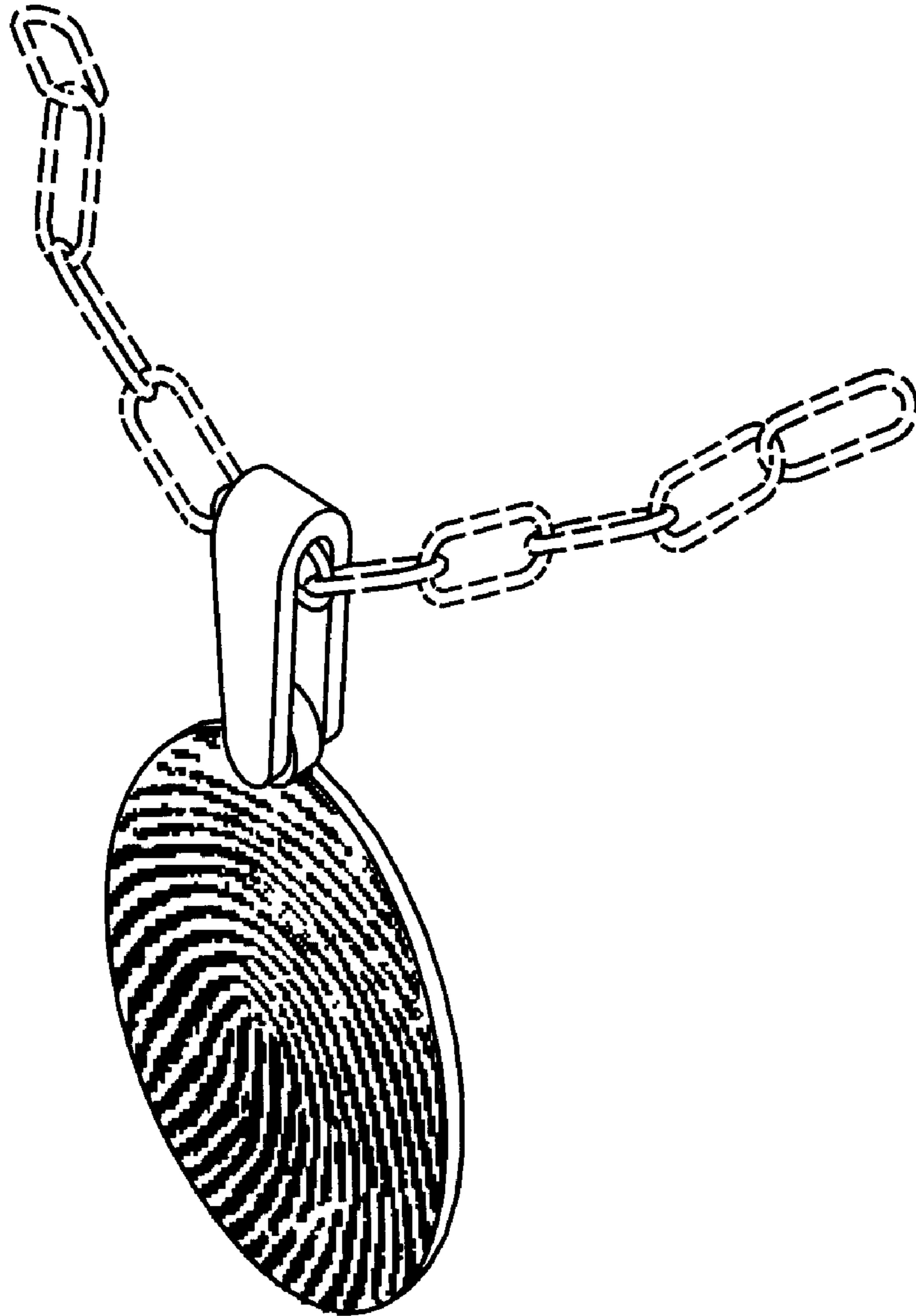


Fig. 1



Fig. 2

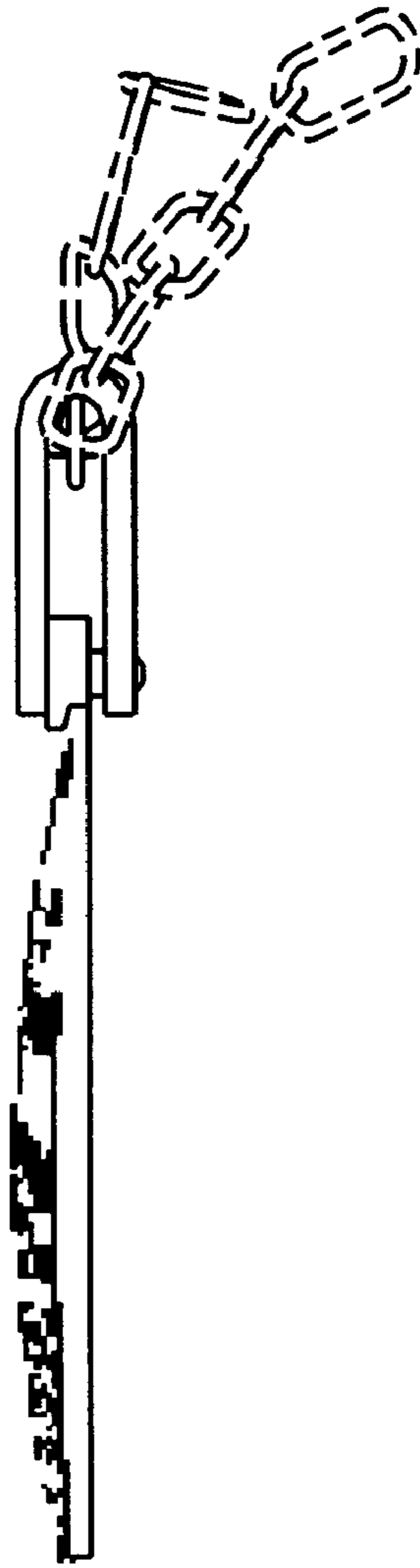


Fig. 3

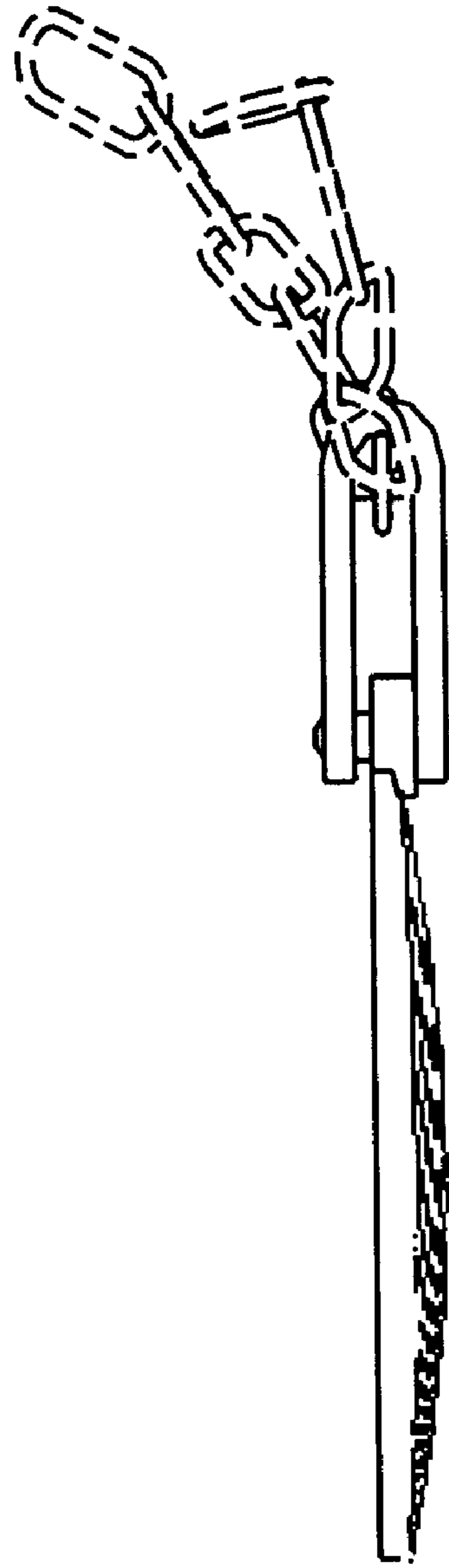


Fig. 4

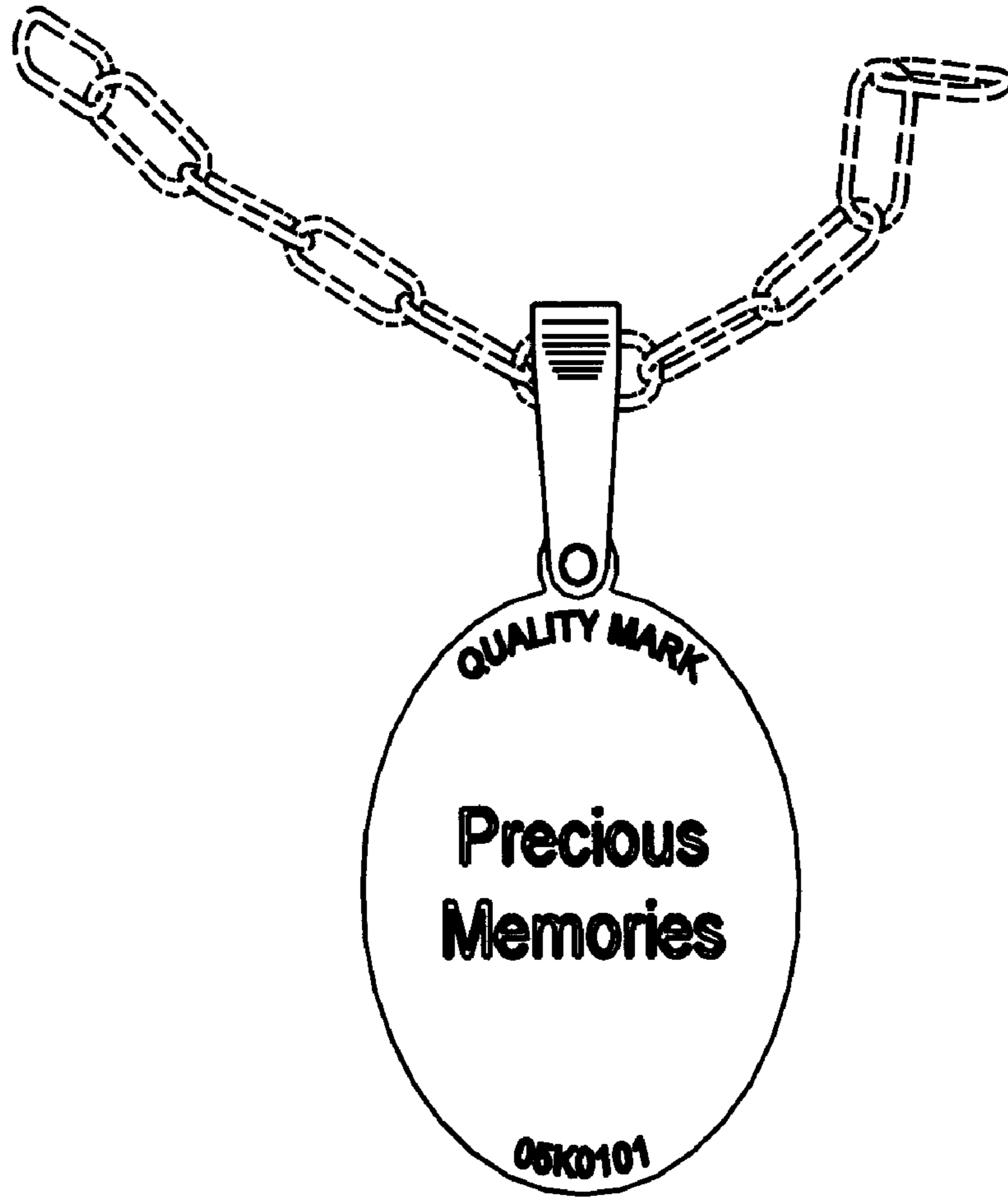


Fig. 5