

US00D544373S

(12) **United States Design Patent**
Chodat

(10) **Patent No.:** **US D544,373 S**
(45) **Date of Patent:** **** Jun. 12, 2007**

(54) **WRISTWATCH**

(75) Inventor: **Jean-Pierre Chodat**, Auvernier (CH)

(73) Assignee: **MGI Luxury Group, SA** (CH)

(**) Term: **14 Years**

(21) Appl. No.: **29/265,250**

(22) Filed: **Aug. 28, 2006**

(30) **Foreign Application Priority Data**

Mar. 29, 2006 (WO) DM/067681

(51) **LOC (8) Cl.** **10-02**

(52) **U.S. Cl.** **D10/32**

(58) **Field of Classification Search** D10/30-39;
368/276-278, 281-283, 285, 308, 228, 239-242;
D11/3, 4, 12; 63/3, 3.1, 3.2, 4; 224/164
See application file for complete search history.

(56) **References Cited**

U.S. PATENT DOCUMENTS

4,345,444	A	*	8/1982	Gay	63/4
D286,516	S	*	11/1986	Chodat	D11/3
D342,037	S	*	12/1993	Giardiello	D11/3
D355,371	S	*	2/1995	Strasser	D10/30
D403,248	S	*	12/1998	Magninat	D10/30
D409,943	S	*	5/1999	Chodat	D11/22
D421,919	S	*	3/2000	Bodino	D10/32
D434,335	S	*	11/2000	Amstutz	D10/32
D439,174	S	*	3/2001	Bodino	D10/32
D440,886	S	*	4/2001	Burgener	D10/32
D442,093	S	*	5/2001	Fuchs	D10/39

D445,697	S	*	7/2001	Hysek	D10/30
D450,602	S	*	11/2001	Strasser	D10/32
D461,724	S	*	8/2002	Roden	D10/32
D475,306	S	*	6/2003	Modolo	D10/39
D475,935	S	*	6/2003	Modolo	D10/39
D496,589	S	*	9/2004	Perrenoud	D10/30
D524,170	S	*	7/2006	Bulgari	D10/32
D526,215	S	*	8/2006	Calvani	D10/38
D526,912	S	*	8/2006	Calvani	D10/38
D526,913	S	*	8/2006	Calvani	D10/39
D530,630	S	*	10/2006	Calvani	D10/38

* cited by examiner

Primary Examiner—Lucy Lieberman

(74) *Attorney, Agent, or Firm*—Lott & Friedland, PA

(57) **CLAIM**

The ornamental design for a wristwatch, substantially as shown and described.

DESCRIPTION

FIG. 1 is a perspective view of the wristwatch of the present invention;

FIG. 2 is a front view of the wristwatch shown in FIG. 1;

FIG. 3 is a rear view of the wristwatch shown in FIG. 1;

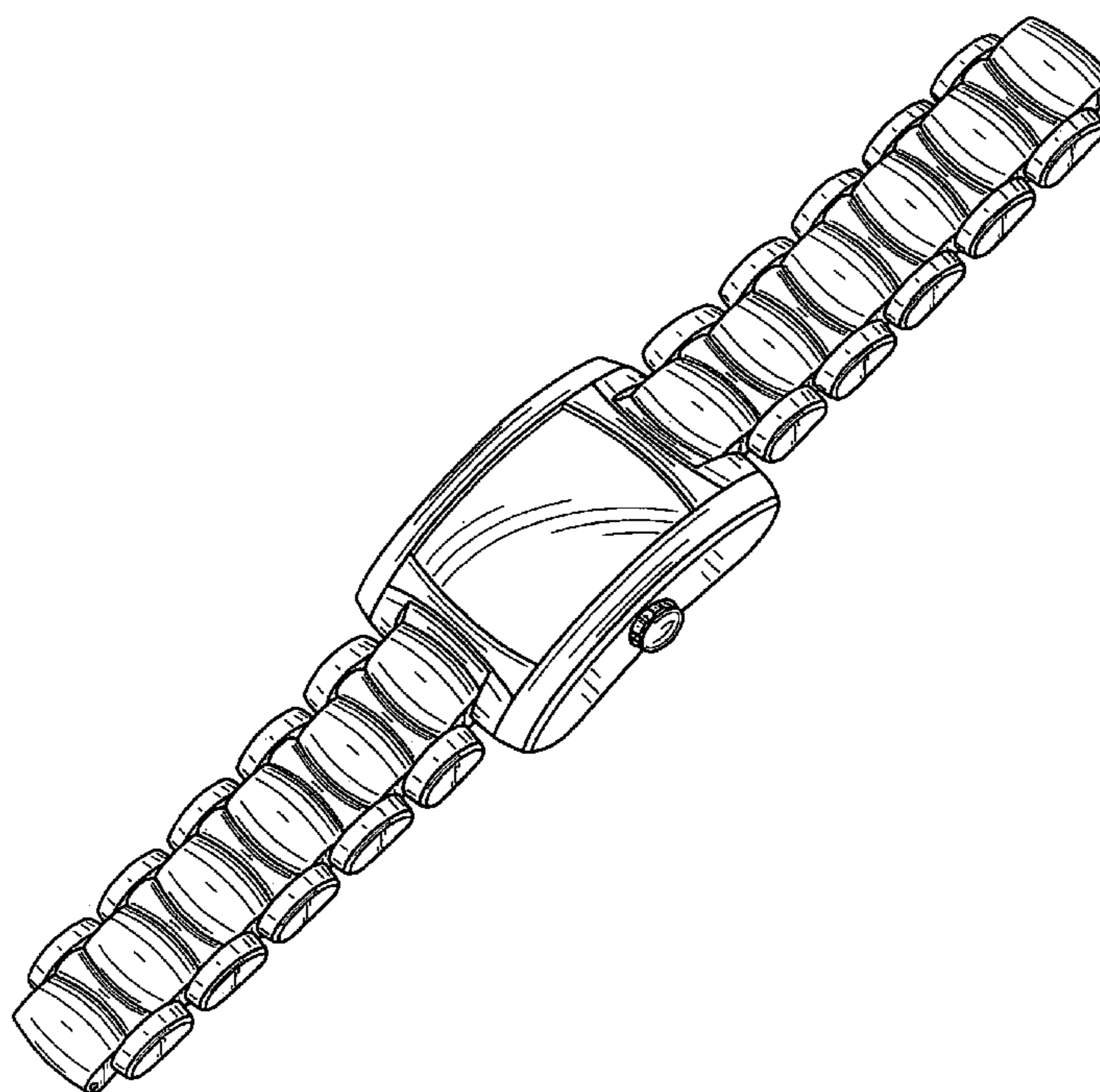
FIG. 4 is a left side elevational view of the wristwatch shown in FIG. 1;

FIG. 5 is a right side elevational view of the wristwatch shown in FIG. 1;

FIG. 6 is a top view of the wristwatch shown in FIG. 1; and,

FIG. 7 is a bottom view of the wristwatch shown in FIG. 1.

1 Claim, 4 Drawing Sheets



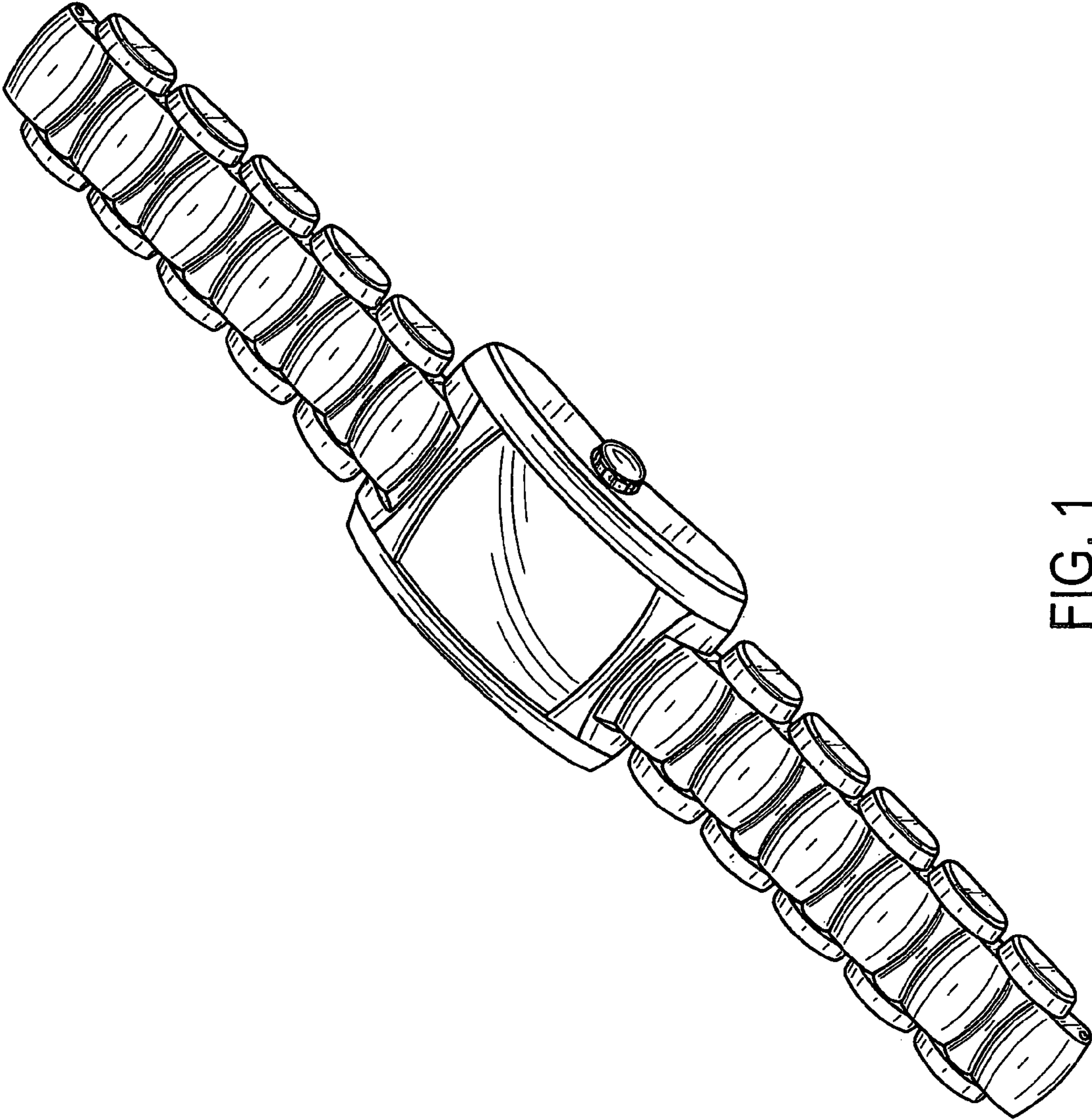


FIG. 1




FIG. 2




FIG. 3

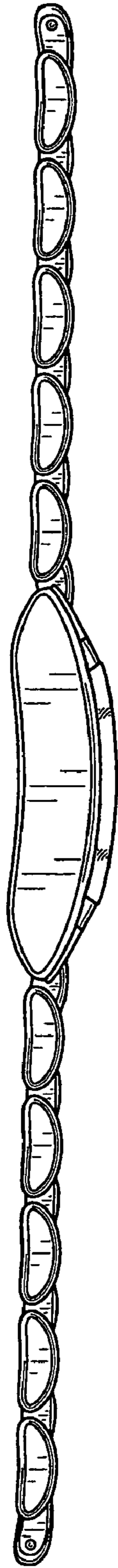


FIG. 4

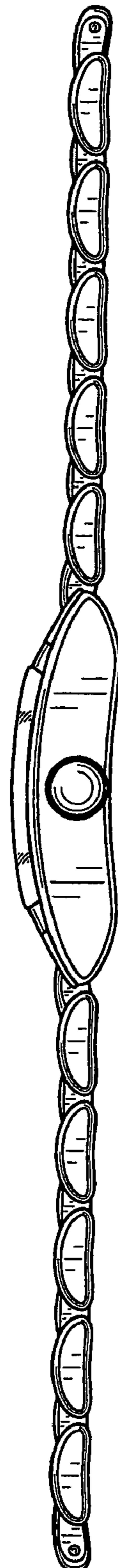


FIG. 5

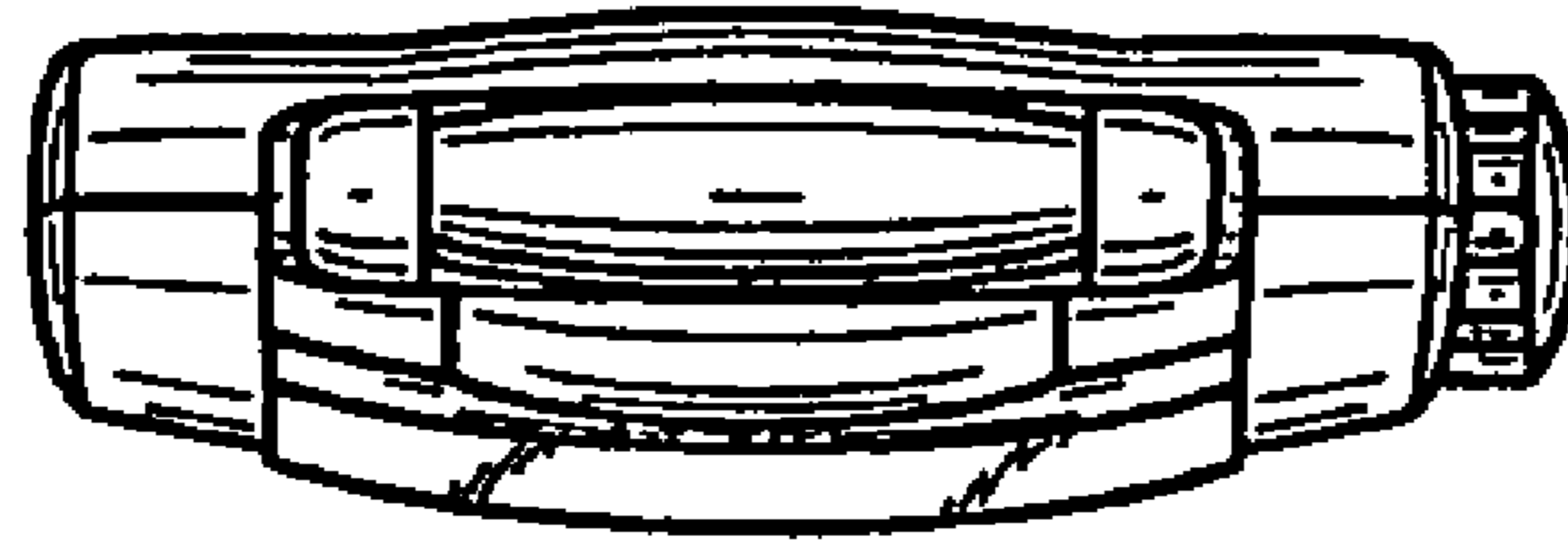


FIG. 6



FIG. 7