

US00D544370S

(12) **United States Design Patent**  
**Tuccillo**

(10) **Patent No.:** **US D544,370 S**

(45) **Date of Patent:** **\*\* Jun. 12, 2007**

(54) **PACKAGING FOR MEAT**

D506,397 S \* 6/2005 Hall ..... D9/761  
D526,478 S \* 8/2006 Priebe et al. .... D3/203.3

(76) Inventor: **Roy Tuccillo**, P.O. Box 887, Westbury,  
NY (US) 11590

\* cited by examiner

(\*\*) Term: **14 Years**

*Primary Examiner*—Mitchell Siegel  
*Assistant Examiner*—Shanda C. Hill  
(74) *Attorney, Agent, or Firm*—Collard & Roe, P.C.

(21) Appl. No.: **29/264,084**

(22) Filed: **Aug. 3, 2006**

(57) **CLAIM**

(51) **LOC (8) Cl.** ..... **09-03**

The ornamental design for a packaging for meat, as shown and described.

(52) **U.S. Cl.** ..... **D9/732**

(58) **Field of Classification Search** ..... D9/730,  
D9/732, 737, 756, 757, 759, 761, 762, 414,  
D9/415, 418, 424; D6/512, 515, 300; D3/201,  
D3/203.1, 203.2, 203.3; D24/224–227, 229,  
D24/230; 206/461, 528, 531–533, 538, 557,  
206/562, 564, 565; 221/80, 129, 173, 478;  
222/30, 92, 282

See application file for complete search history.

**DESCRIPTION**

(56) **References Cited**


**U.S. PATENT DOCUMENTS**

- 3,288,280 A \* 11/1966 Bostrom ..... 206/461
- D330,331 S \* 10/1992 Hsiao ..... D9/732
- D387,977 S \* 12/1997 Kallgren ..... D9/732
- D399,134 S \* 10/1998 Lidle, Jr. .... D9/757
- D401,503 S \* 11/1998 Domenget ..... D9/732
- D417,146 S \* 11/1999 St. Pierre et al. .... D9/732
- D506,146 S \* 6/2005 Hall ..... D9/761

FIG. 1 shows a top perspective view of a packaging for meat showing my new design;  
FIG. 2 is a right side view thereof;  
FIG. 3 is a left side view thereof;  
FIG. 4 is a back view thereof;  
FIG. 5 is a front view thereof;  
FIG. 6 is a top view thereof; and,  
FIG. 7 is a bottom view thereof.

The broken lines shown in the drawing disclosure are for illustrative purposes only and form no part of the claimed design. The larger dashed lines are meant to represent perforation.

**1 Claim, 4 Drawing Sheets**



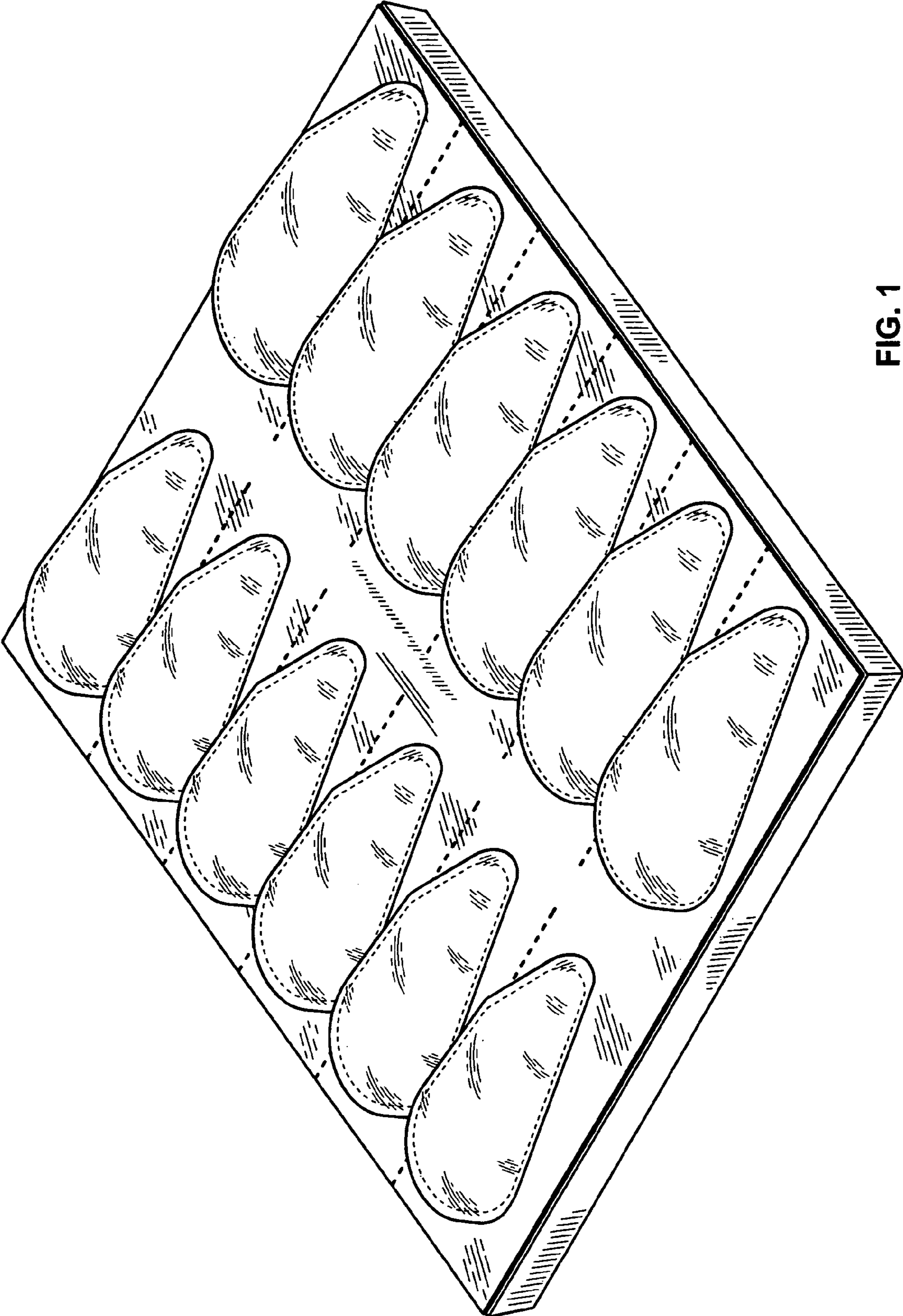


FIG. 1

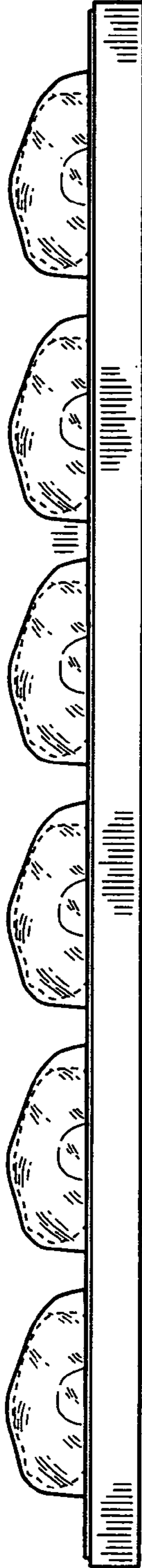


FIG. 2

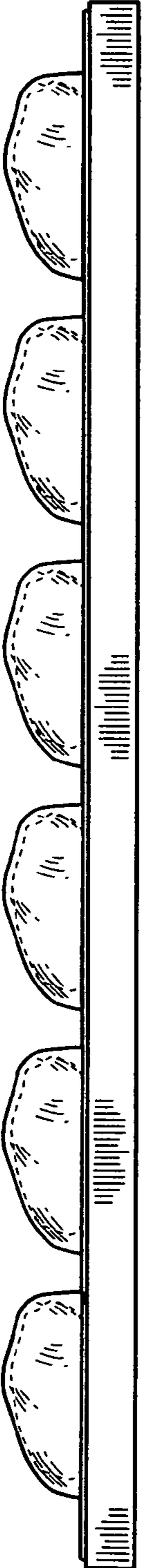


FIG. 3

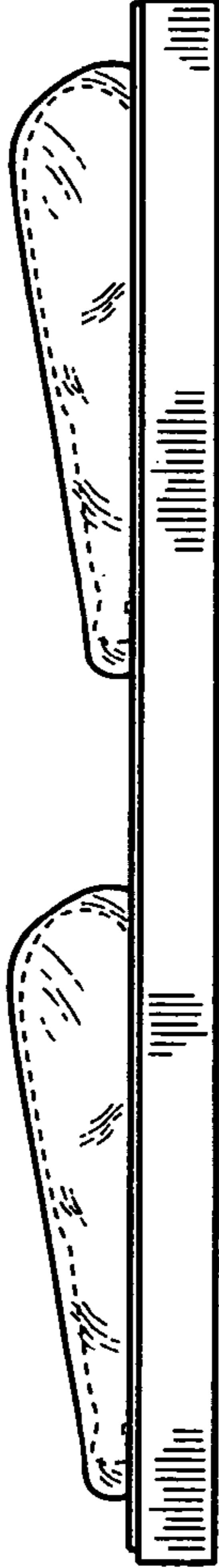


FIG. 4

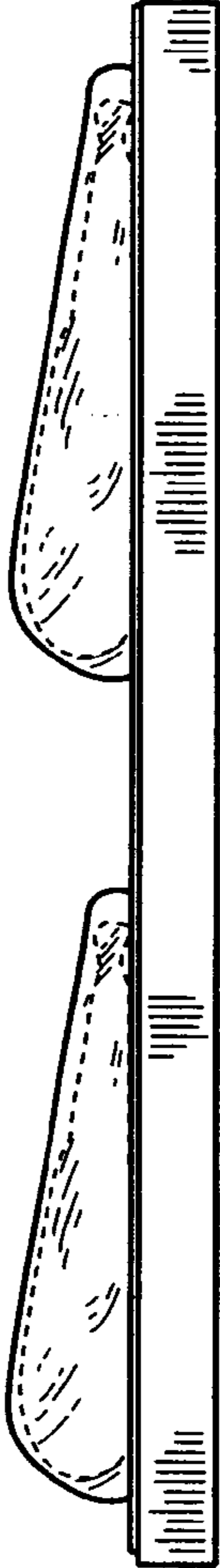


FIG. 5

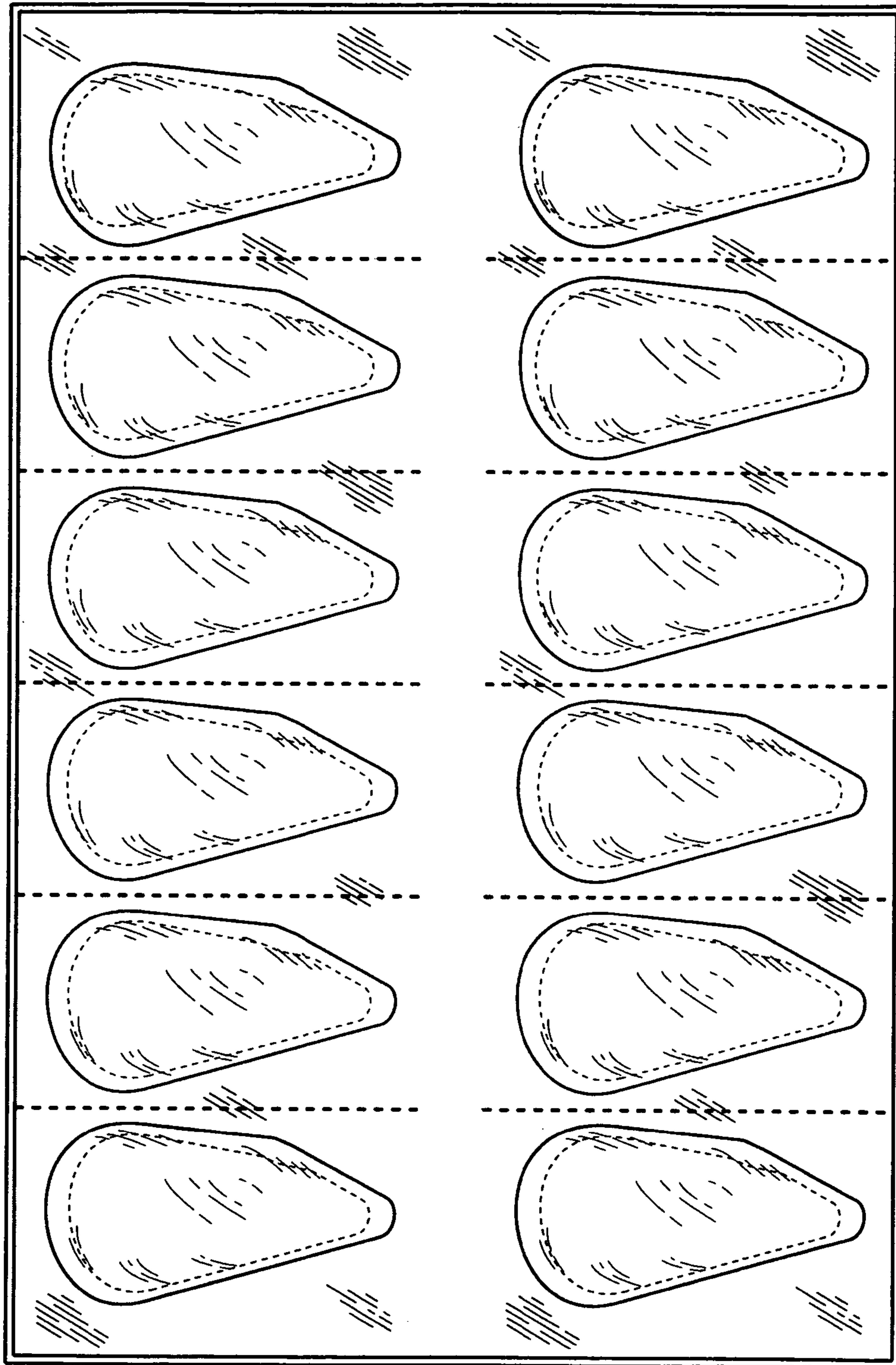


FIG. 6

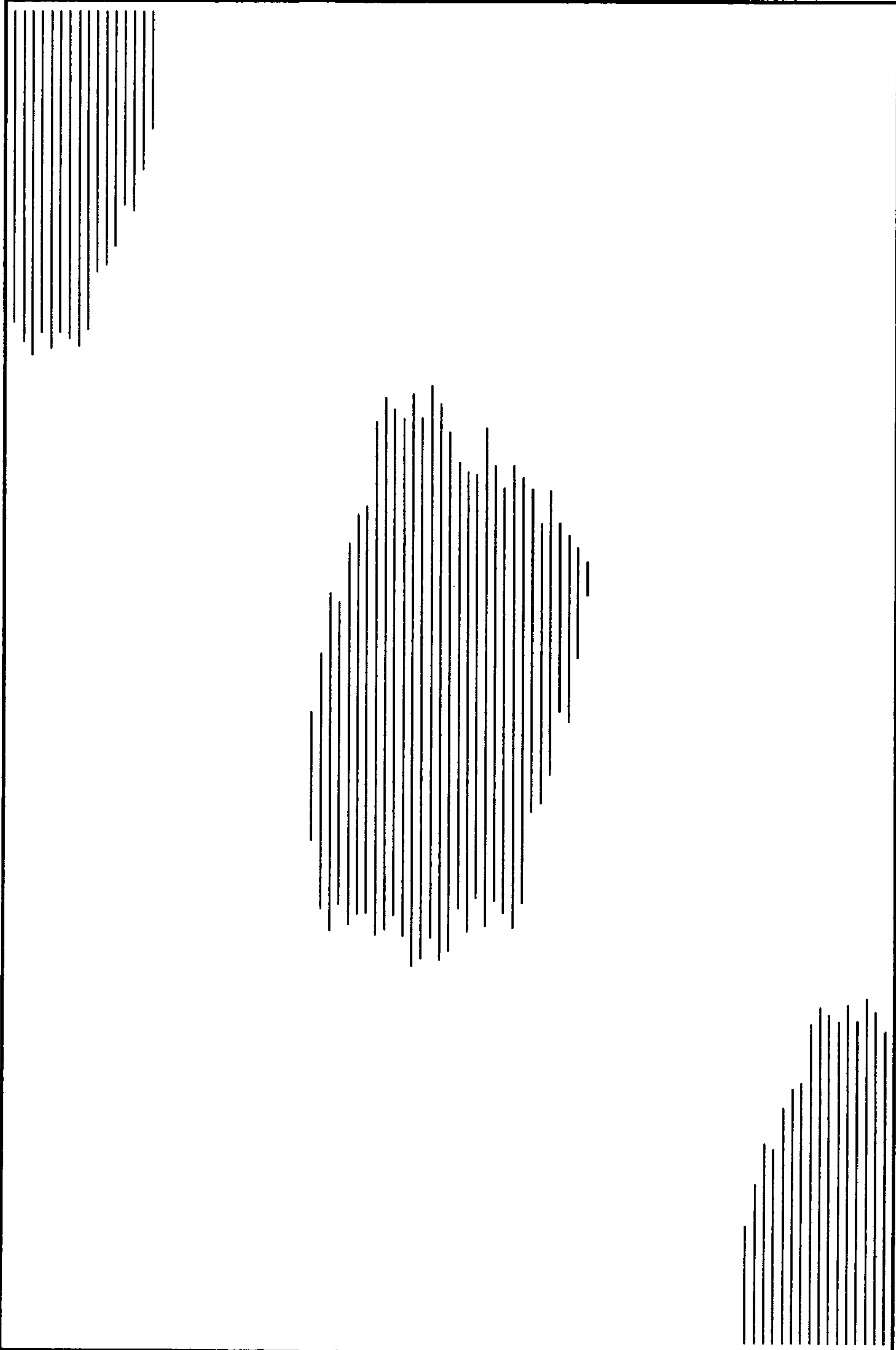


FIG. 7