



US00D544368S

(12) **United States Design Patent** (10) **Patent No.: US D544,368 S**
Blasko et al. (45) **Date of Patent: ** *Jun. 12, 2007**

- (54) **PRODUCT CONTAINER** 5,352,466 A * 10/1994 Delonis 426/123
- (75) Inventors: **Tanya Nicole Blasko**, Cincinnati, OH 5,866,419 A 2/1999 Meder
- (US); **Stacy Alycia Thomas**, Chicago, 6,068,181 A * 5/2000 Cai 229/116.1
- IL (US); **Erica Heidi Hollman**, 6,214,392 B1 * 4/2001 Ramirez 426/106
- Kenosha, WI (US) 6,309,105 B1 * 10/2001 Palumbo 383/211
- (73) Assignee: **The Procter & Gamble Company**, D459,229 S 6/2002 Paul
- Cincinnati, OH (US) D468,059 S 12/2002 Fuller
- D468,210 S 1/2003 Joubert
- D478,810 S 8/2003 Wilson
- D493,364 S 7/2004 Papiernik
- D497,038 S 10/2004 Tsai
- (*) Notice: This patent is subject to a terminal dis- 2004/0136619 A1 * 7/2004 Spork et al. 383/88
- claimer.

(**) Term: **14 Years**

(21) Appl. No.: **29/216,511**

(22) Filed: **Nov. 4, 2004**

- (51) **LOC (8) Cl.** **09-01**
- (52) **U.S. Cl.** **D9/693**
- (58) **Field of Classification Search** D9/523,
- D9/527, 703-714, 720-722, 729; 206/459.5,
- 206/466, 210; 222/107; 426/2, 79-82, 90,
- 426/106, 116, 143; 383/42, 207
- See application file for complete search history.

(56) **References Cited**

U.S. PATENT DOCUMENTS

- D78,886 S 7/1929 Grubb
- D190,784 S 6/1961 Kruck
- 3,312,337 A * 4/1967 Martin 206/497
- D274,499 S 7/1984 Soos
- 4,596,713 A * 6/1986 Burdette 426/107
- 4,739,879 A * 4/1988 Nakamura 206/205
- 4,769,245 A * 9/1988 Farrar et al. 426/106
- 4,874,620 A * 10/1989 Mendenhall et al. 426/113

OTHER PUBLICATIONS

Estee Lauder Cyber White Product Bottle Design, Bea's UP, p. 33 (Feb. 2005).

* cited by examiner

Primary Examiner—Stella Reid
Assistant Examiner—Rashida C. McCoy
(74) *Attorney, Agent, or Firm*—John M. Howell

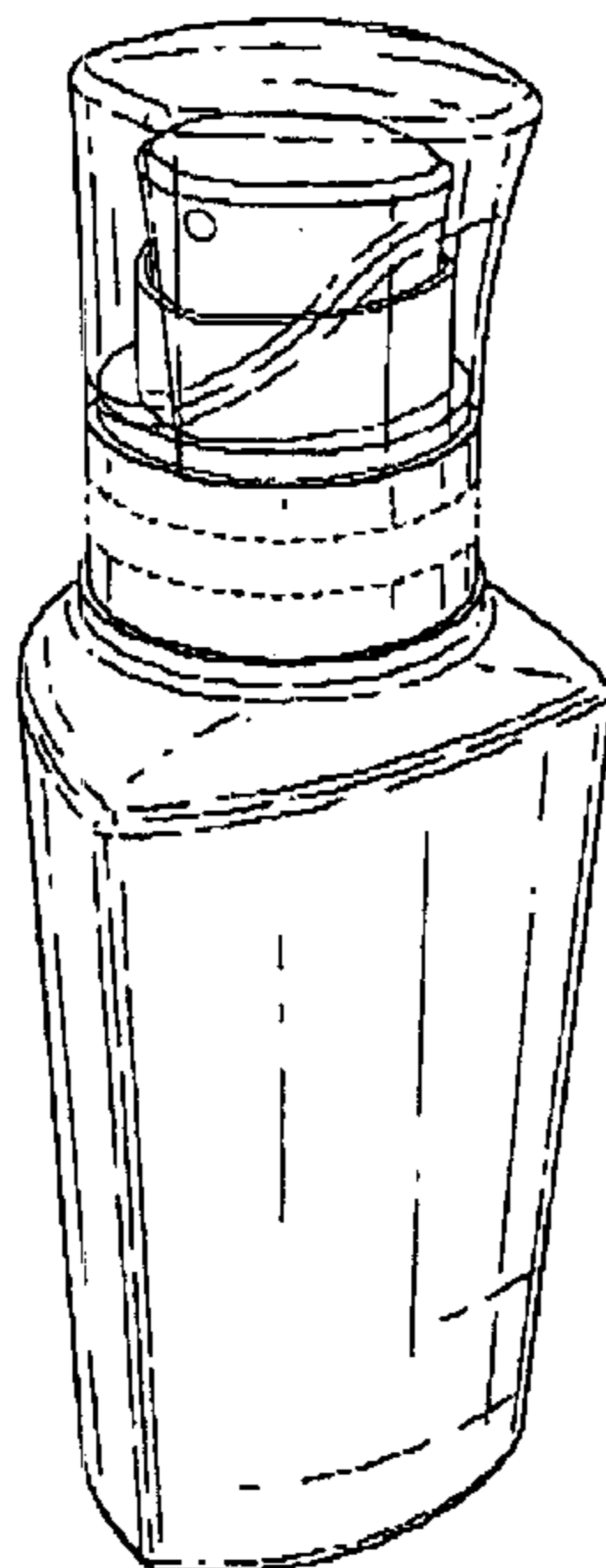
(57) **CLAIM**

The ornamental design for a product container, as shown and described.

DESCRIPTION

FIG. 1 is a front perspective view of a product container showing my new design;
FIG. 2 is a top plan view thereof;
FIG. 3 is a front view thereof;
FIG. 4 is a rear view thereof;
FIG. 5 is a right side view thereof; and,
FIG. 6 is a bottom view thereof.

1 Claim, 2 Drawing Sheets



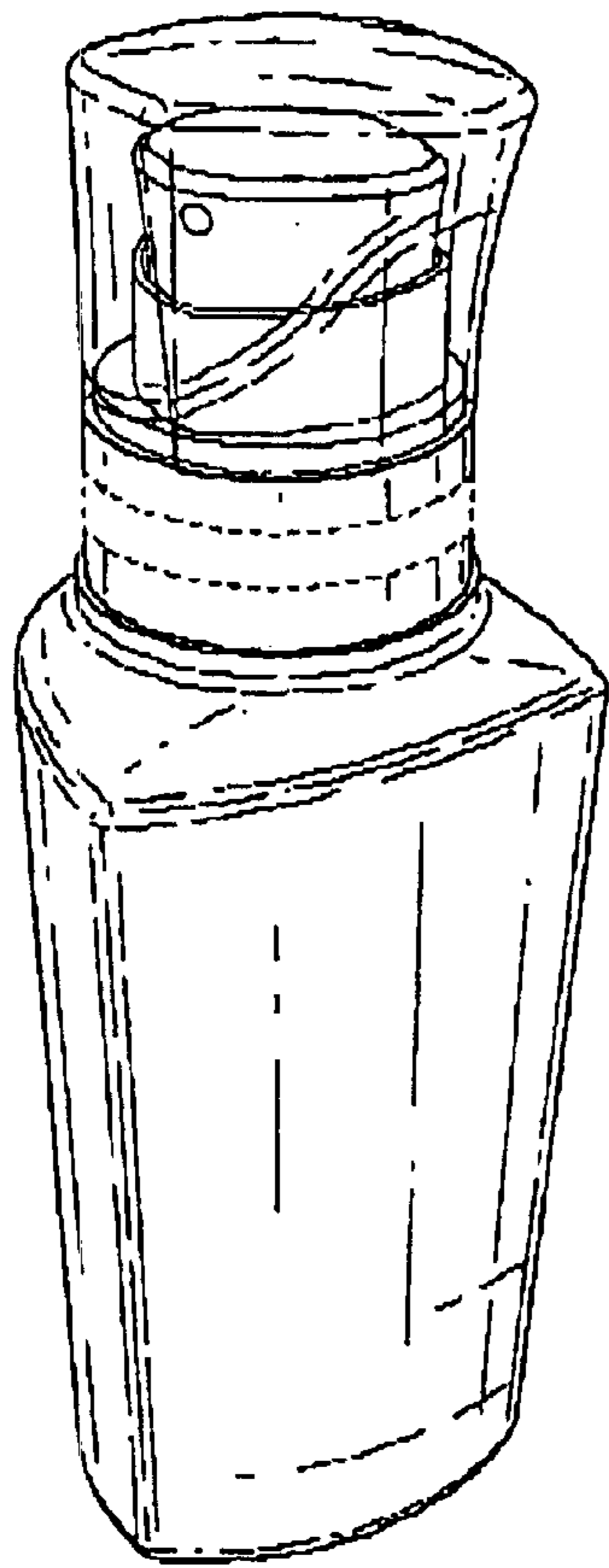


Fig. 1

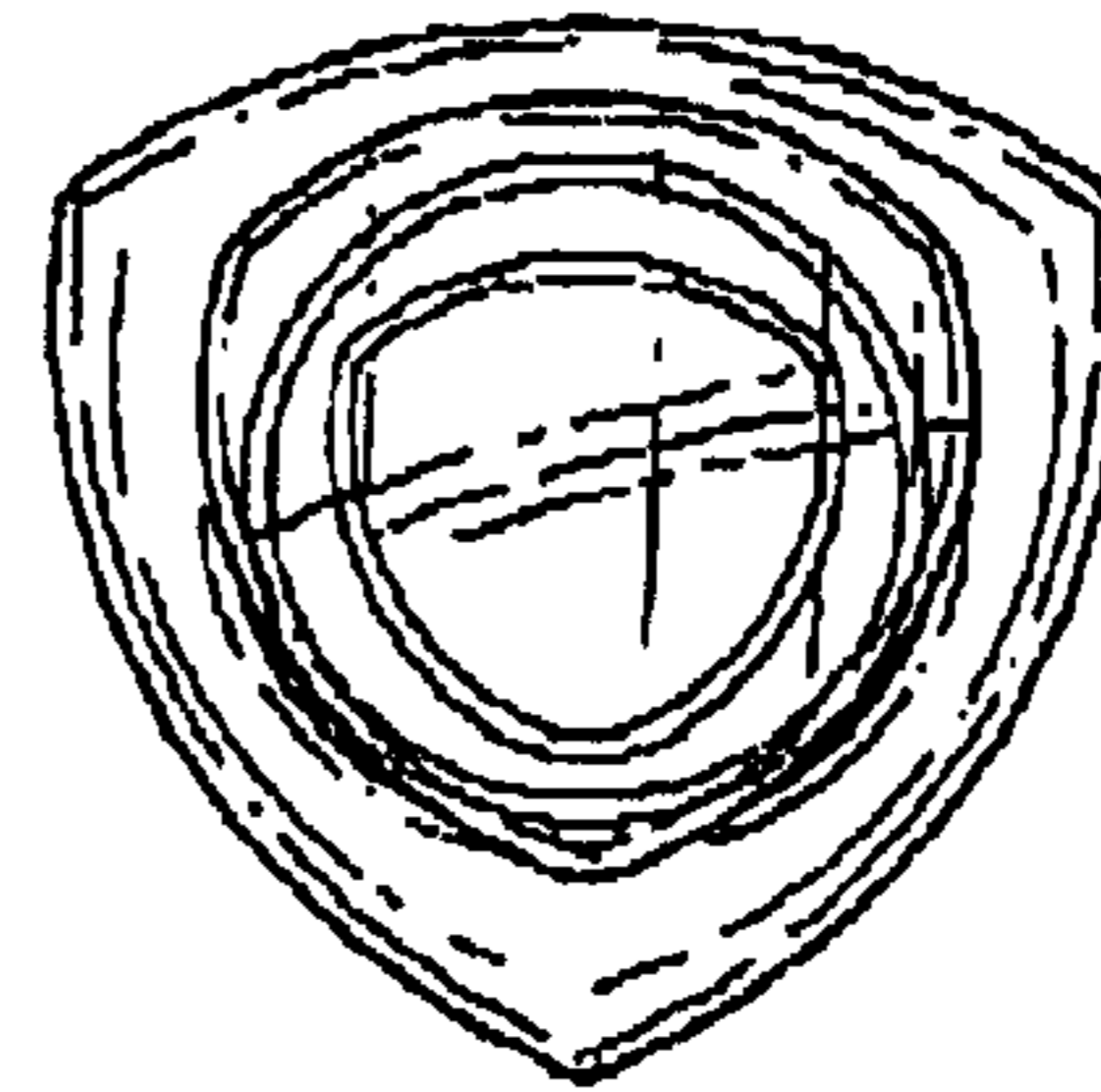


Fig. 2



Fig. 3



Fig. 4



Fig. 5

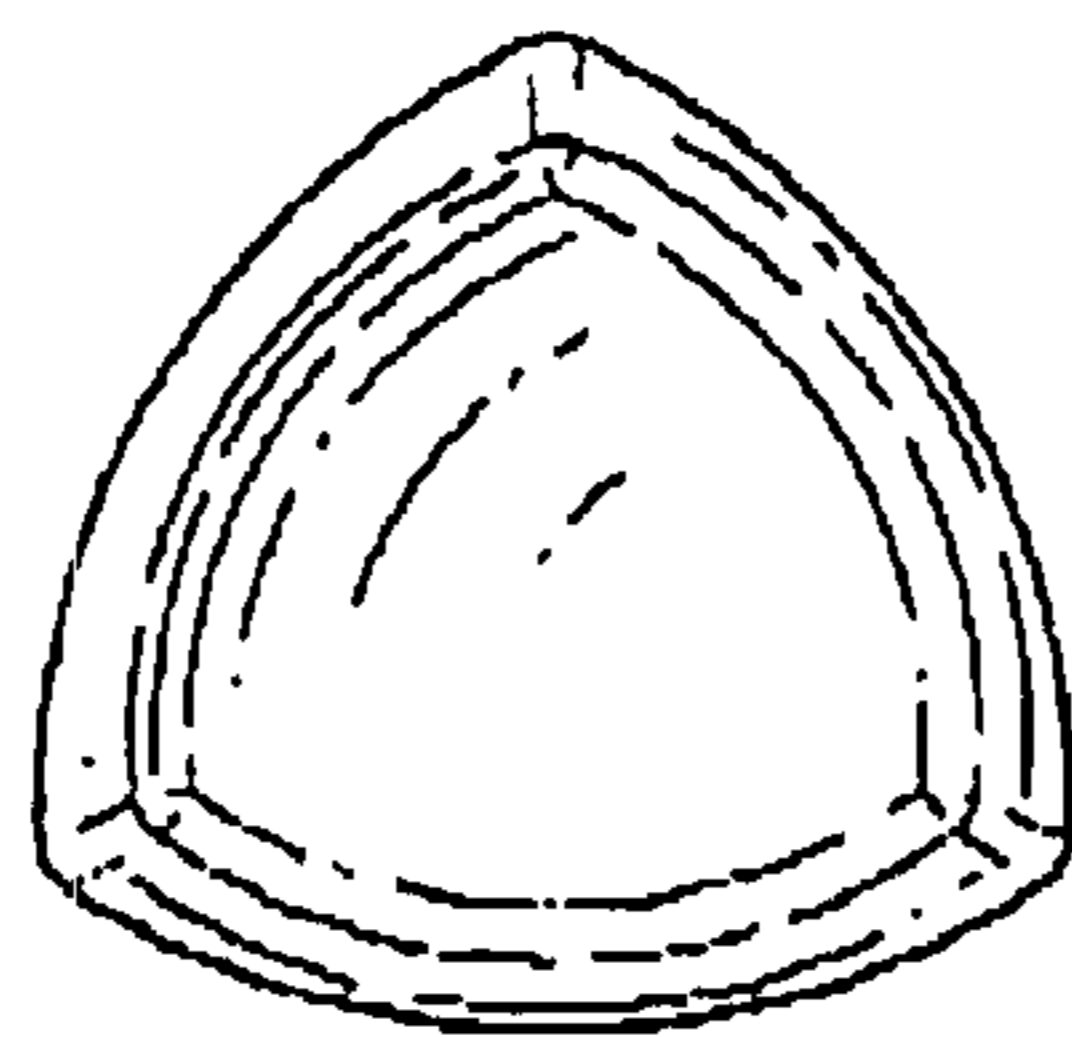


Fig. 6