

US00D544363S

(12) **United States Design Patent**  
**Hendricks et al.**

(10) **Patent No.:** **US D544,363 S**

(45) **Date of Patent:** **\*\* Jun. 12, 2007**

(54) **CONTAINER**

(75) Inventors: **William J. Hendricks**, Windham, NH  
(US); **Maureen Kane**, Hatboro, PA  
(US); **Gary LaCroix**, North Wales, PA  
(US)

(73) Assignee: **Welch Foods Inc., a Cooperative**,  
Concord, MA (US)

(\*\*) Term: **14 Years**

(21) Appl. No.: **29/215,084**

(22) Filed: **Oct. 13, 2004**

(51) **LOC (8) Cl.** ..... **09-01**

(52) **U.S. Cl.** ..... **D9/555**

(58) **Field of Classification Search** ..... D9/682,  
D9/686, 688-692, 773-774, 776-779, 781,  
D9/516, 529, 544-546, 549, 553-558, 566-568,  
D9/574; 215/381-385, 396, 398; 220/660,  
220/669, 675; D7/300, 590-591, 598

See application file for complete search history.

(56) **References Cited**

**U.S. PATENT DOCUMENTS**

- D93,072 S \* 8/1934 Westlake ..... D9/545
- D98,730 S \* 2/1936 McCullough ..... D9/555 X
- D100,495 S \* 7/1936 Goggin ..... D9/555
- D155,134 S \* 9/1949 Dykstra ..... D9/568
- D178,529 S \* 8/1956 Lorenzen ..... D9/555
- D189,654 S \* 1/1961 Wish ..... D7/590
- D201,840 S \* 8/1965 Hauser ..... D9/555
- D238,930 S \* 2/1976 Dadmun ..... D7/300 X
- D395,826 S \* 7/1998 Hygaard, Sr. .... D9/553 X

- D411,457 S \* 6/1999 Ruda et al. .... D9/553 X
- D411,740 S \* 6/1999 Kim ..... D9/553 X
- D448,677 S \* 10/2001 Krich ..... D9/553

\* cited by examiner

*Primary Examiner*—Carol Rademaker

(74) *Attorney, Agent, or Firm*—Carstens & Cahoon, LLP;  
Colin P. Cahoon

(57) **CLAIM**

The ornamental design for a container, as shown and described.

**DESCRIPTION**

FIG. 1 is a perspective view of the container of the present invention;

FIG. 2 is a front elevation view of the container of the present invention, with the rear elevation view being identical;

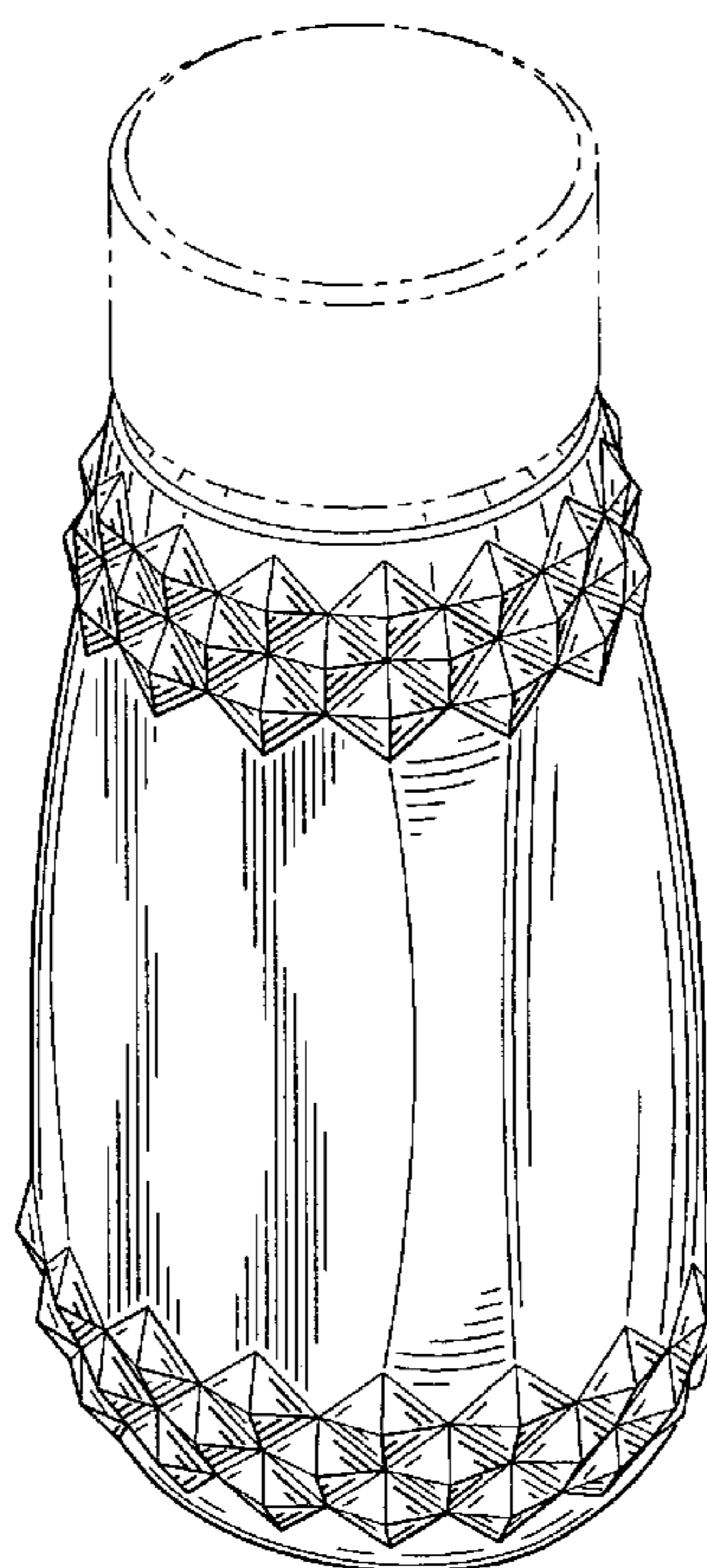
FIG. 3 is a right side elevation view of the container of the present invention, with the left side elevation view being identical;

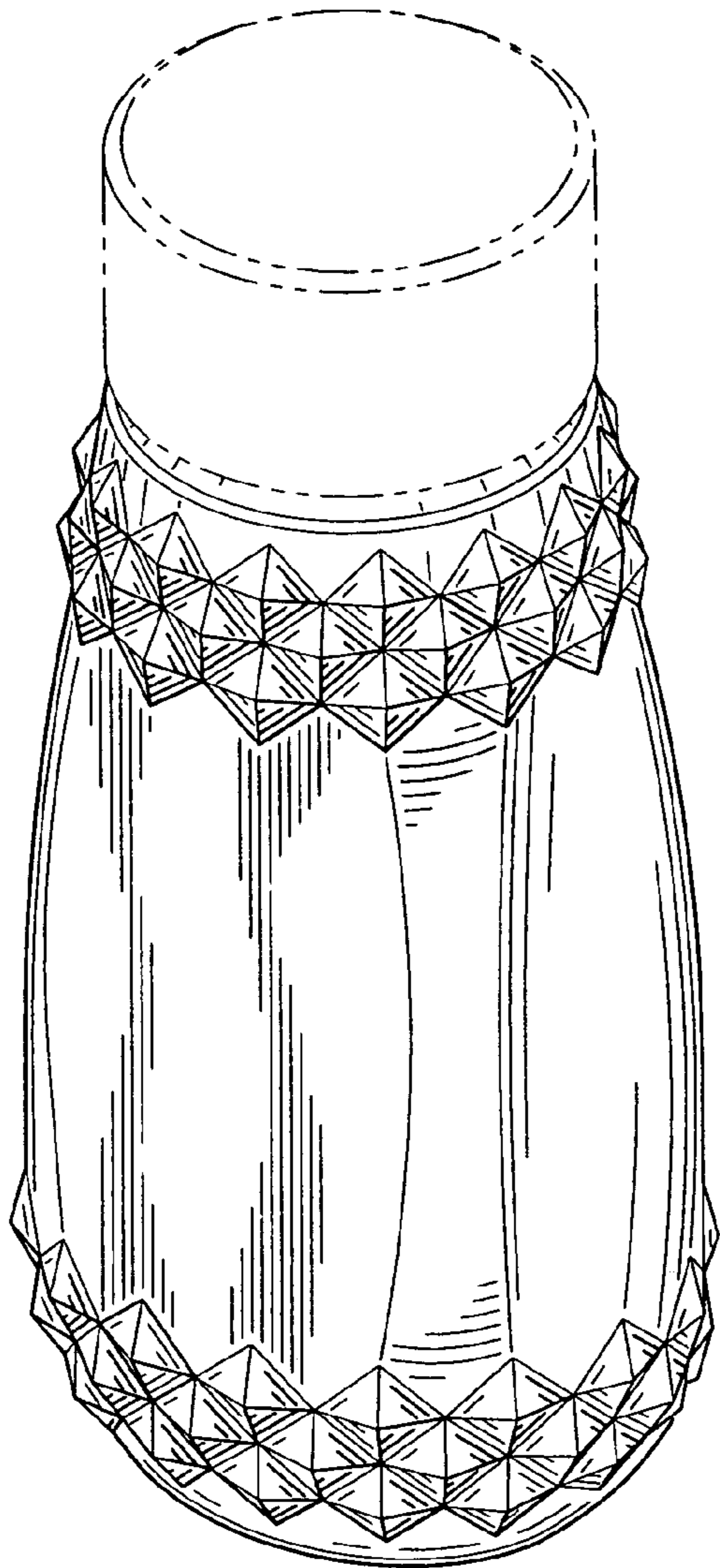
FIG. 4 is a top plan view of the container of the present invention; and,

FIG. 5 is a bottom plan view of the container of the present invention.

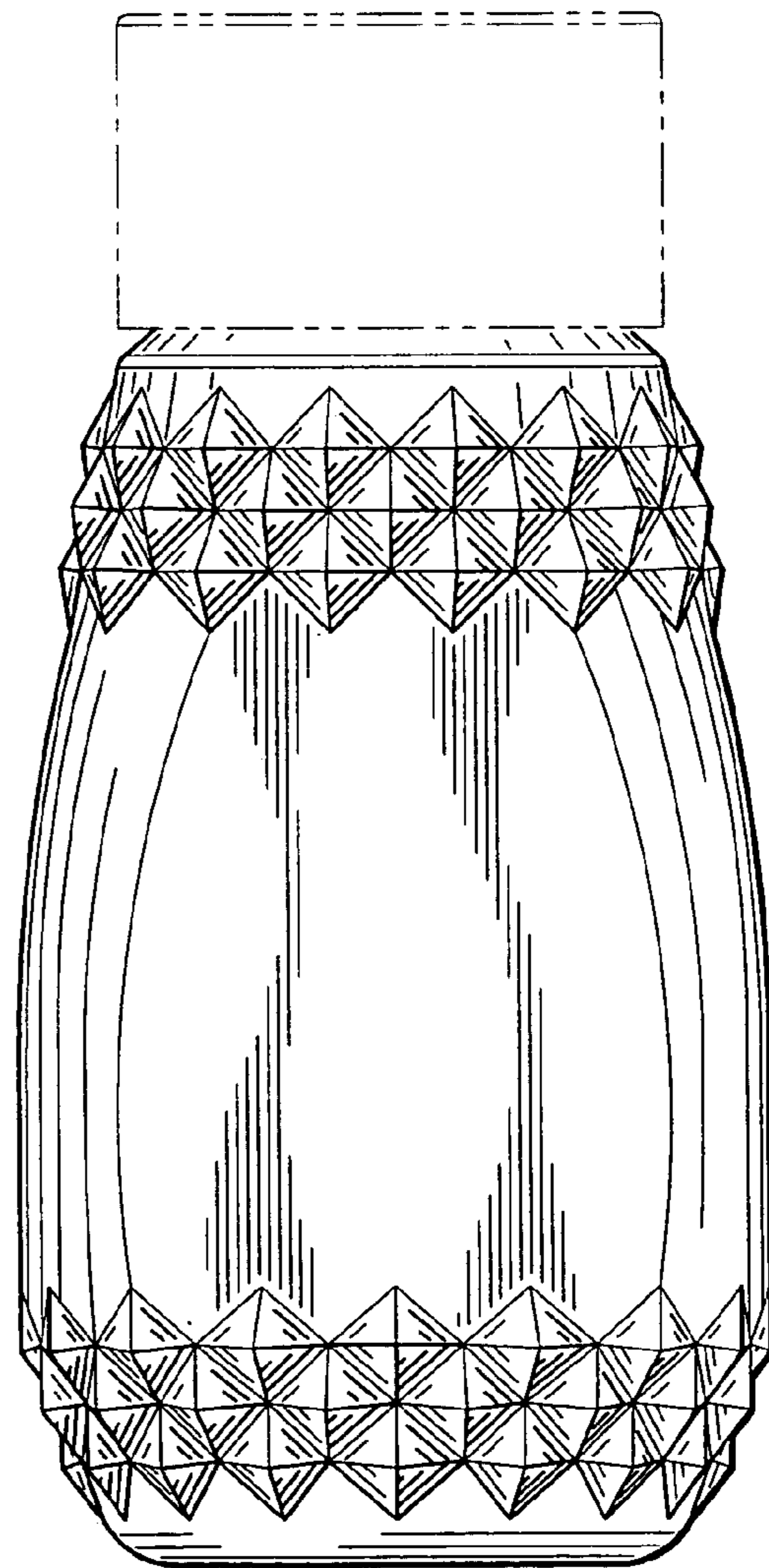
The broken lines shown in the drawings are for illustrative purposes only and form no part of the claimed design. The broken lines which define the bounds of the claimed design form no part thereof.

**1 Claim, 2 Drawing Sheets**

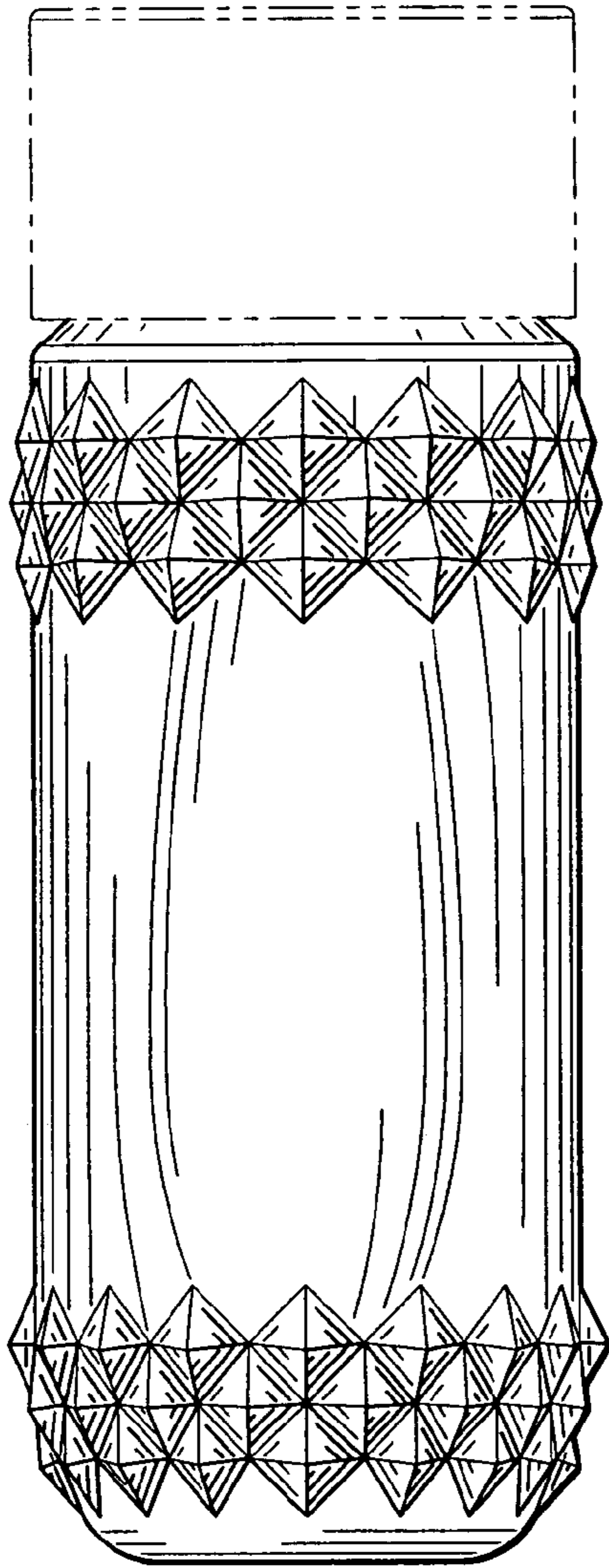




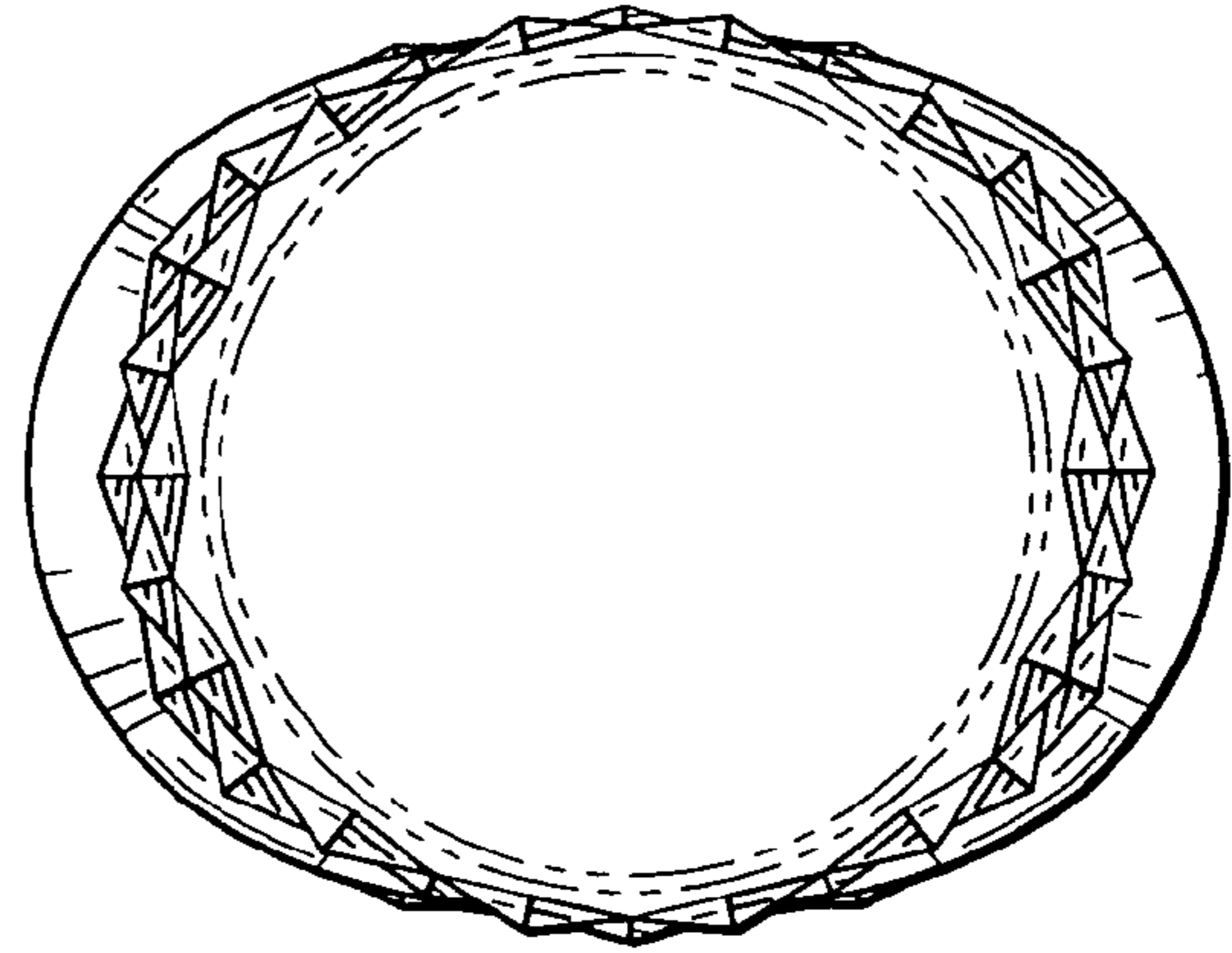
*FIG. 1*




*FIG. 2*



*FIG. 3*



*FIG. 4*



*FIG. 5*