

US00D544357S

(12) **United States Design Patent**
Stoddard

(10) **Patent No.:** **US D544,357 S**

(45) **Date of Patent:** **** Jun. 12, 2007**

(54) **SET OF SURFACE PADS FOR A BOTTLE**
(76) Inventor: **David C. F. Stoddard**, 2862 Elliott Cir.
NE., Atlanta, GA (US) 30305-2727
(**) Term: **14 Years**
(21) Appl. No.: **29/246,620**
(22) Filed: **Apr. 27, 2006**
(51) **LOC (8) Cl.** **09-01**
(52) **U.S. Cl.** **D9/516**
(58) **Field of Classification Search** D9/682,
D9/686-687, 691, 694, 773, 516, 530, 541-546,
D9/553-554, 556, 560, 566-567, 569, 572,
D9/574-575; D7/300, 590-591, 598; 215/381-385,
215/396, 398; 220/660, 669, 675
See application file for complete search history.

D258,720 S 3/1981 Evans et al.
D298,804 S * 12/1988 Brindfors D9/550
D317,256 S 6/1991 Samuels
D328,009 S * 7/1992 Kornick et al. D7/591
D342,029 S * 12/1993 Tsantalis D9/641
5,350,078 A 9/1994 Potts et al.
6,145,681 A 11/2000 Chimetto et al.
6,161,713 A 12/2000 Krich
6,659,300 B2 12/2003 Wurster et al.
6,695,162 B1 2/2004 Boukobza et al.
6,749,075 B2 6/2004 Bourque et al.
6,964,345 B2 11/2005 Wetherell, Jr. et al.
D512,641 S 12/2005 Anderson et al.
6,974,047 B2 12/2005 Kelley et al.
D521,390 S * 5/2006 Andoh D9/560 X

* cited by examiner

Primary Examiner—Carol Rademaker
(74) *Attorney, Agent, or Firm*—Duane Morris LLP

(56) **References Cited**

U.S. PATENT DOCUMENTS

217,559 A * 7/1879 Swope 215/386 X
852,360 A * 4/1907 Warner 215/383
D41,560 S * 7/1911 Hays D9/560
D69,215 S * 1/1926 Guilhem D9/556 X
D88,152 S * 11/1932 Kahn D9/546
D90,196 S * 6/1933 Lelong D9/544
D97,723 S * 12/1935 Weeks D9/555 X
D125,921 S * 3/1941 McIntosh D9/545
D130,199 S * 10/1941 Mamlok D9/544
D145,275 S 7/1946 Scott
D160,653 S * 10/1950 Overhamm D9/550
D193,637 S 9/1962 Ferraro
3,126,139 A * 3/1964 Schecter 215/382 X
D208,380 S * 8/1967 Schnur D9/556
3,536,500 A 10/1970 Cleereman et al.
D243,387 S * 2/1977 de Jouennes D9/545 X
D258,047 S * 1/1981 Strand D9/545 X

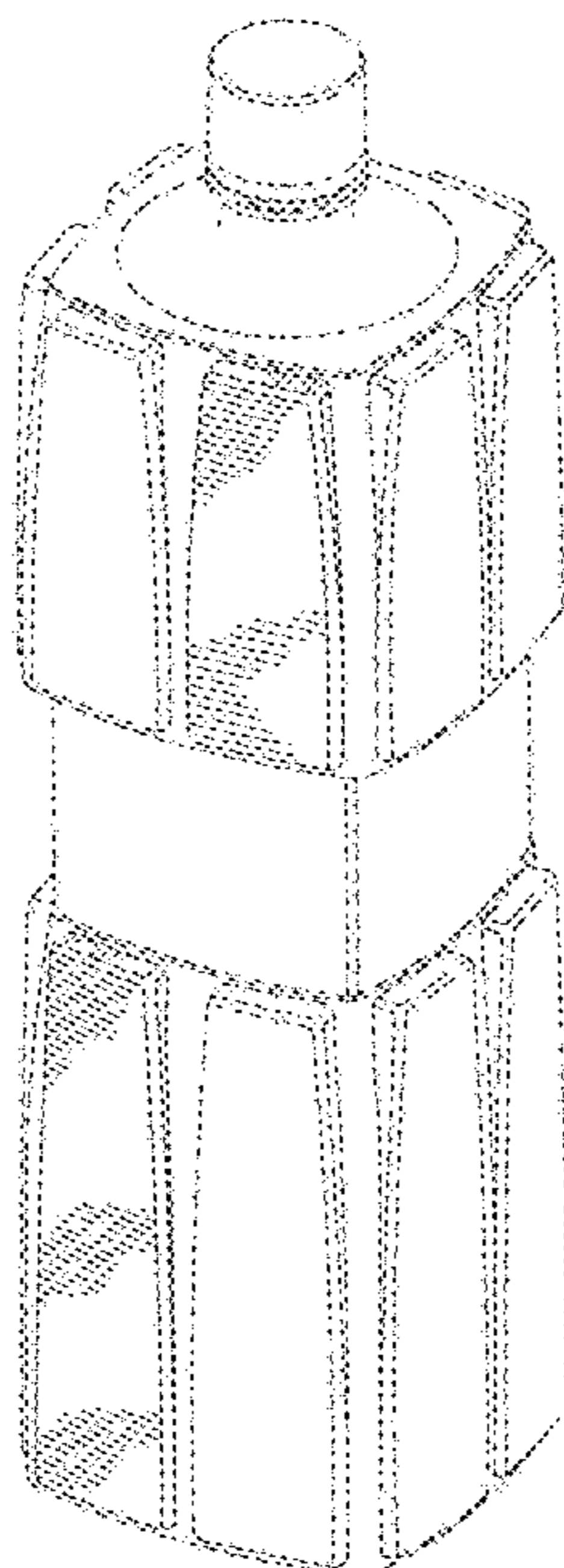
(57) **CLAIM**

The ornamental design for set of surface pads for a bottle, as shown and described.

DESCRIPTION

FIG. 1 is a front perspective view of a set of surface pads for a bottle according to the invention;
FIG. 2 is a front view of the set of surface pads for a bottle;
FIG. 3 is a rear view of the set of surface pads for a bottle;
FIG. 4 is a top view of the set of surface pads for a bottle; and,
FIG. 5 is a bottom view of the set of surface pads for a bottle.
The broken lines shown in the drawings are for illustrative purposes only and form no part of the claimed design.

1 Claim, 3 Drawing Sheets



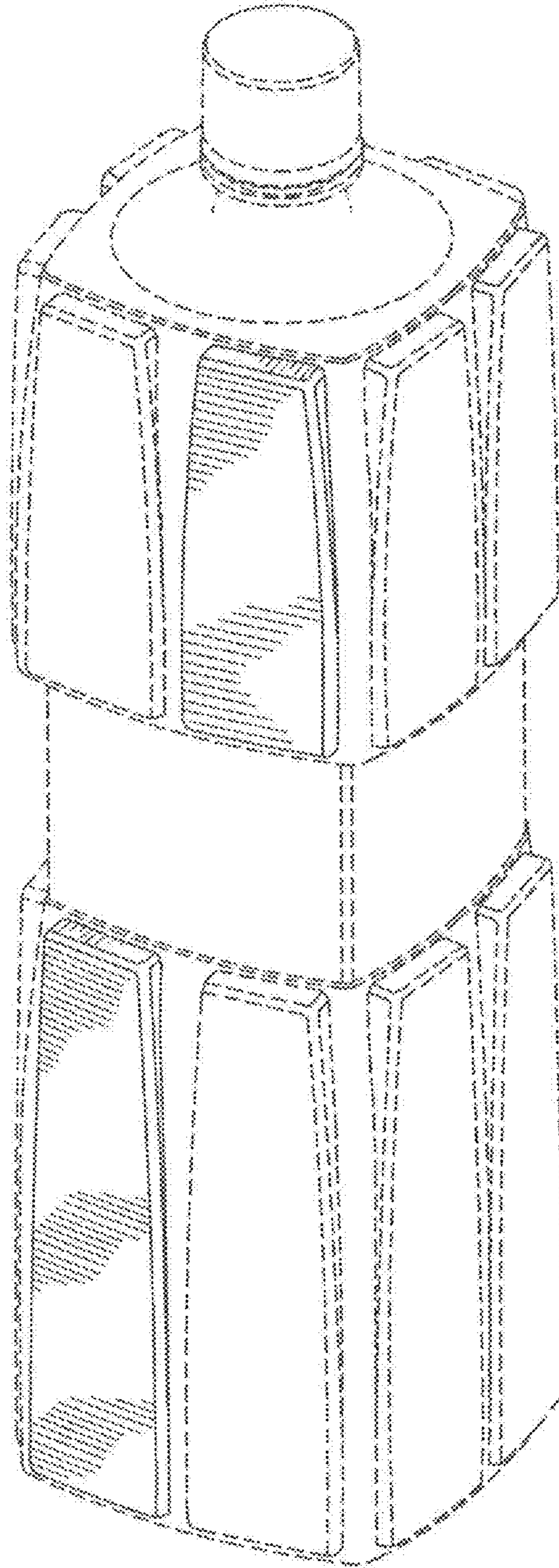


FIG. 1

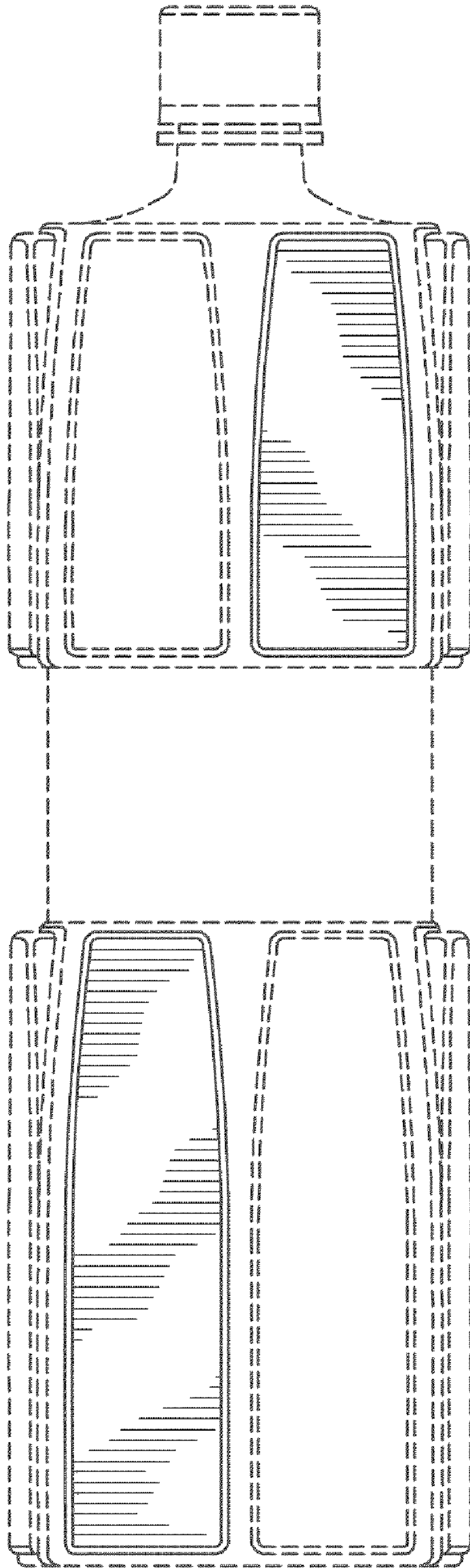


FIG. 2

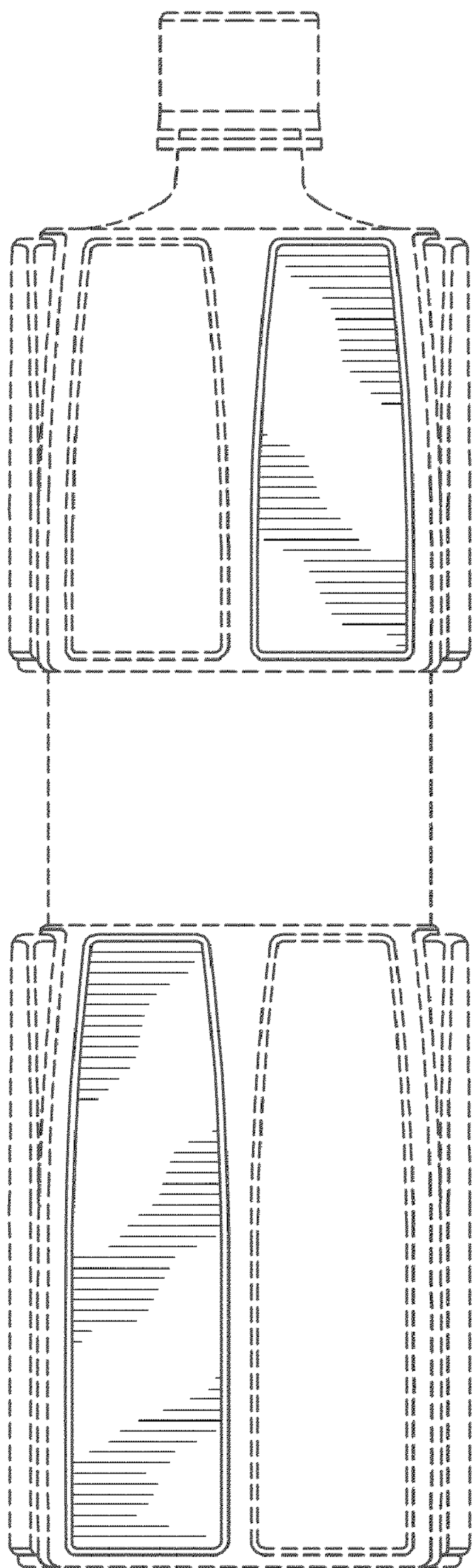


FIG. 3

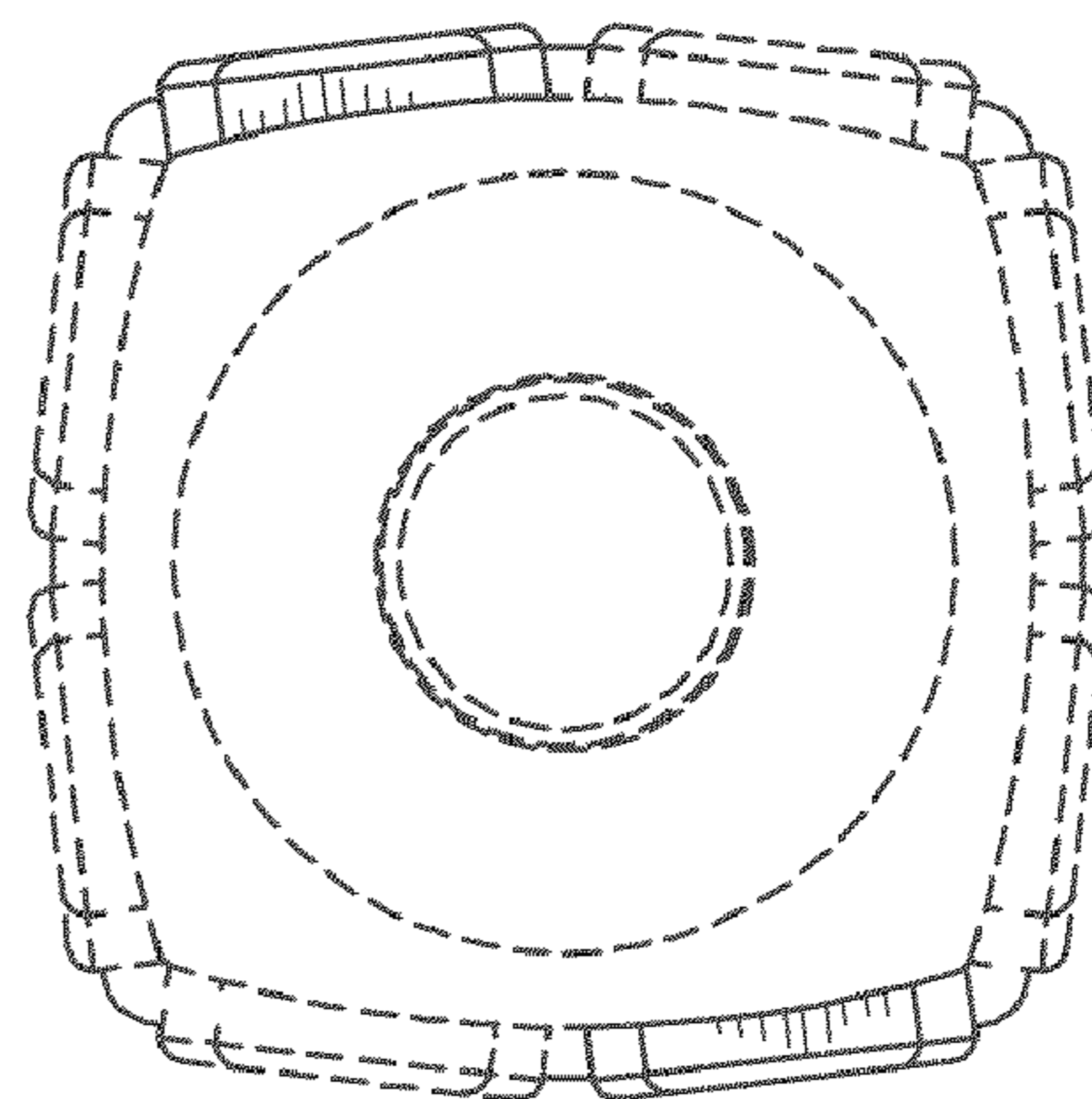


FIG. 4




FIG. 5