

US00D544343S

(12) **United States Design Patent**
Liebe

(10) **Patent No.:** **US D544,343 S**
(45) **Date of Patent:** **** Jun. 12, 2007**

(54) **CONTAINER**

(75) Inventor: **Thomas Liebe**, Thun (CH)

(73) Assignee: **Hoffmann Neopac AG**, Thun (CH)

(**) Term: **14 Years**

(21) Appl. No.: **29/252,077**

(22) Filed: **Jan. 18, 2006**

(51) **LOC (8) Cl.** **09-03**

(52) **U.S. Cl.** **D9/420; D28/78**

(58) **Field of Classification Search** D9/414-435,
D9/438, 443, 744, 730, 733, 759; 221/17,
221/22, 92-100; D3/203.2; D28/73-82;
D7/629, 601-2, 589-90; D24/131; 220/270,
220/265, 315, 810, 283, 254.1-254.9, 259.1-259.5;
206/528, 530

See application file for complete search history.

(56) **References Cited**

U.S. PATENT DOCUMENTS

- D66,419 S * 1/1925 Jaraslawski-Fioret D28/78
- D71,147 S * 9/1926 Kline D28/82
- 1,612,409 A * 12/1926 Anderson 132/295
- D75,281 S * 5/1928 Noble D28/78
- 1,919,486 A * 7/1933 Storch 132/305
- 1,936,273 A * 11/1933 Segal 70/456 R
- 1,959,784 A * 5/1934 Goertz 132/303
- D137,640 S * 4/1944 Baldanza D28/82
- D140,495 S * 3/1945 Bogoff D28/82
- D204,961 S * 5/1966 Koumar D9/429
- 3,911,936 A 10/1975 Kingsford
- D238,756 S * 2/1976 Swett D9/420
- 4,096,986 A 6/1978 Florian

- 4,848,543 A 7/1989 Doboze
- D309,043 S 7/1990 Bakic
- D314,066 S * 1/1991 Bakic D28/77
- D317,410 S 6/1991 Ott et al.
- D318,144 S * 7/1991 Scarpa et al. D28/78
- D319,897 S * 9/1991 Bakic D28/82
- D334,420 S * 3/1993 Gladfelter et al. D23/207
- D334,975 S * 4/1993 Bunce et al. D23/366
- D364,090 S 11/1995 Krupa
- D372,862 S 8/1996 Fiori
- D382,175 S * 8/1997 Green D7/538
- D498,024 S * 11/2004 Leppla et al. D28/82

* cited by examiner

Primary Examiner—Selina Sikder

Assistant Examiner—Thomas Johannes

(74) *Attorney, Agent, or Firm*—Gifford, Krass, Sprinkle,
Anderson & Citkowski, P.C.

(57) **CLAIM**

The ornamental design for a container, as shown and described.

DESCRIPTION

FIG. 1 is a perspective view of a container, showing my new design, in a closed condition;

FIG. 2 is a perspective view thereof, in an open condition;

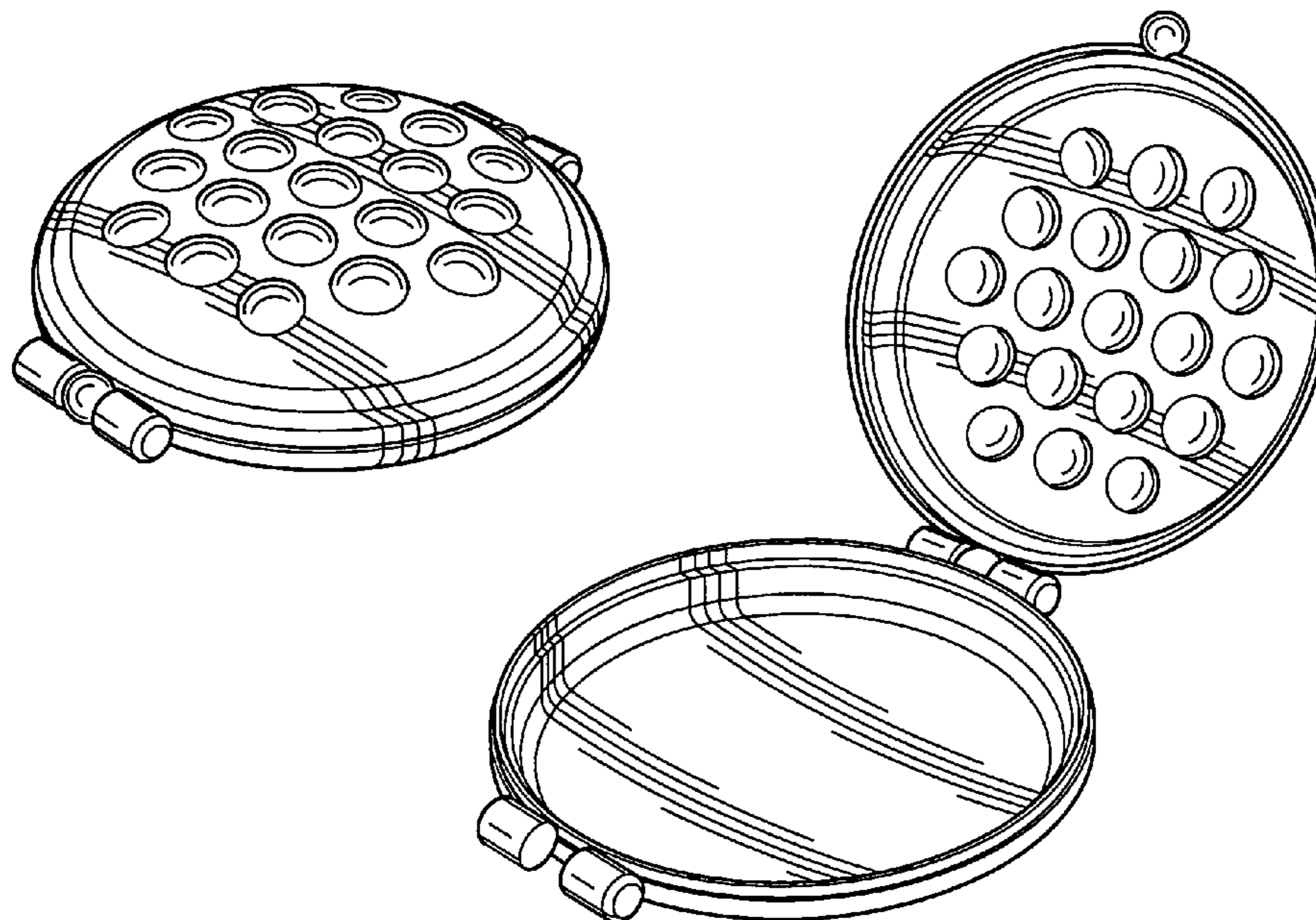
FIG. 3 is a top view of the container shown in FIG. 1;

FIG. 4 is a side view thereof, the opposite side being a mirror image thereof;

FIG. 5 is a front view thereof; and,

FIG. 6 is a bottom view thereof.

1 Claim, 2 Drawing Sheets



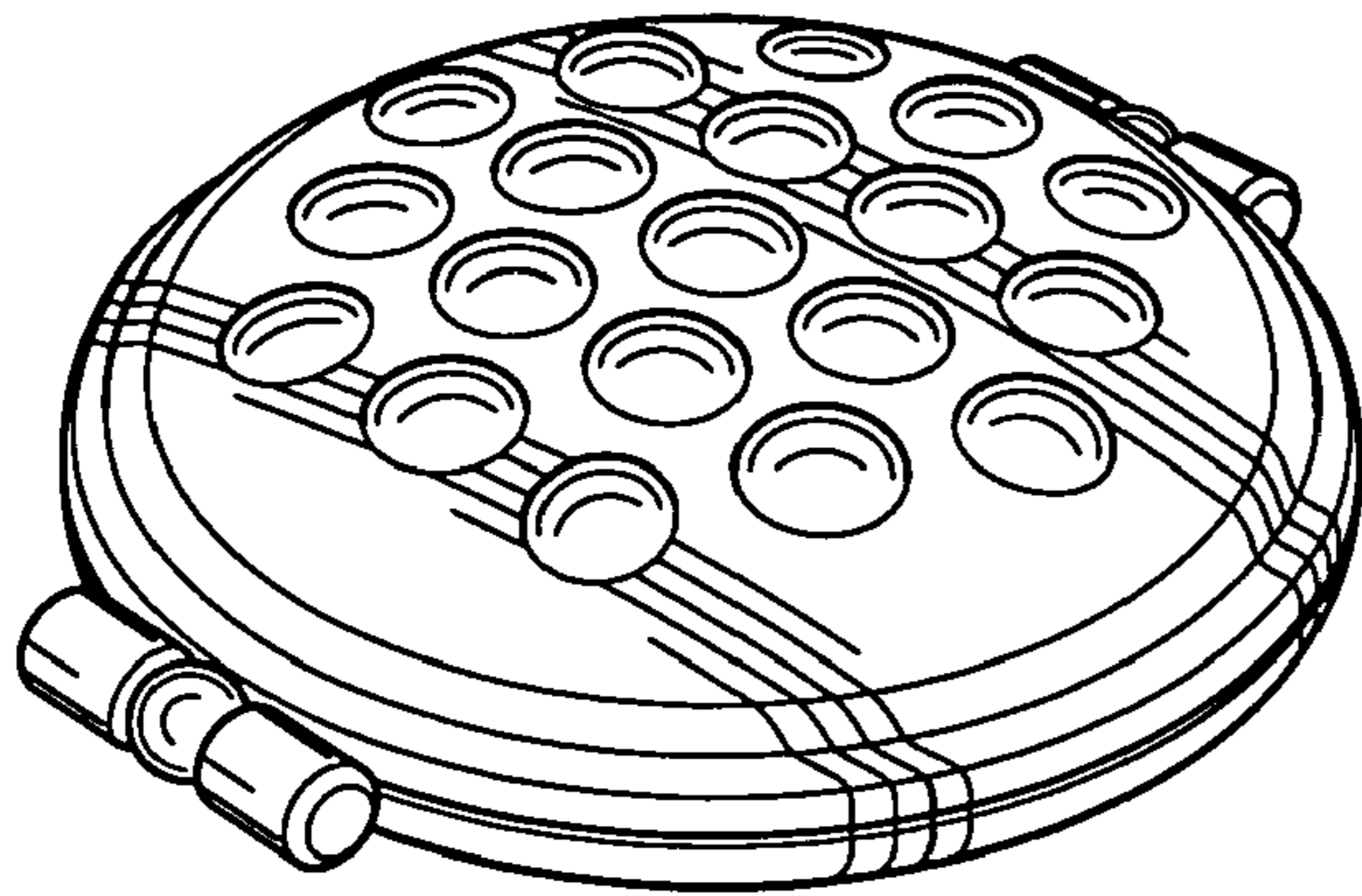


Figure 1

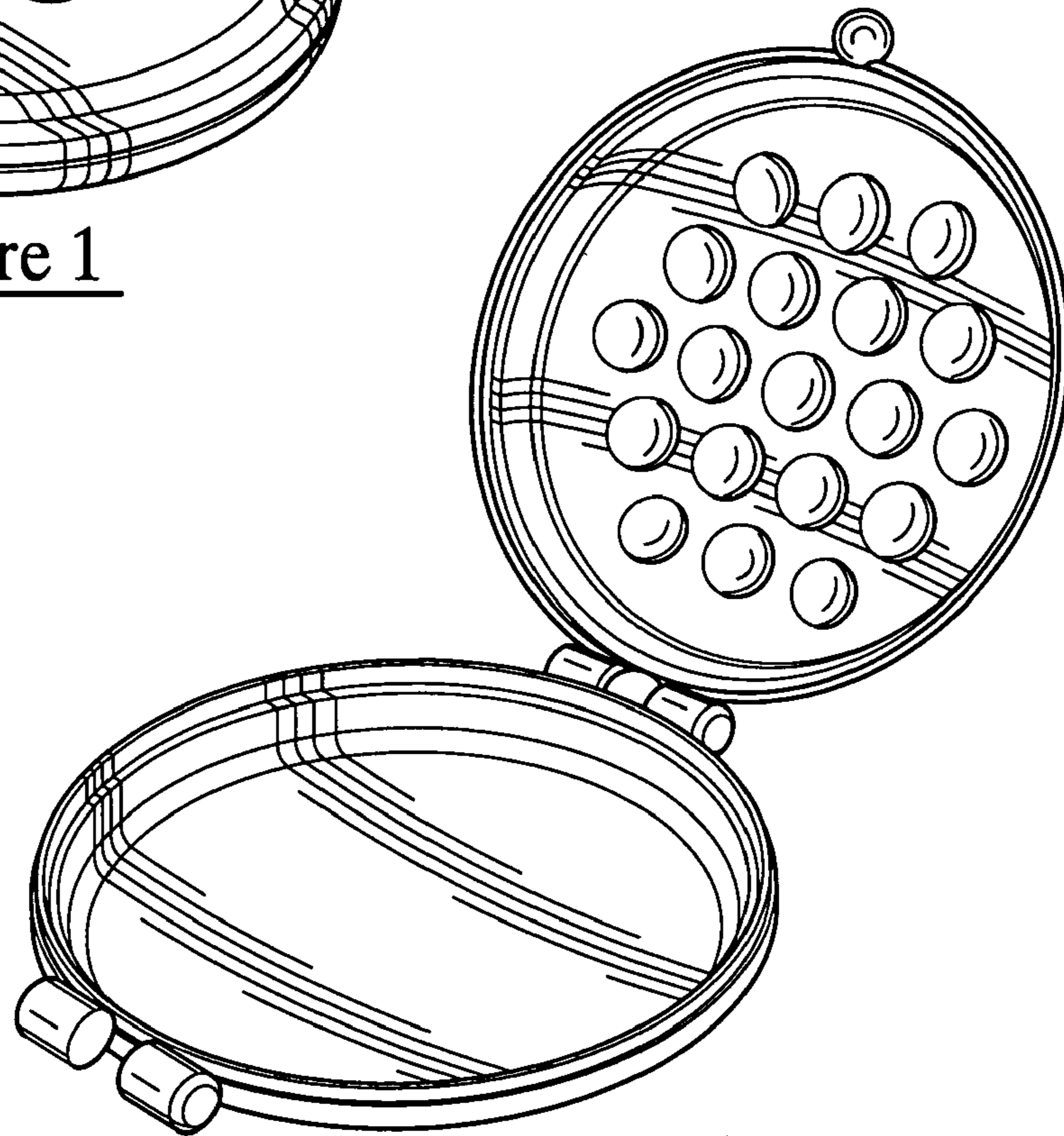


Figure 2

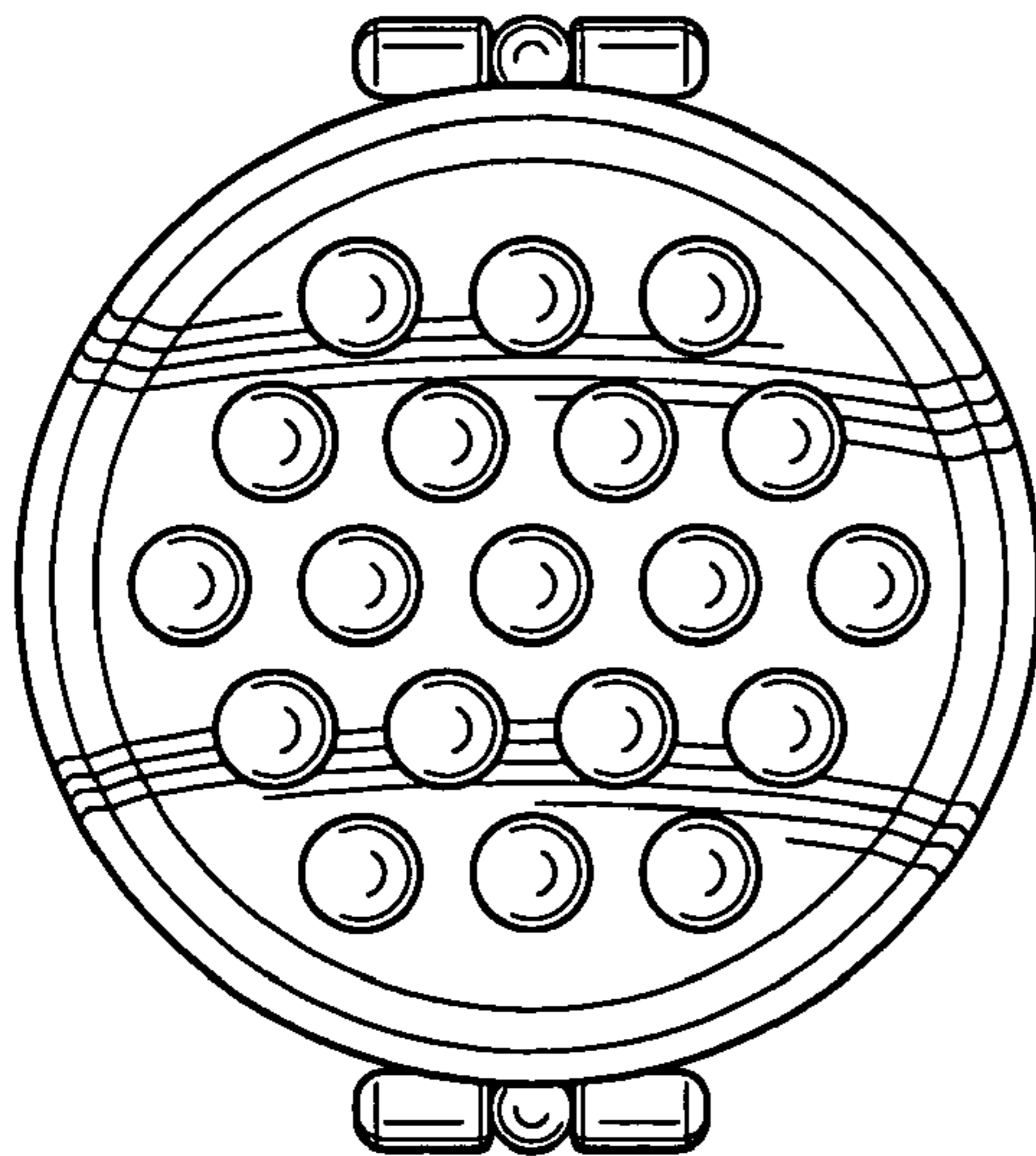


Figure 3




Figure 4

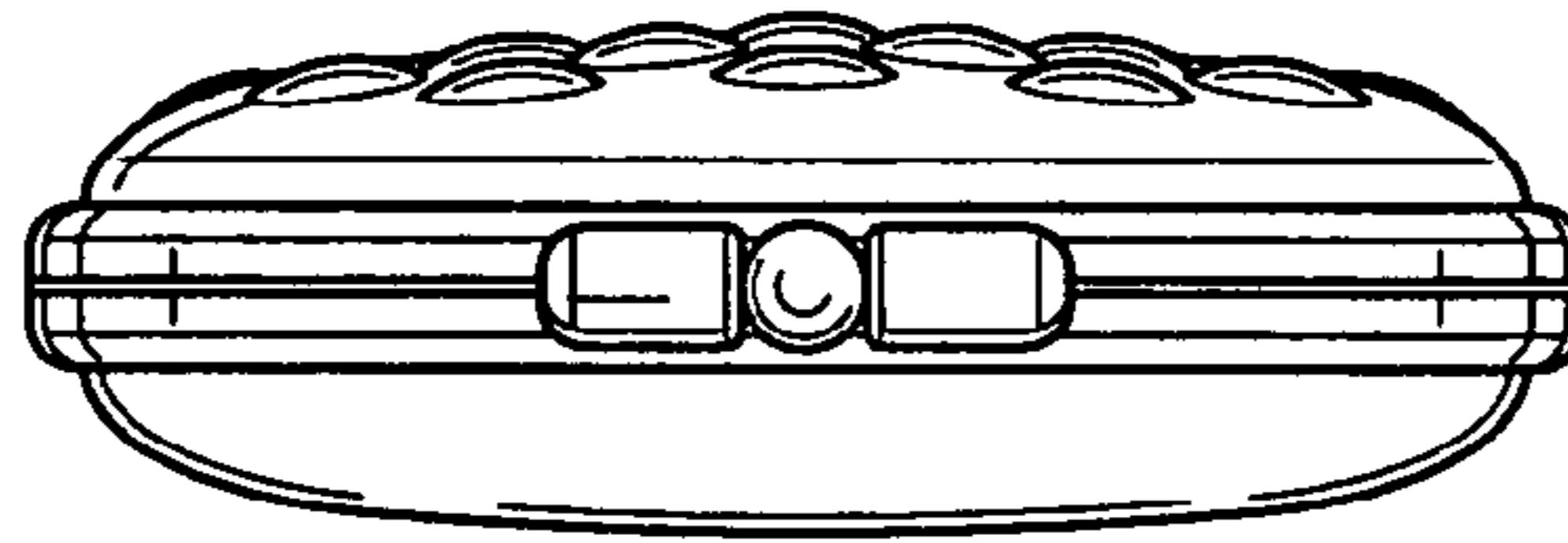


Figure 5

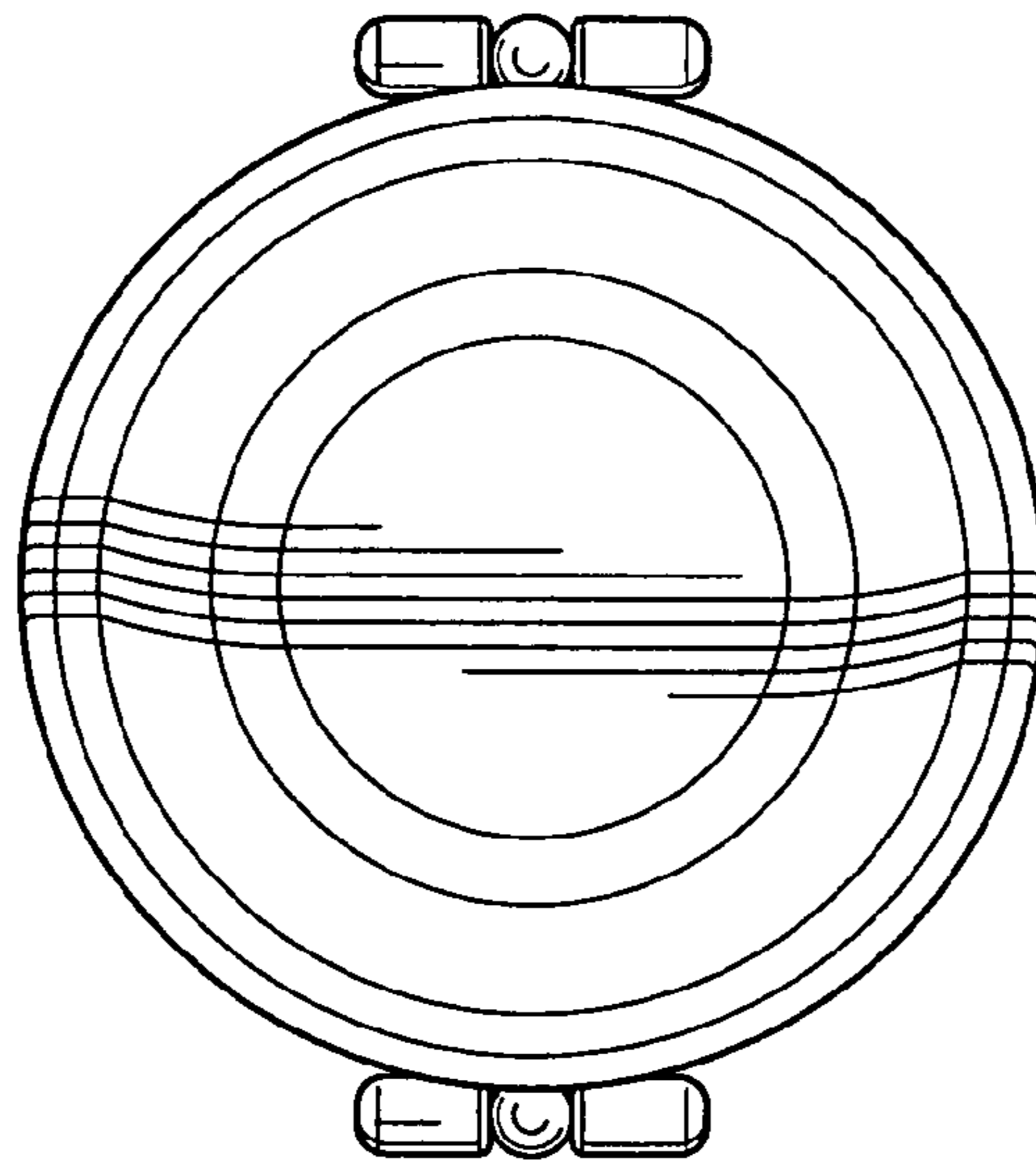


Figure 6