



US00D544335S

(12) **United States Design Patent**
Mattson et al.

(10) **Patent No.:** **US D544,335 S**
(45) **Date of Patent:** **** Jun. 12, 2007**

(54) **CABINET HANDLES**

(75) Inventors: **Deborah Mattson**, Plainwell, MI (US);
Scott A. Thor, Grand Rapids, MI (US);
Jonathan Lorenz, Grand Rapids, MI
(US); **Kevin Dewald**, Spring Lake, MI
(US)

(73) Assignee: **Belwith International, Ltd.**, Grand
Rapids, MI (US)

(**) Term: **14 Years**

(21) Appl. No.: **29/243,796**

(22) Filed: **Nov. 30, 2005**

(51) **LOC (8) Cl.** **08-06**

(52) **U.S. Cl.** **D8/321; D8/315**

(58) **Field of Classification Search** D8/300,
D8/305, 307, 310, 313, 314, 317, 318, 319,
D8/315, 321; D13/171, 174; D23/250-252;
16/441, 443, 444, 446; D26/156
See application file for complete search history.

(56) **References Cited**

U.S. PATENT DOCUMENTS

D62,344 S * 5/1923 Schulze D26/156
D69,909 S * 4/1926 O’Kane D26/156

D189,236 S * 11/1960 Kjellgren D8/319
D189,526 S * 1/1961 Clayton D8/318
D196,036 S * 8/1963 Lopls D8/319
D197,051 S * 12/1963 Clayton D8/318
D198,522 S * 6/1964 Clayton D8/305
D199,965 S * 1/1965 Loeb D8/319
D200,297 S * 2/1965 Alekos D8/317
D208,146 S * 7/1967 Morgan D8/318
D208,147 S * 7/1967 Clayton D8/310
D357,168 S * 4/1995 Chieda D8/315

* cited by examiner

Primary Examiner—Paula A. Greene

(57) **CLAIM**

The ornamental design for cabinet handles, as shown and described.

DESCRIPTION

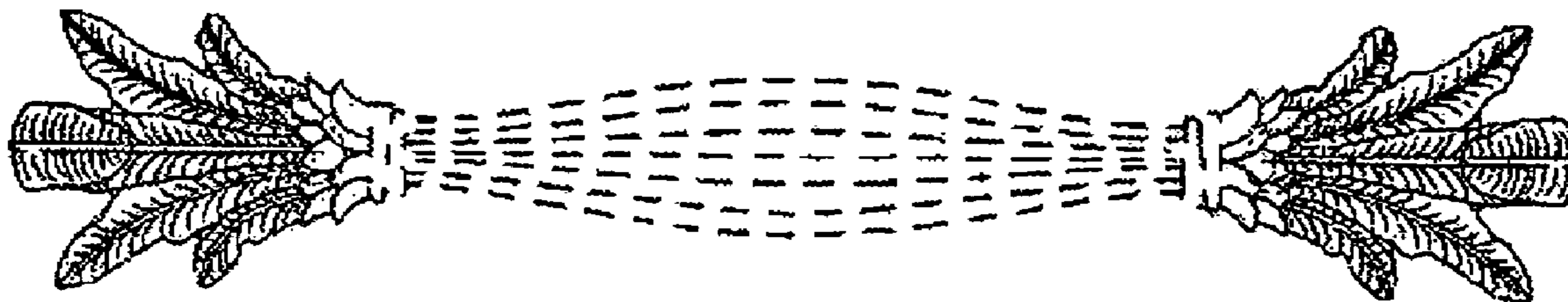
FIG. 1 is a perspective view of a cabinet handle showing our new design;

FIG. 2 is a top plan view thereof, the bottom is a mirror image; and,

FIG. 3 is a front elevational view thereof.

The broken lines are included for the purpose of illustration and form no part of the claimed design.

1 Claim, 2 Drawing Sheets



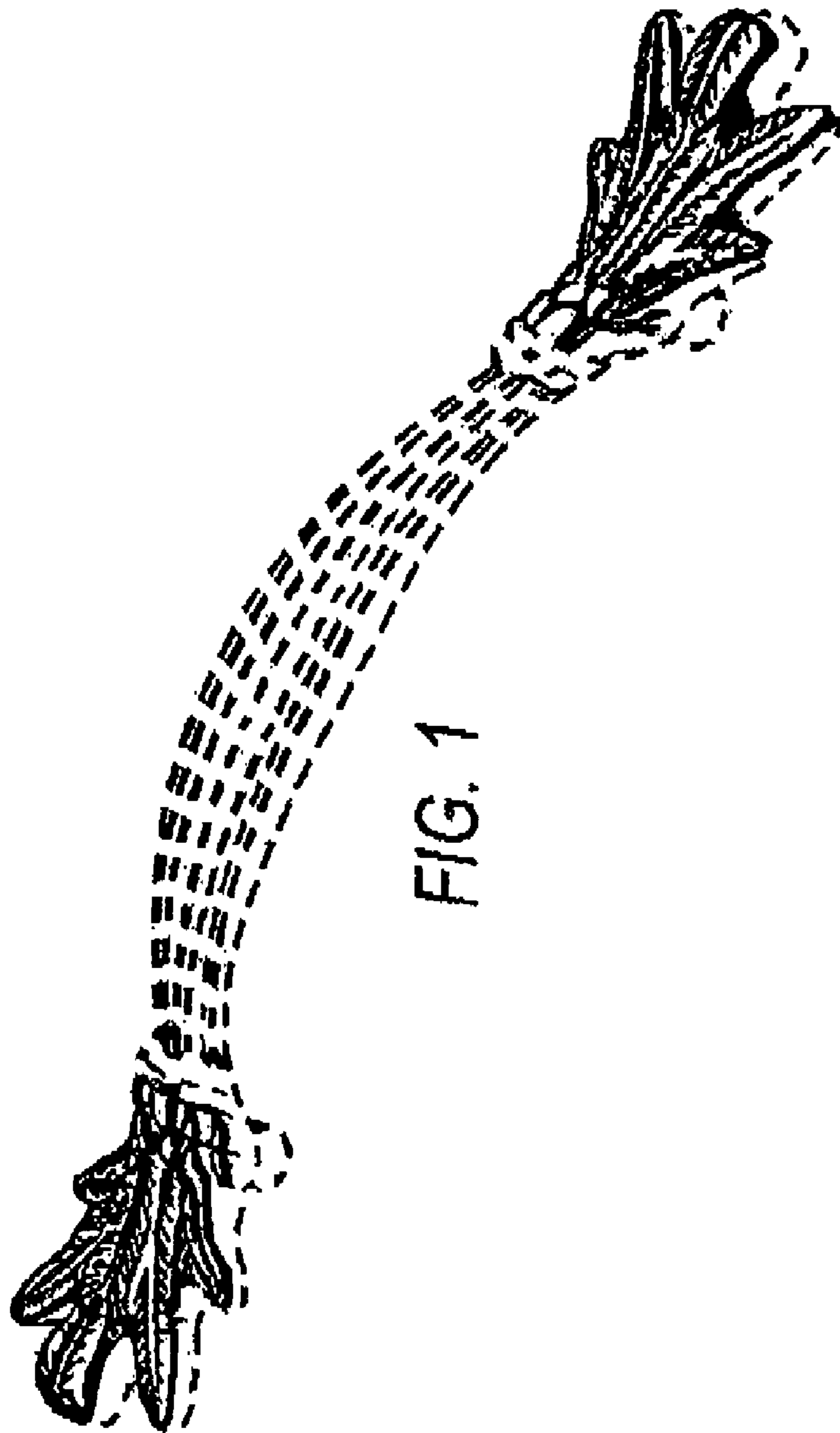




FIG. 2




FIG. 3