

US00D544332S

(12) **United States Design Patent**  
**Jenkins**

(10) **Patent No.:** **US D544,332 S**

(45) **Date of Patent:** **\*\* Jun. 12, 2007**

(54) **HANDLE**

(76) Inventor: **Graeme Reid Jenkins**, 218 Flatbush School Road, Auckland, Papatoetoe (NZ)

(\*\*) Term: **14 Years**

(21) Appl. No.: **29/266,232**

(22) Filed: **Sep. 18, 2006**

(30) **Foreign Application Priority Data**

Mar. 28, 2006 (NZ) ..... 407333

(51) **LOC (8) Cl.** ..... **08-05**

(52) **U.S. Cl.** ..... **D8/107**

(58) **Field of Classification Search** ..... D8/10, D8/11, 13, 107; D4/138, 122; D32/40, 50-52  
See application file for complete search history.

(56) **References Cited**

**U.S. PATENT DOCUMENTS**

4,794,667	A	1/1989	Nelson	
5,352,060	A	10/1994	Poetker	
D365,258	S *	12/1995	Lambroschino	D8/13
D384,873	S *	10/1997	Aquilina	D8/107
5,720,081	A *	2/1998	Aquilina	16/422
D417,382	S	12/1999	Saladino	
D459,641	S *	7/2002	Guneyesu	D8/10
D494,028	S *	8/2004	Stout	D8/14
7,134,208	B2 *	11/2006	Wilkinson et al.	30/276
2003/0051315	A1 *	3/2003	Lau	16/426

2003/0057721 A1 3/2003 Ducklow  
2004/0055099 A1 3/2004 Greenberg

**OTHER PUBLICATIONS**

“Simply the World’s Best Gardening Tools,” www.omygarden.com.  
“Ergonomic Garden Tools,” www.storesonline.com.  
“Stout’s BackSaver Grip, Fact Sheet”, David Wilk, wilkonian@earthlink.net.  
“Fishing Experiment in Alaska Nets Device That Improves Every Long-Handled Tool,” David Wilk, wilkonian@earthlink.net.  
“Simple New Tool Eases Back Strain,” David Wilk, wilkonian@earthlink.net.  
“Stout’s BackSaver Grip,” www.backsavergrip.com.

\* cited by examiner

*Primary Examiner*—Alan P. Douglas

*Assistant Examiner*—Barbara Fox

(74) *Attorney, Agent, or Firm*—Young & Thompson

(57) **CLAIM**

The ornamental design for a handle, as shown and described.

**DESCRIPTION**

FIG. 1 is a top plan view of a handle showing my new design;

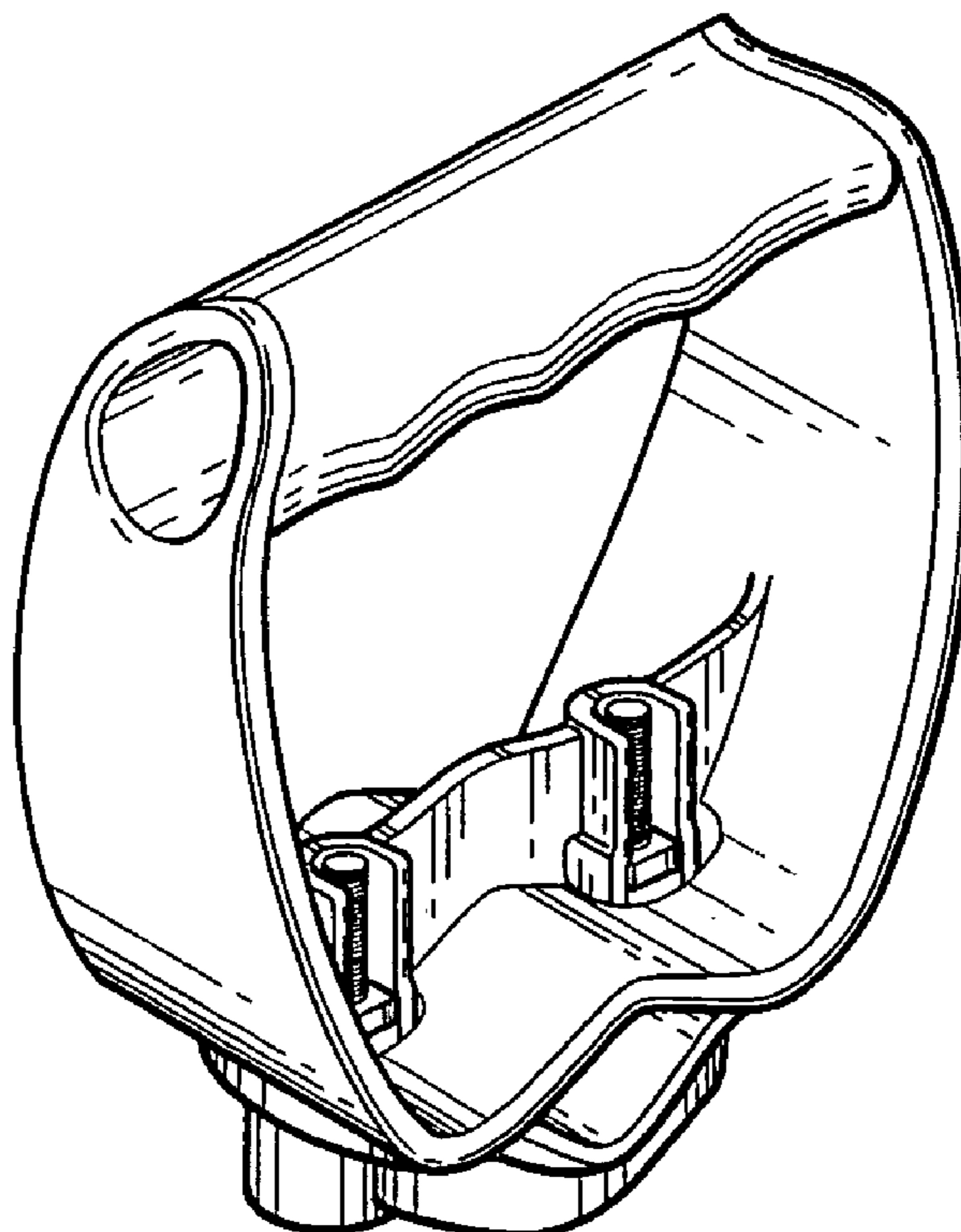
FIG. 2 is a side elevational view thereof;

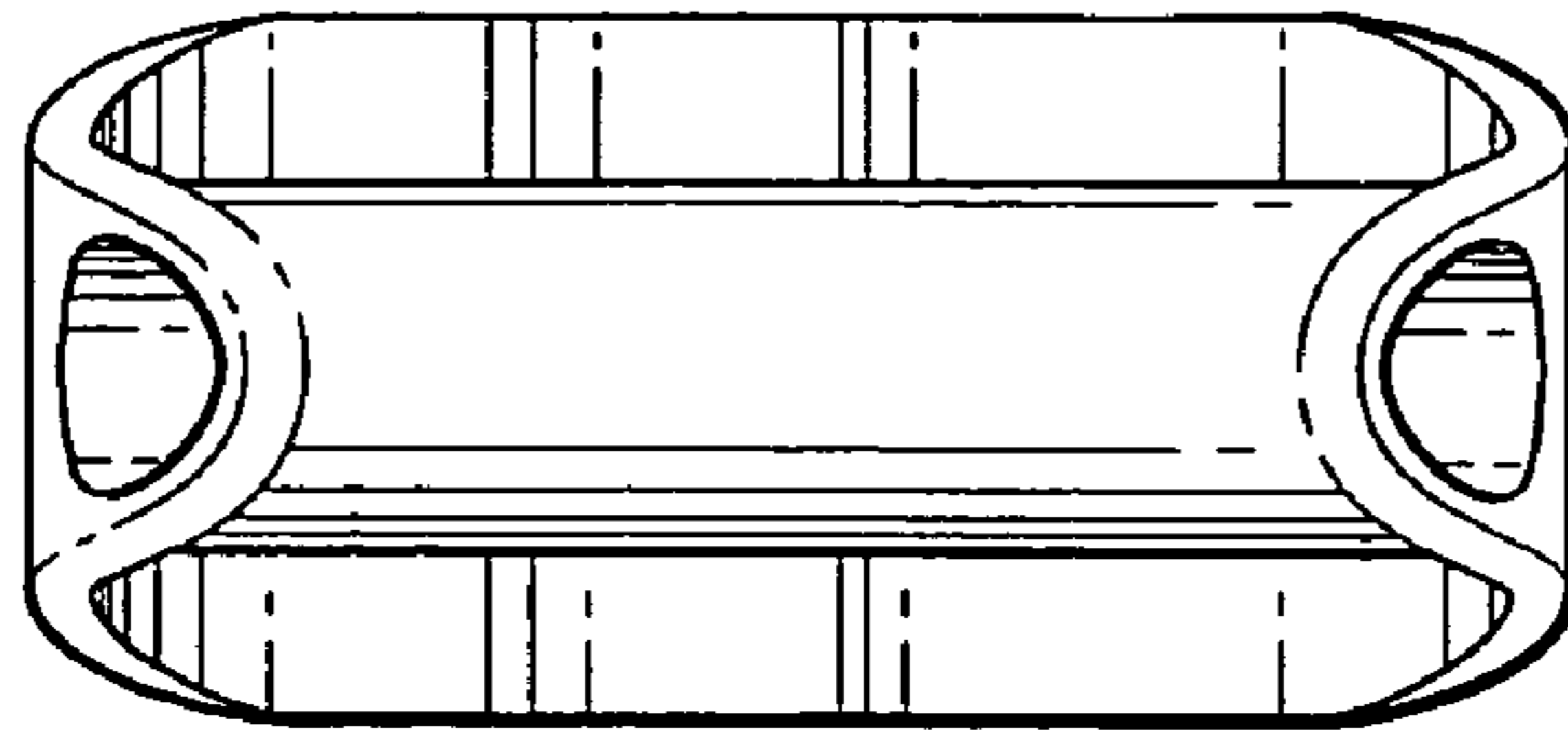
FIG. 3 is a bottom plan view thereof;

FIG. 4 is a view thereof from the left of FIG. 2, the view thereof from the right of FIG. 2 being identical thereto; and,

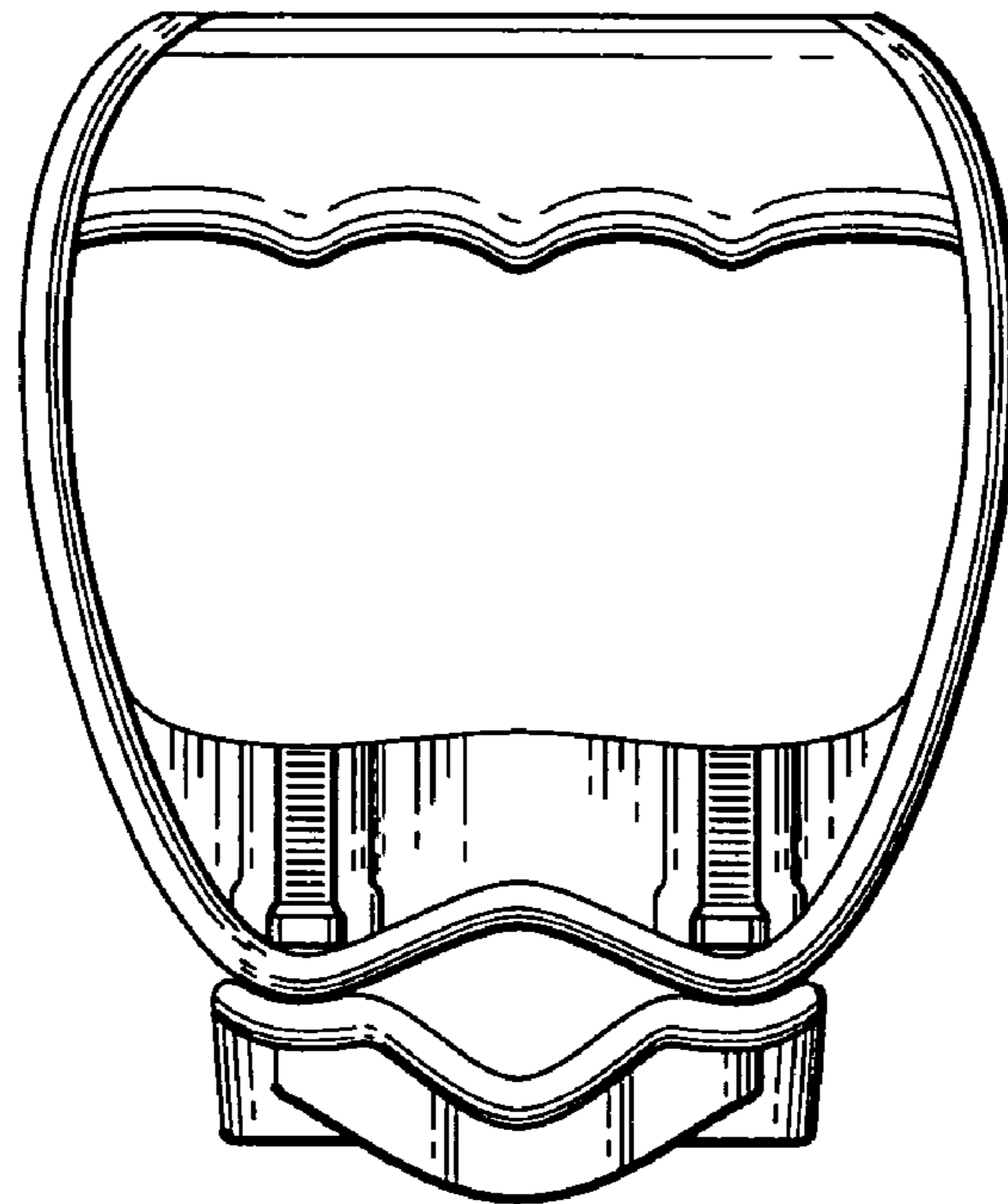
FIG. 5 is a top and side perspective view thereof.

**1 Claim, 2 Drawing Sheets**

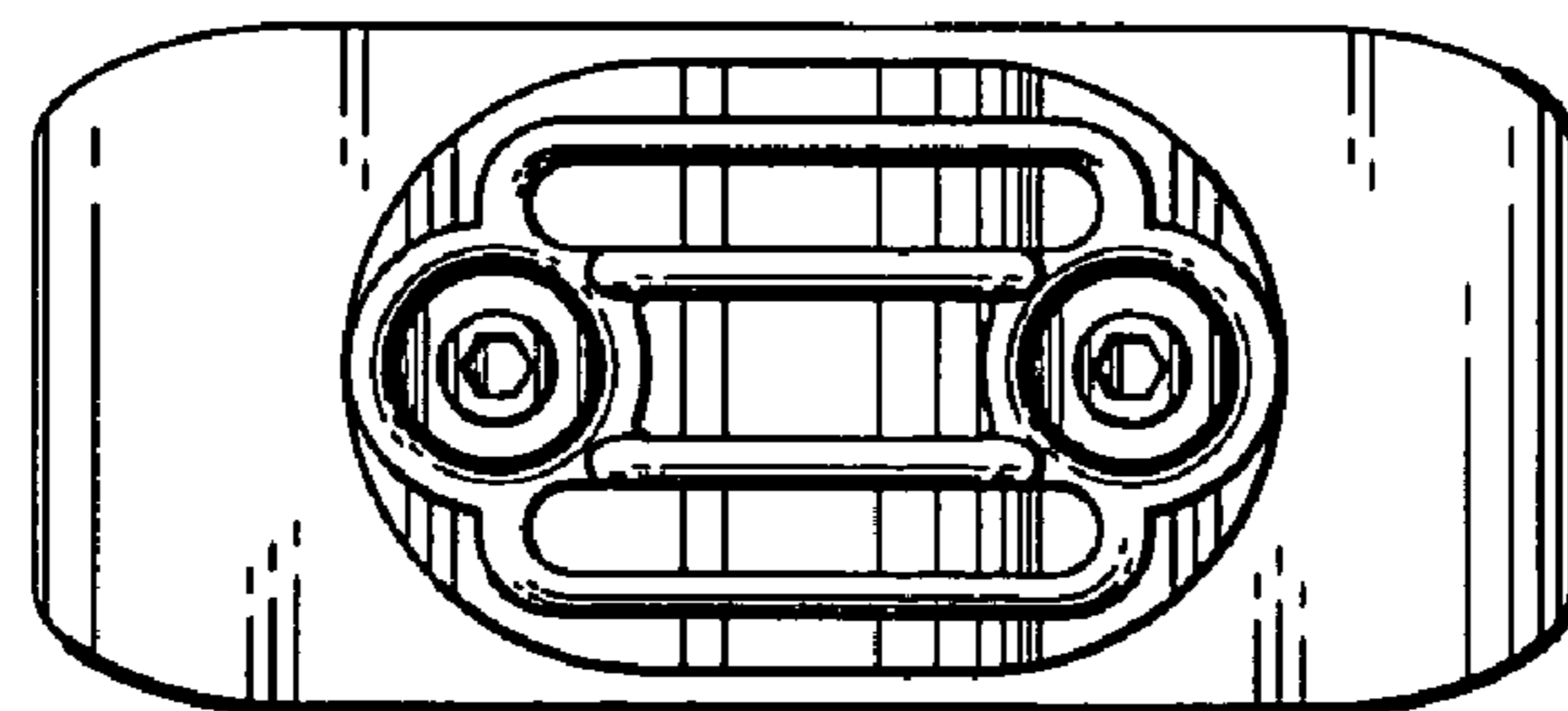




**Figure 1**



**Figure 2**



**Figure 3**

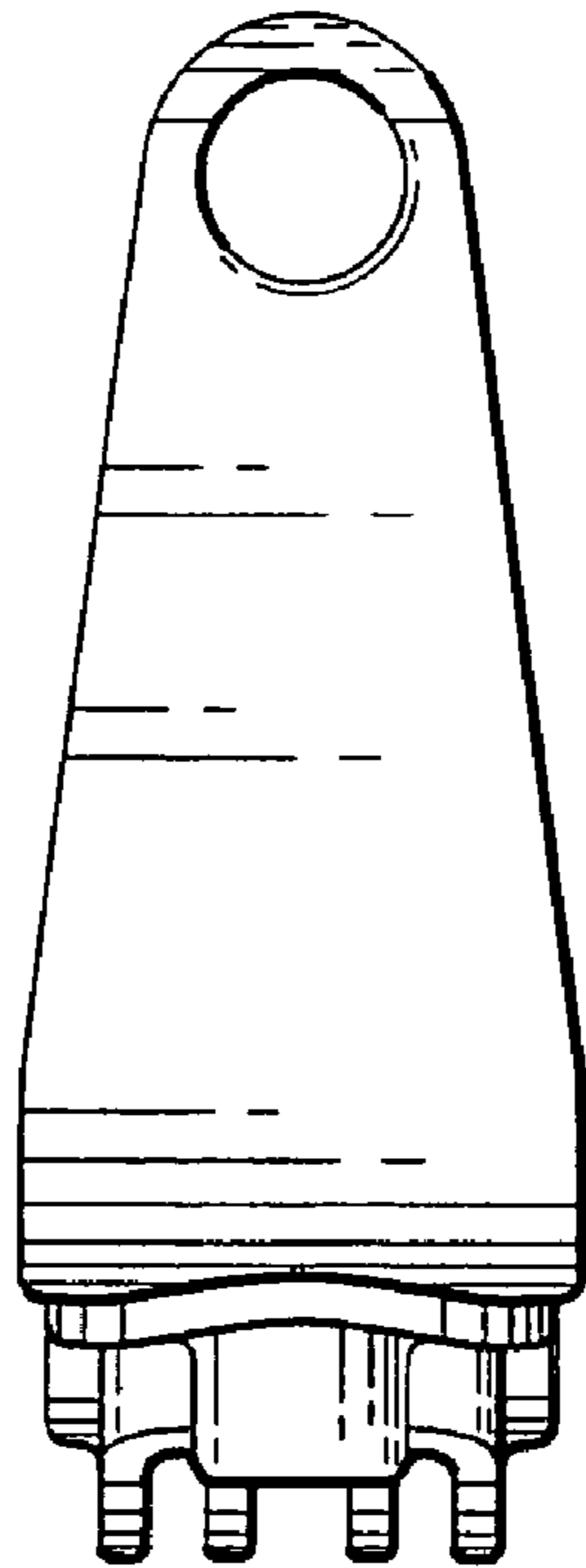


Figure 4

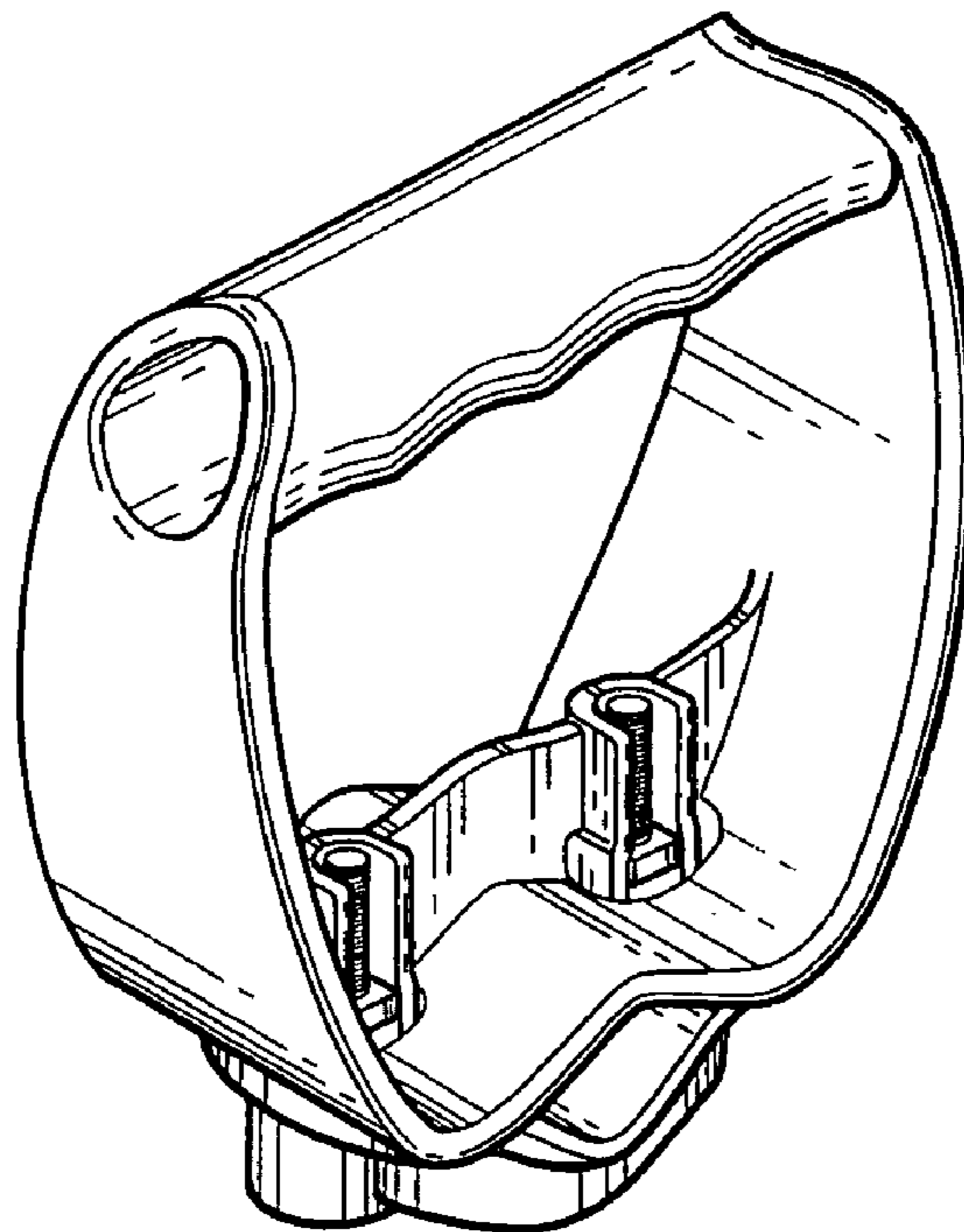


Figure 5