



US00D544330S

(12) **United States Design Patent**
Hurley

(10) **Patent No.:** **US D544,330 S**
(45) **Date of Patent:** **** Jun. 12, 2007**

(54) **THREE LOBED HANDLE FOR TOOLS**

6,592,441 B2 * 7/2003 McCracken et al. 451/357
D479,677 S * 9/2003 Van Wambeke et al. D8/8
D483,236 S * 12/2003 Martin et al. D8/8
6,862,871 B2 * 3/2005 Morabit et al. 56/12.7

(75) Inventor: **Edward P. Hurley**, Overland Park, KS
(US)

(73) Assignee: **Heow, Inc.**, Sarasota, FL (US)

* cited by examiner

(**) Term: **14 Years**

Primary Examiner—Alan P. Douglas

Assistant Examiner—Barbara Fox

(21) Appl. No.: **29/240,457**

(74) *Attorney, Agent, or Firm*—Kenneth W. Iles

(22) Filed: **Oct. 13, 2005**

(57) **CLAIM**

(51) **LOC (8) Cl.** **08-01**

The ornamental design for three lobed handle for tools, as shown and described.

(52) **U.S. Cl.** **D8/107**

(58) **Field of Classification Search** D8/67,
D8/69, 106, 107

DESCRIPTION

See application file for complete search history.

FIG. 1 is a bottom left-hand perspective view of the three lobed handle for tools showing my new design attached to a tool;

(56) **References Cited**

U.S. PATENT DOCUMENTS

FIG. 2 is a bottom left side perspective view thereof;

2,810,409	A	10/1957	Ibelle et al.	
D250,569	S	* 12/1978	Smith	D8/8
D266,427	S	* 10/1982	McMickle et al.	D15/12
4,360,971	A	11/1982	Fellmann	
4,916,886	A	* 4/1990	Nakamura et al.	56/12.7
4,930,181	A	* 6/1990	Johnson	16/426
D343,554	S	* 1/1994	Watanabe et al.	D8/8
D374,381	S	10/1996	Meisner et al.	
D380,129	S	6/1997	Meisner et al.	
D417,382	S	* 12/1999	Saladino, Jr.	D8/107
D427,861	S	7/2000	Cooper et al.	
6,516,522	B2	2/2003	Schneider	
6,581,246	B1	6/2003	Polette	

FIG. 3 is a top view thereof;

FIG. 4 is a front view thereof;

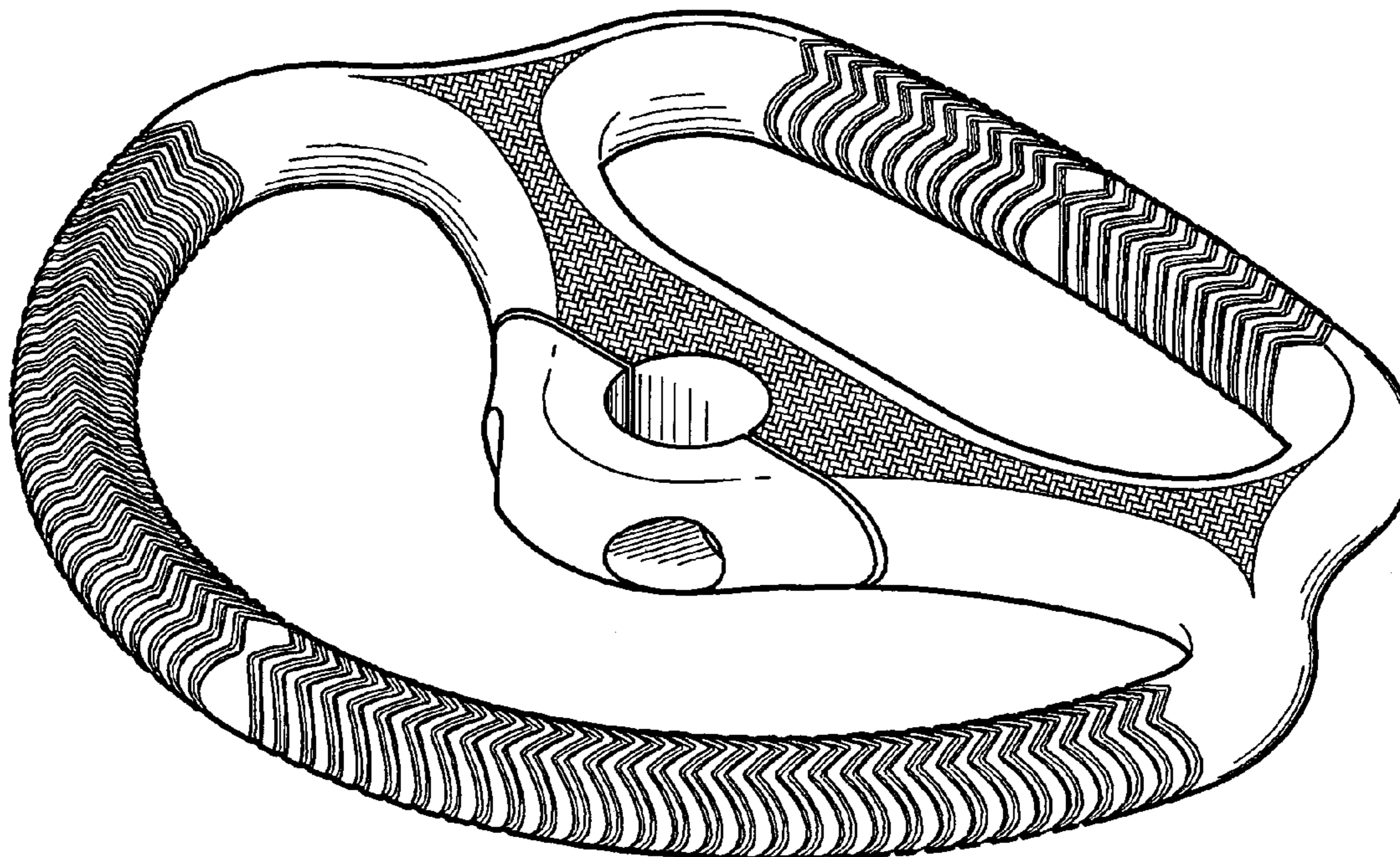
FIG. 5 is a rear view thereof;

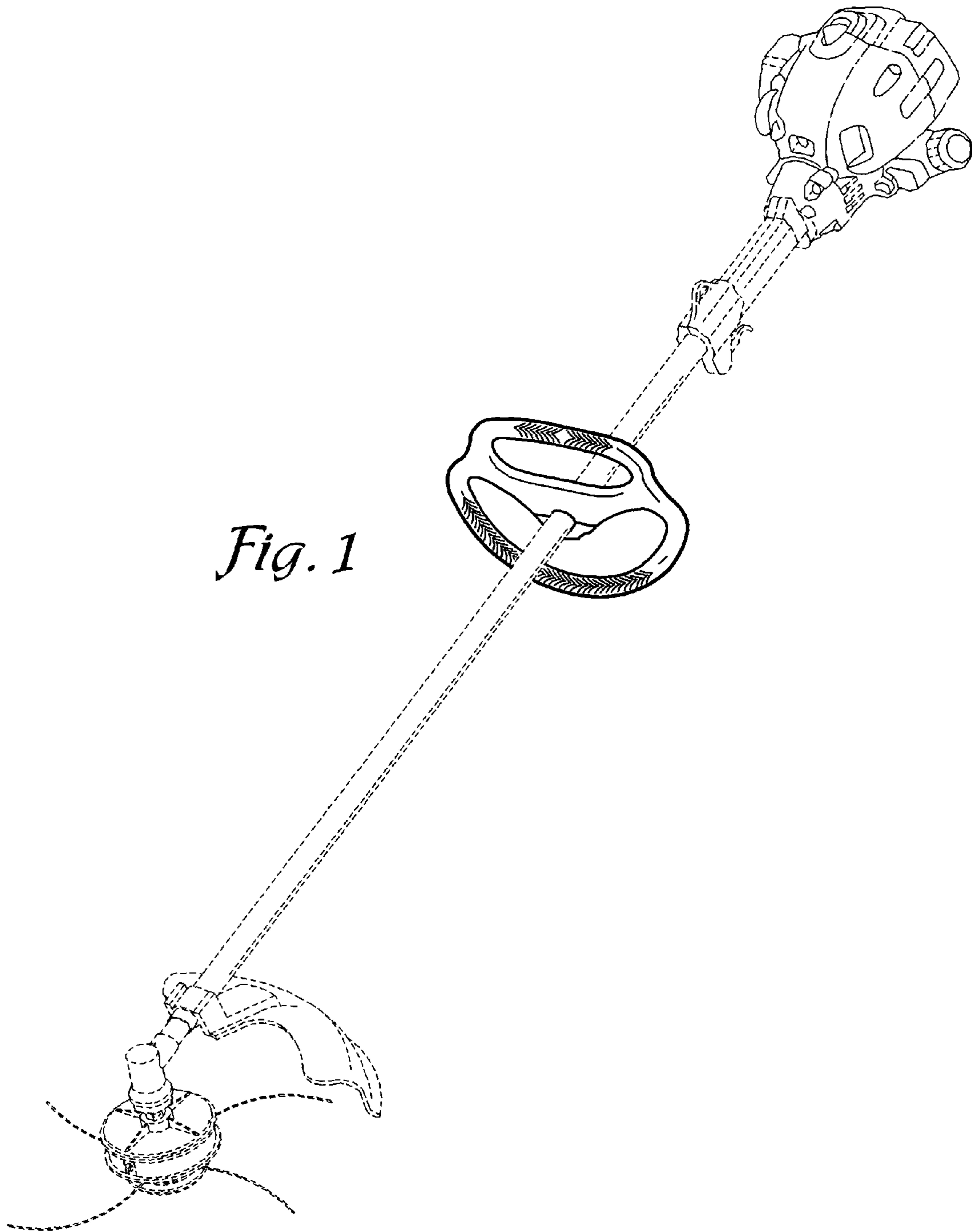
FIG. 6 is a bottom view thereof; and,

FIG. 7 is a left or right side view thereof.

The broken line showing of the three lobed handle for tools is included for the purpose of illustrating portions of the article and forms no part of the claimed design.

1 Claim, 5 Drawing Sheets





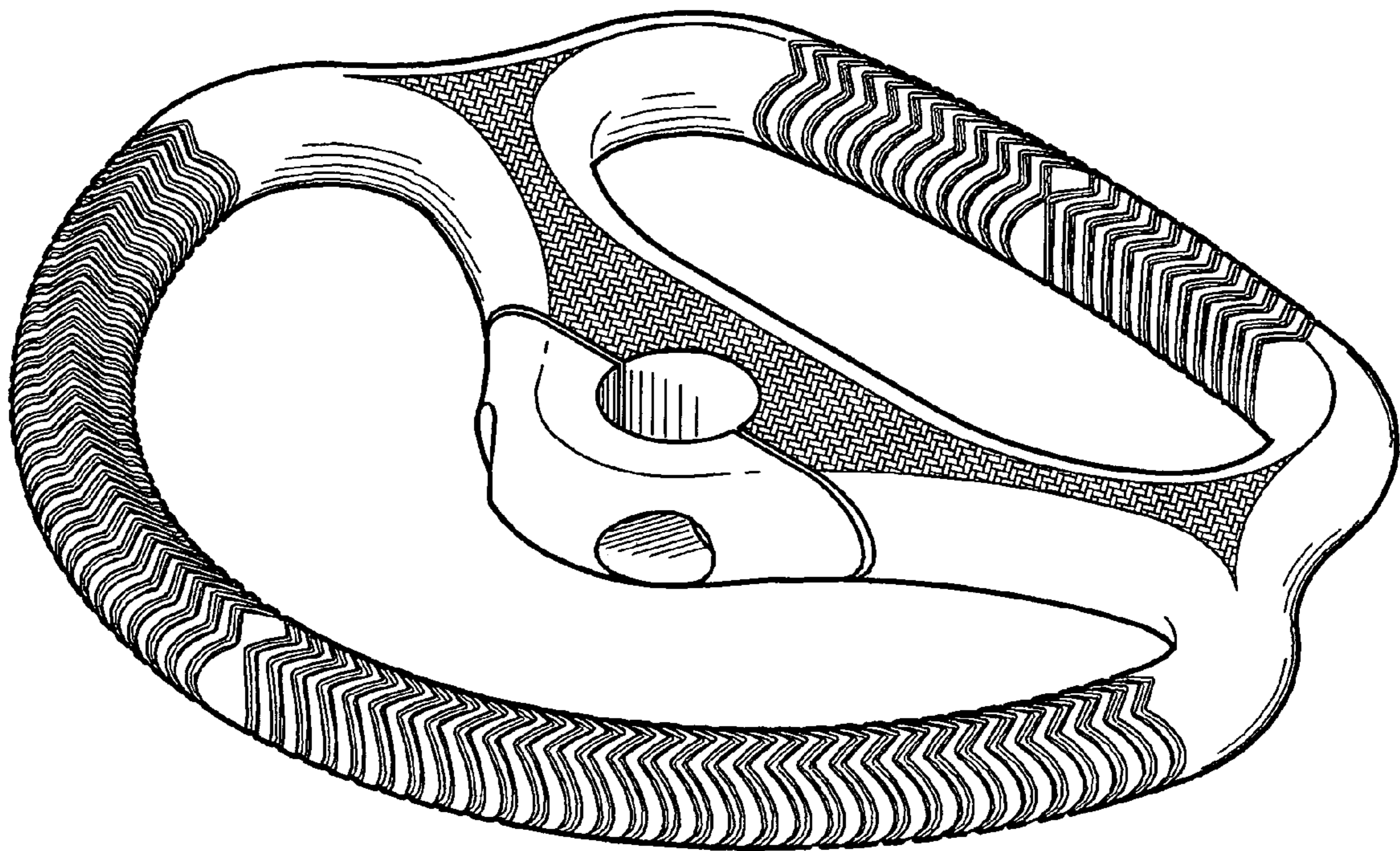


Fig. 2



Fig. 3

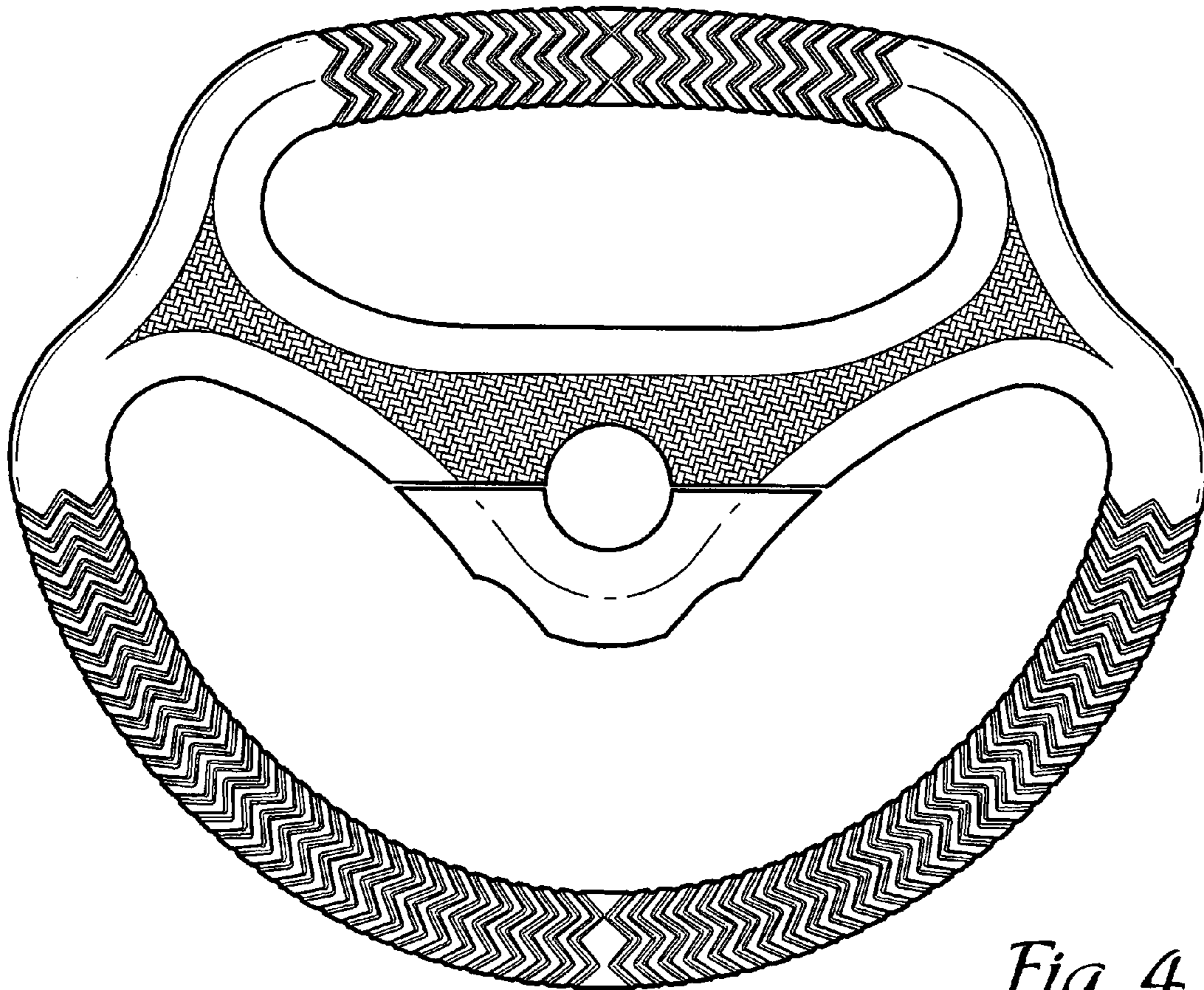


Fig. 4

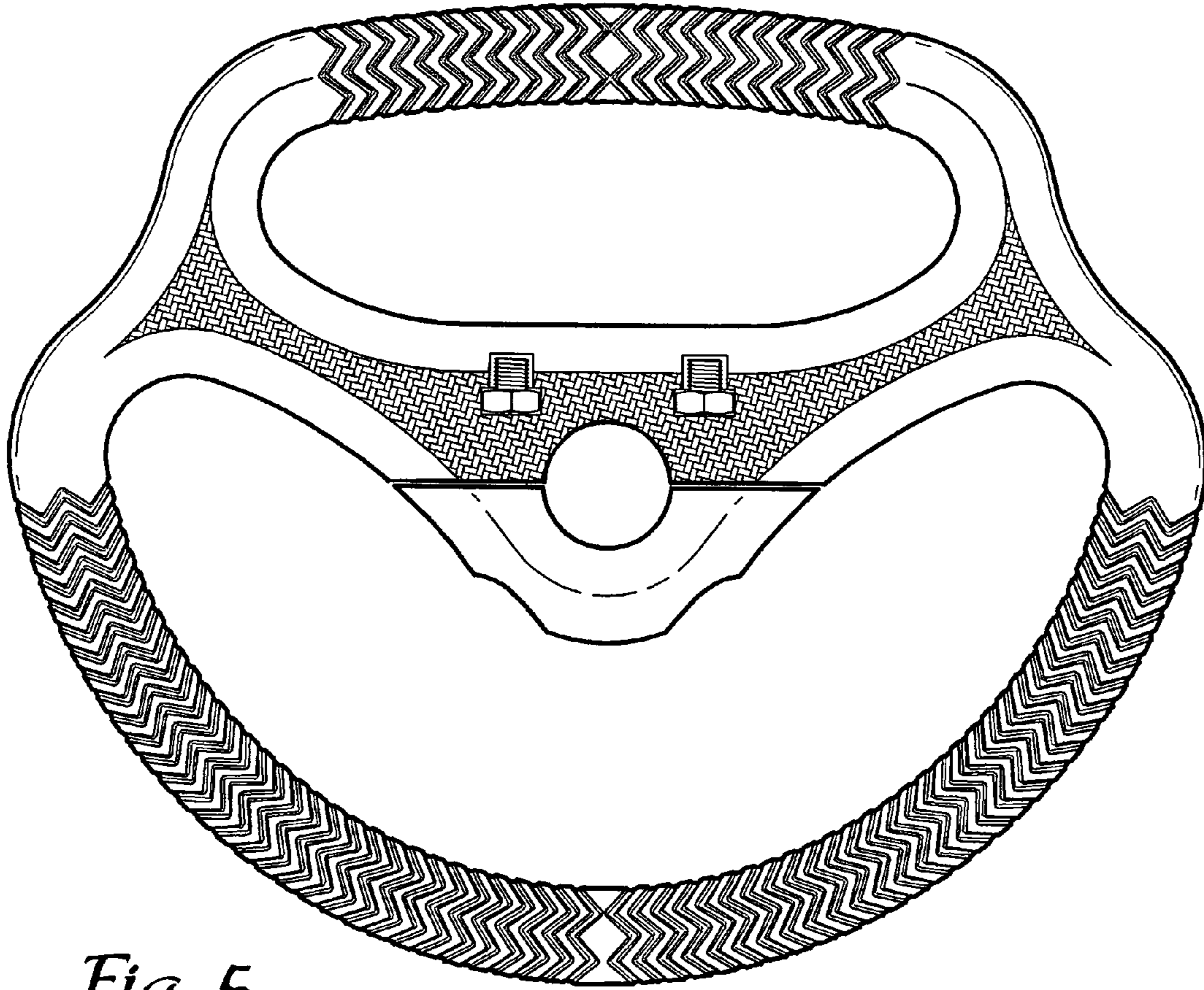


Fig. 5



Fig. 6

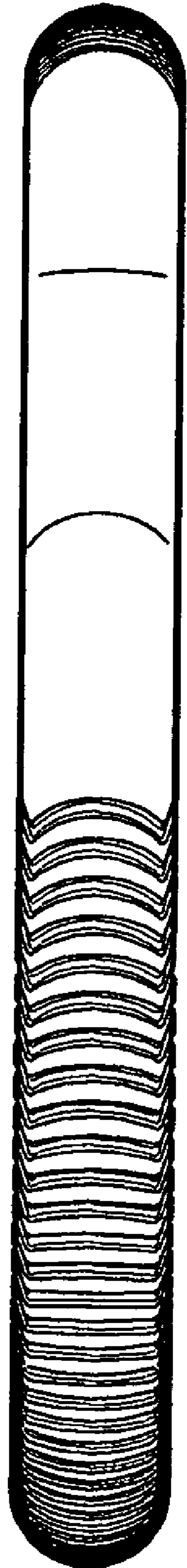


Fig. 7