



US00D544316S

(12) **United States Design Patent**
Shane-Schuldt

(10) **Patent No.:** **US D544,316 S**

(45) **Date of Patent:** **** Jun. 12, 2007**

(54) **SPOON**

(75) Inventor: **Diane Shane-Schuldt**, Sherrill, NY
(US)

(73) Assignee: **Oneida, Ltd.**, Oneida, NY (US)

(**) Term: **14 Years**

(21) Appl. No.: **29/261,839**

(22) Filed: **Jun. 21, 2006**

(51) **LOC (8) Cl.** **07-03**

(52) **U.S. Cl.** **D7/653**

(58) **Field of Classification Search** D7/368,
D7/401.2, 642-664, 688-692, 669, 675, 676,
D7/683; 30/137, 141, 142, 340, 147-150,
30/322-329, 342-345; 416/70 R
See application file for complete search history.

(56) **References Cited**

U.S. PATENT DOCUMENTS

D215,242 S *	9/1969	Perry	D7/653
D243,916 S *	4/1977	Guodace	D7/663
D271,365 S *	11/1983	Cassini	D7/662
D278,300 S *	4/1985	Laslo	D7/662
D309,849 S *	8/1990	Callinan	D7/649
D332,376 S *	1/1993	Perry	D7/662

D400,063 S *	10/1998	Shane-Schuldt	D7/662
D416,451 S *	11/1999	Thompson	D7/662
D420,258 S *	2/2000	Leo et al.	D7/649
D479,103 S *	9/2003	McMullin	D7/645
D499,938 S *	12/2004	McMullin	D7/645
D506,647 S *	6/2005	McMullin	D7/650

* cited by examiner

Primary Examiner—Cathron C. Brooks

Assistant Examiner—Ricky Pham

(74) *Attorney, Agent, or Firm*—Marjama & Bilinski LLP

(57) **CLAIM**

The ornamental design for a spoon, as shown.

DESCRIPTION

FIG. 1 is a top plan view of a spoon, illustrating my new Design;

FIG. 2 is a right side view thereof;

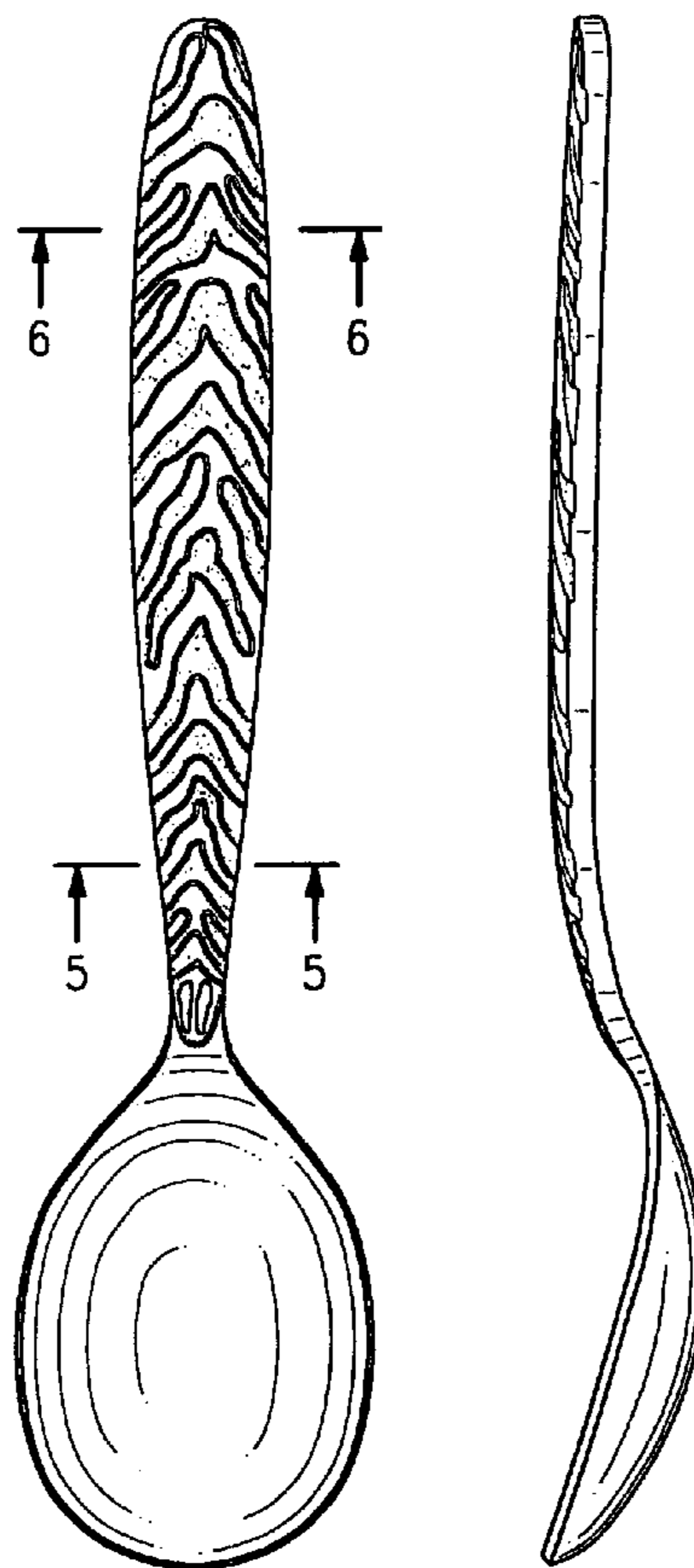
FIG. 3 is a bottom plan view thereof;

FIG. 4 is a left side view thereof;

FIG. 5 is a cross-sectional view taken through line 5-5 of FIG. 1; and,

FIG. 6 is a cross-sectional view taken through line 6-6 of FIG. 1.

1 Claim, 1 Drawing Sheet



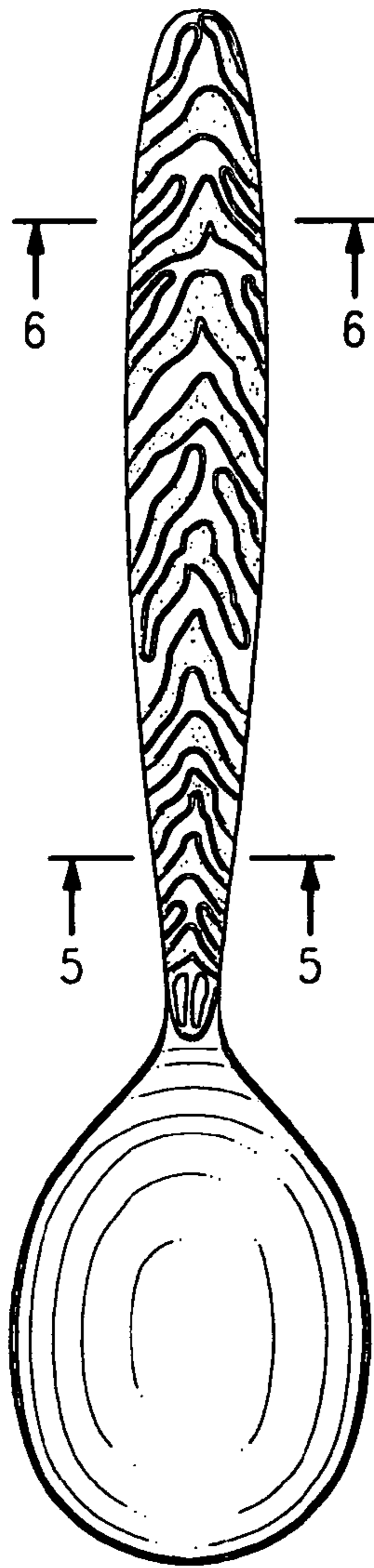


FIG. 1

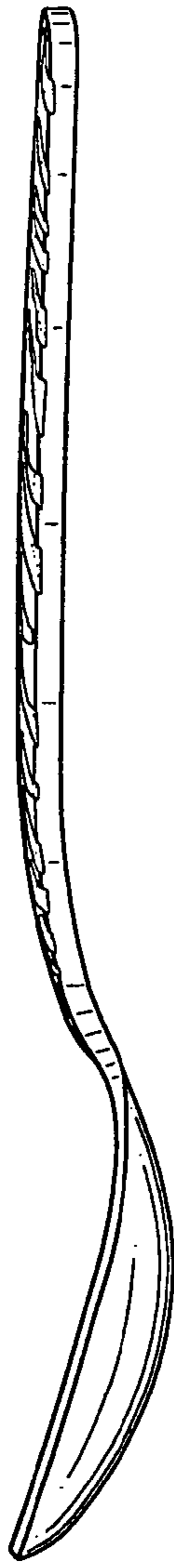


FIG. 2

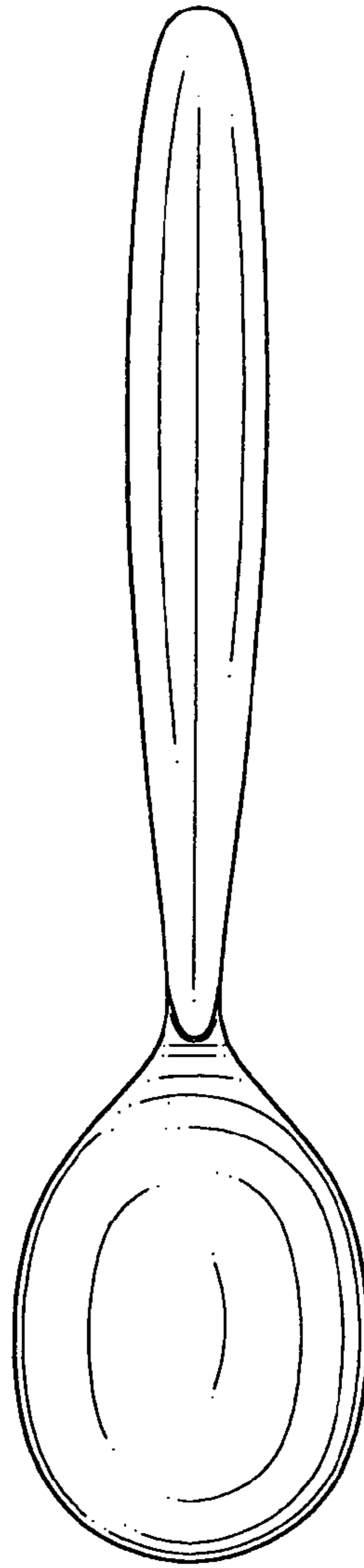


FIG. 3



FIG. 4



FIG. 5



FIG. 6