

US00D544313S

(12) **United States Design Patent**
Chisholm

(10) **Patent No.:** **US D544,313 S**

(45) **Date of Patent:** **** Jun. 12, 2007**

(54) **FORK SPOON UTENSIL HEAD**

(76) Inventor: **Philip Patrick Chisholm**, 2104 West
13th Ave, Vancouver, BC (CA) V6K
2S1

(**) Term: **14 Years**

(21) Appl. No.: **29/221,764**

(22) Filed: **Jan. 21, 2005**

(51) **LOC (8) Cl.** **07-03**

(52) **U.S. Cl.** **D7/643**

(58) **Field of Classification Search** D7/393-395,
D7/401.2, 444, 642-645, 649-667, 683, 691;
D24/133; 30/147-150, 322-324; 294/49-50.5,
294/55, 55.5, 61; 416/70 R
See application file for complete search history.

(56) **References Cited**

U.S. PATENT DOCUMENTS

D33,327 S *	10/1900	Crittenden	D7/691
885,444 A *	4/1908	Cram	416/70 R
D84,647 S *	7/1931	Pellow	D7/653
1,818,296 A *	8/1931	Bothe	30/322
2,473,288 A *	6/1949	McNeill	30/147
D169,830 S *	6/1953	St. Clair	D7/653
2,647,310 A *	8/1953	Yolles	30/149
2,778,109 A *	1/1957	Haynes	30/324
D192,970 S *	6/1962	Loertz	D7/643
3,121,951 A *	2/1964	Green	30/149
D199,630 S *	11/1964	Dedic, Sr.	D7/643
D200,801 S *	4/1965	Murase	D7/653
D216,482 S *	1/1970	Wentzel	D7/653
D249,926 S *	10/1978	Wong	D7/644
D272,033 S *	1/1984	Saucier	D7/653
4,535,538 A *	8/1985	Nelson	30/147

D299,303 S *	1/1989	Strobel et al.	D7/667
D306,116 S *	2/1990	Zimmerman	D7/653
D342,648 S *	12/1993	Cautereels et al.	D7/653
D345,605 S *	3/1994	Garrow	D24/133
D375,232 S *	11/1996	Held	D7/645
D376,514 S *	12/1996	Torkelson	D7/643
D391,123 S *	2/1998	Rey et al.	D7/644
D402,168 S *	12/1998	Joergensen	D7/691
D474,658 S *	5/2003	Gross	D7/683
6,751,873 B2 *	6/2004	Mattson et al.	30/324
7,013,568 B2 *	3/2006	Schmidt	30/147
D525,087 S *	7/2006	Vaishnav	D7/643
D533,034 S *	12/2006	Wasserman	D7/653
D536,221 S *	2/2007	Kamins	D7/643
2003/0029044 A1 *	2/2003	Mattson et al.	30/324

FOREIGN PATENT DOCUMENTS

FR 2766075 A1 * 1/1999

* cited by examiner

Primary Examiner—Cathron C. Brooks

Assistant Examiner—Ricky Pham

(57) **CLAIM**

I claim the ornamental design for the fork spoon utensil head, as shown and described.

DESCRIPTION


FIG. 1 is a left perspective view of the fork spoon utensil head;

FIG. 2 is a left side view thereof; and,

FIG. 3 is a top plan view thereof.

The broken lines shown in the drawings are for illustrative purposes only and form no part of the claimed design.

1 Claim, 1 Drawing Sheet






FIG. 1

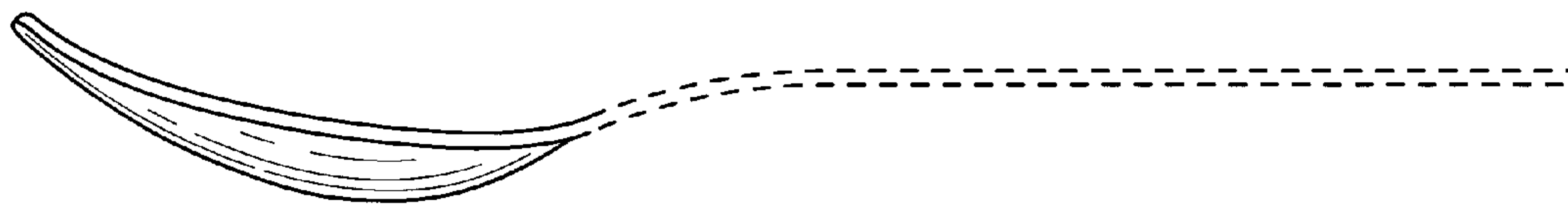


FIG. 2

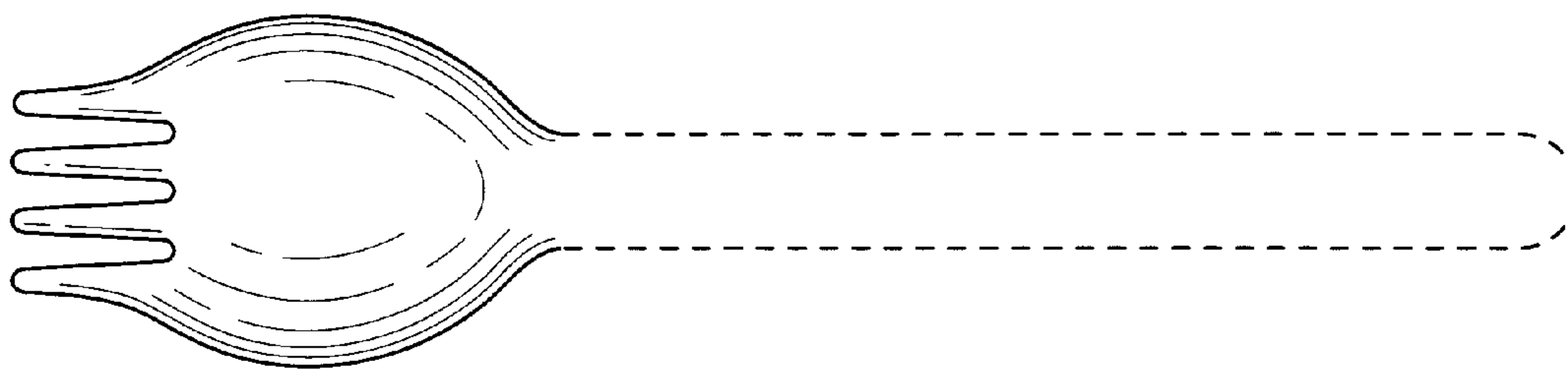


FIG. 3