

US00D544312S

(12) **United States Design Patent**
Dill-Schmidt et al.

(10) **Patent No.:** **US D544,312 S**
(45) **Date of Patent:** **** Jun. 12, 2007**

(54) **CONTAINER COVER**

(76) Inventors: **Janice Dill-Schmidt**, 27800 McBean Pkwy. #312, Valencia, CA (US) 91354;
Jacqueline Rogers, 77-6478 Martin Rd., Kailua-Kona, HI (US) 96740

(**) Term: **14 Years**

(21) Appl. No.: **29/242,509**

(22) Filed: **Nov. 12, 2005**

(51) **LOC (8) Cl.** **07-06**

(52) **U.S. Cl.** **D7/624.3**

(58) **Field of Classification Search** D7/619.1–625,
D7/603–608; D3/201, 202, 229, 232, 244,
D3/249; 62/457.1–457.7; 383/6, 95, 110;
220/737–740, 903, 592.17, 592.24; 215/386,
215/393–396; 224/148.3–148.6

See application file for complete search history.

(56) **References Cited**

U.S. PATENT DOCUMENTS

1,116,670	A	*	11/1914	Brewer	383/110
2,035,384	A	*	3/1936	Hinchliff	215/393
2,522,381	A	*	9/1950	Kramer	215/12.1
3,013,597	A	*	12/1961	Moran	383/6
4,281,520	A	*	8/1981	Norwood	62/457.4
4,468,933	A	*	9/1984	Christopher	62/457.1
4,514,995	A	*	5/1985	Curtis et al.	215/395
4,671,424	A		6/1987	Byrns		
4,708,254	A		11/1987	Byrns		
4,796,937	A		1/1989	Andrea		
5,313,807	A		5/1994	Owen		

D349,010	S	*	7/1994	Johnson	D7/619.1
D381,865	S	*	8/1997	Gallagher	D7/624.1
5,680,958	A		10/1997	Mann et al.		
5,709,105	A		1/1998	Palermo		
5,915,580	A		6/1999	Melk		
6,059,140	A		5/2000	Hicks		
6,073,796	A		6/2000	Mogil		
D455,935	S	*	4/2002	Detiveaux	D7/624.2
6,655,543	B2		12/2003	Beuke		
6,799,693	B2		10/2004	Meza		
2002/0104845	A1		8/2002	Beuke		
2003/0146228	A1		8/2003	Davis et al.		
2003/0230511	A1		12/2003	Meza		

* cited by examiner

Primary Examiner—Terry A. Wallace

(57) **CLAIM**

The ornamental design for a container cover, as shown and described.

DESCRIPTION

The above and other aspects of the present invention will be more apparent from the following more particular description thereof, presented in conjunction with the following drawings wherein:

FIG. 1 is a front perspective view of the invention;

FIG. 2 is a back view of the invention;

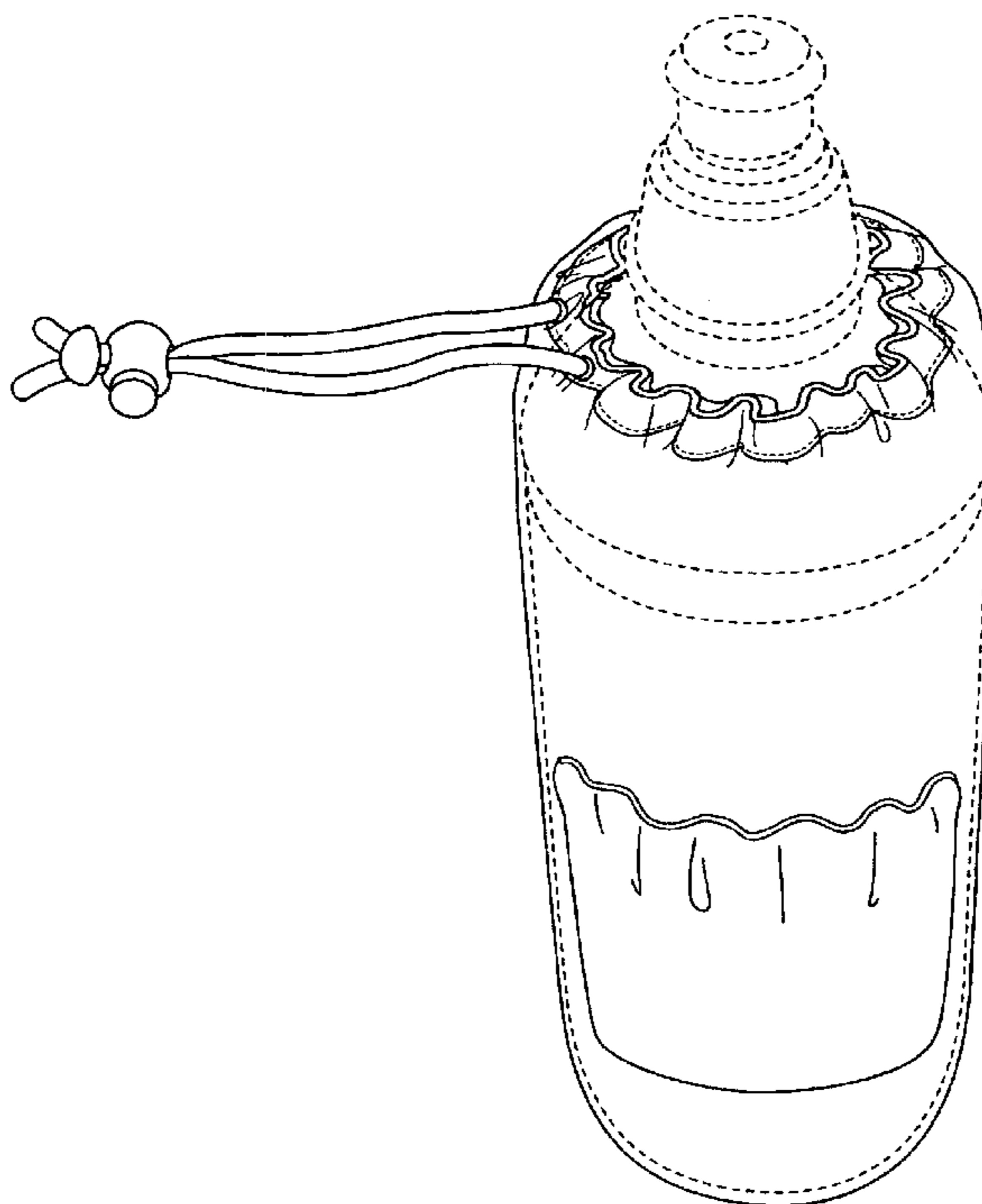
FIG. 3 is a front view of the invention;

FIG. 4 is a top view of the invention; and,

FIG. 5 is a bottom view of the invention.

The broken lines are for illustrative purposes only and form no part of the claimed design.

1 Claim, 5 Drawing Sheets



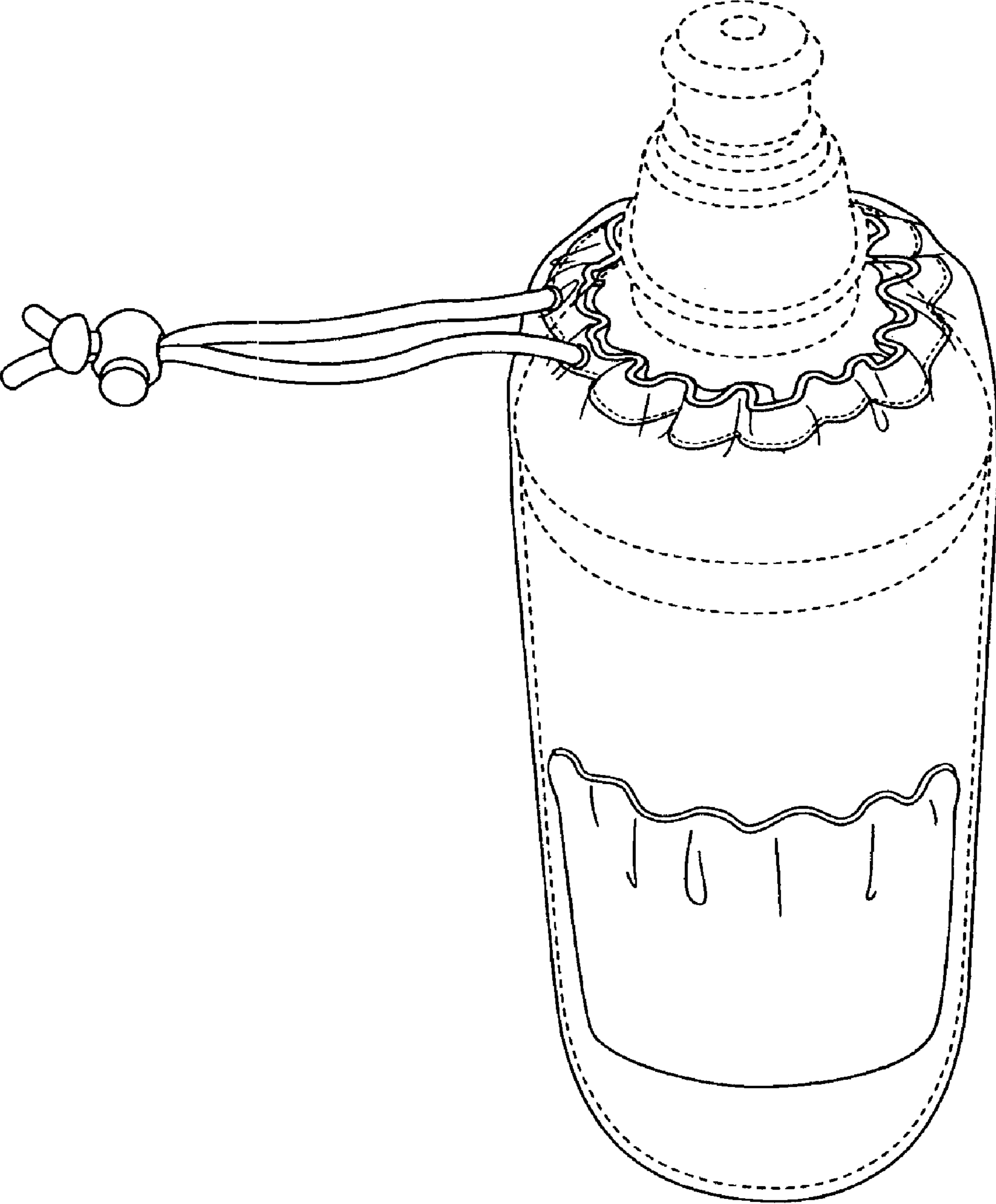


Fig. 1

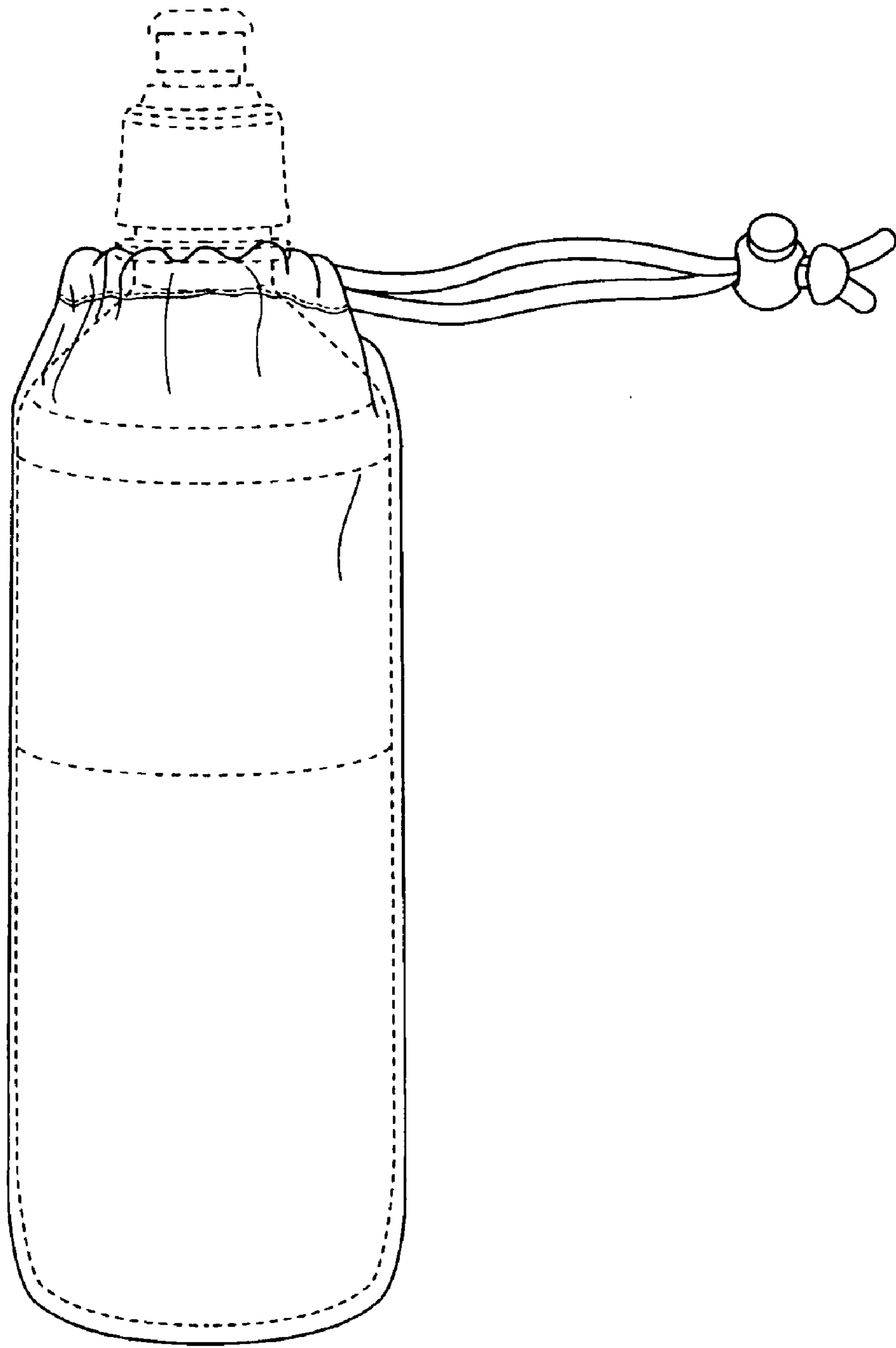


Fig. 2

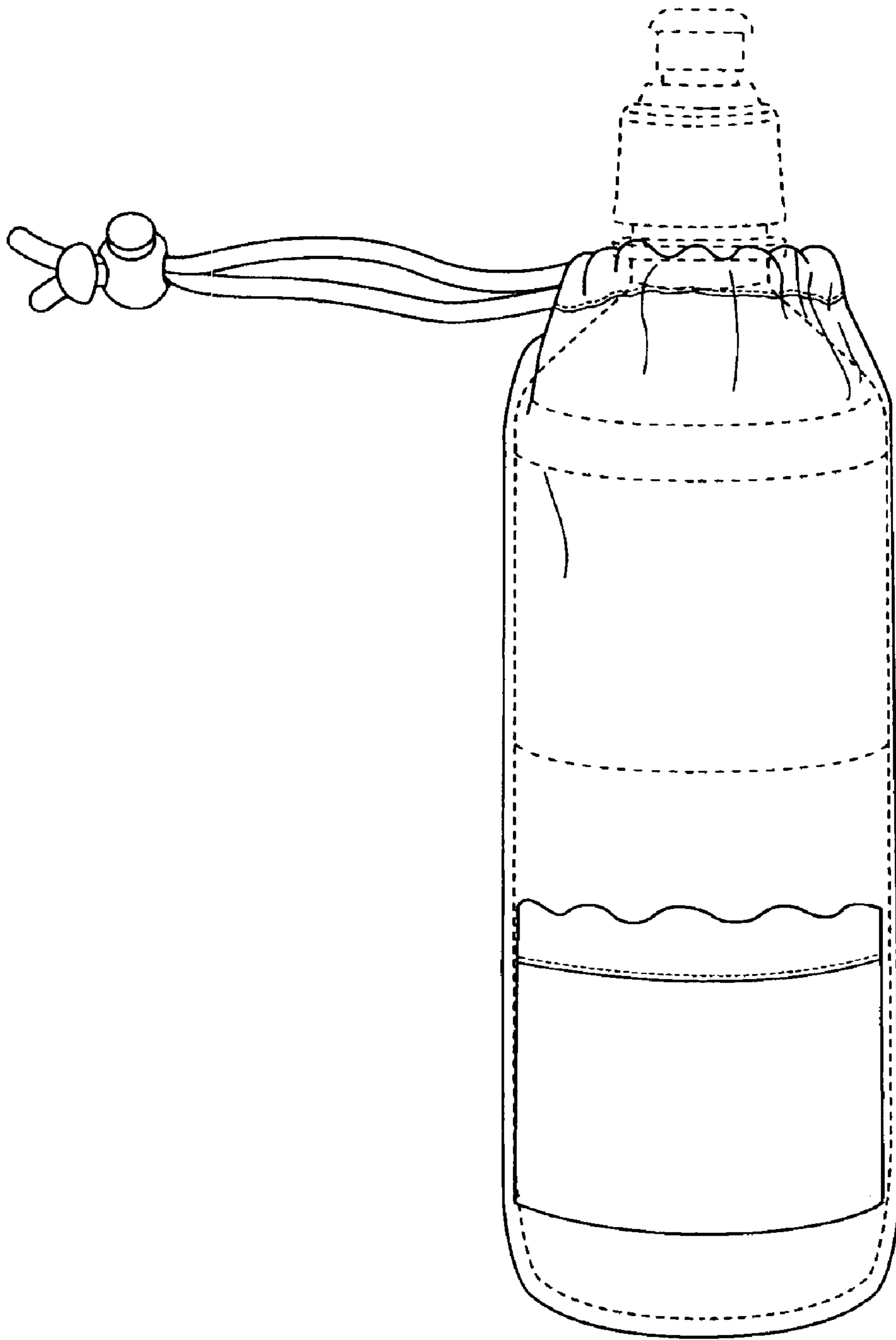


Fig. 3

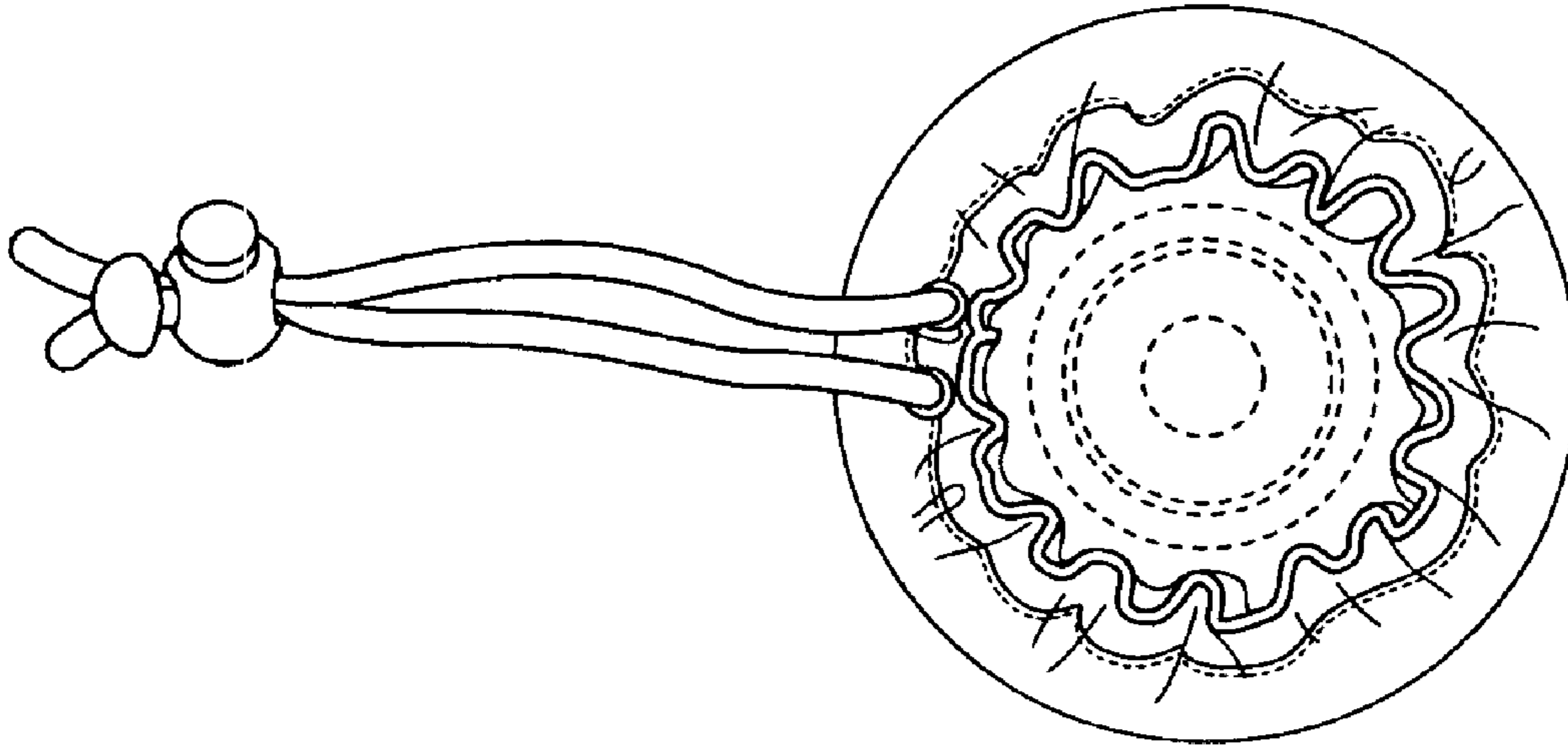


Fig. 4

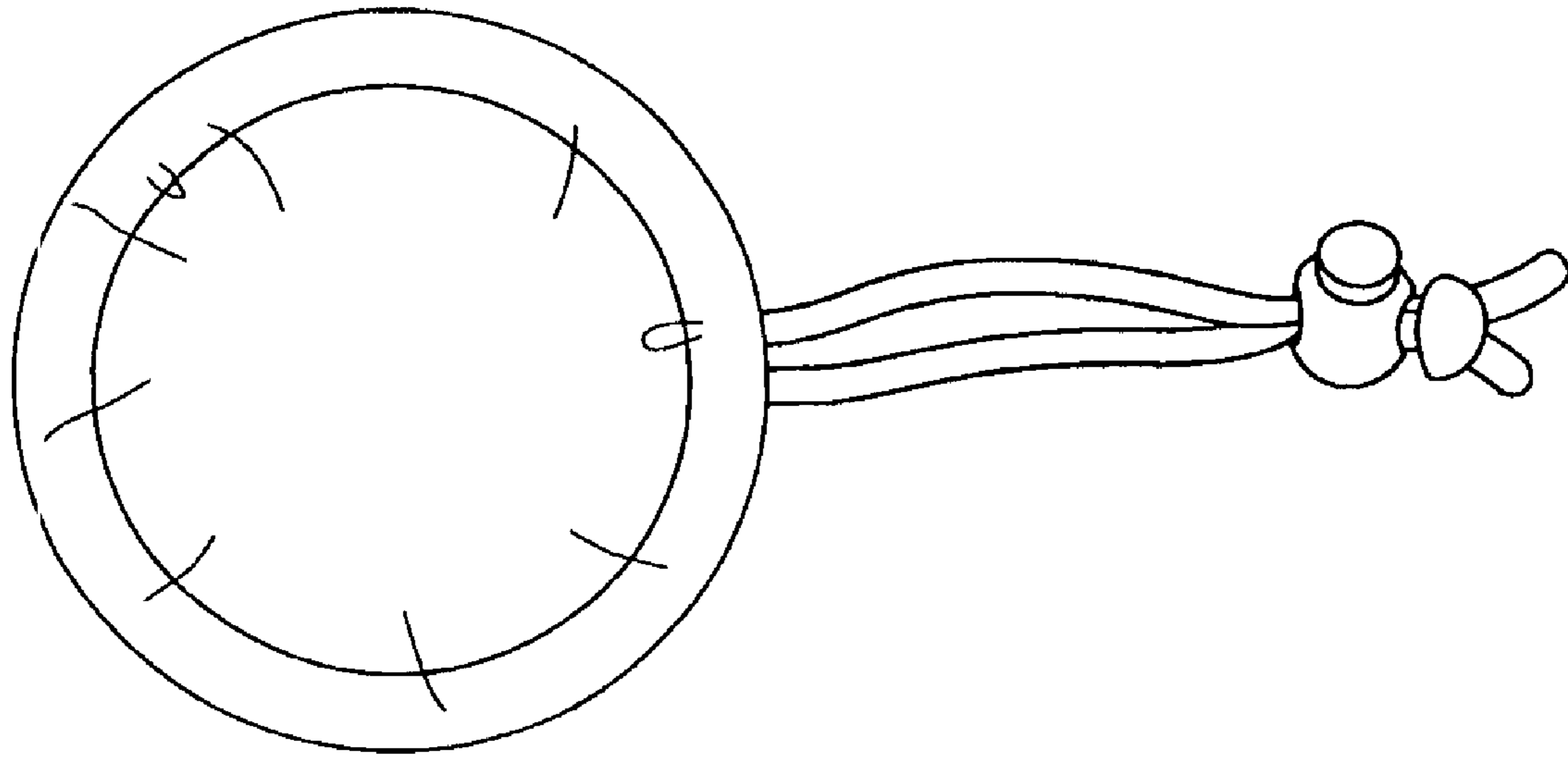


Fig. 5