

US00D544302S

(12) **United States Design Patent**  
**Gibbons**

(10) **Patent No.:** **US D544,302 S**

(45) **Date of Patent:** **\*\* Jun. 12, 2007**

(54) **TUMBLER**

(75) Inventor: **Paul Gibbons**, Olympia, WA (US)

(73) Assignee: **Pacific Market International, LLC**,  
Seattle, WA (US)

(\*\*) Term: **14 Years**

(21) Appl. No.: **29/251,297**

(22) Filed: **Jan. 4, 2006**

(51) **LOC (8) Cl.** ..... **07-01**

(52) **U.S. Cl.** ..... **D7/510; D7/511; D7/529**

(58) **Field of Classification Search** ..... D7/514,  
D7/515, 509, 510, 511, 523, 529, 525; D9/668,  
D9/504, 538; D21/713; D3/221, 202; 220/703,  
220/705, 714, 719, 592.16; 215/12.2; 224/148.4  
See application file for complete search history.

(56) **References Cited**

**U.S. PATENT DOCUMENTS**

3,495,736	A *	2/1970	Ragetti	.....	220/670
D275,254	S *	8/1984	Durand	.....	D7/529
D329,170	S *	9/1992	Hoffer	.....	D7/509
D383,942	S *	9/1997	Rench et al.	.....	D7/529
D423,879	S *	5/2000	Lin	.....	D7/529
D437,185	S	2/2001	Freed		
D454,756	S *	3/2002	Janky et al.	.....	D7/510
D457,396	S *	5/2002	Janky et al.	.....	D7/510
D464,074	S *	10/2002	Miyazaki	.....	D16/230

D467,122	S	12/2002	Janky		
D467,124	S *	12/2002	Janky	.....	D7/533
D469,309	S *	1/2003	Janky	.....	D7/510
D474,074	S *	5/2003	Hou	.....	D7/531
D484,743	S *	1/2004	Furlong	.....	D7/510
D486,694	S *	2/2004	McMullin	.....	D7/529
D489,940	S *	5/2004	Gluck	.....	D7/523
D528,365	S *	9/2006	Hsu	.....	D7/529
D533,403	S *	12/2006	Bhavnani	.....	D7/510

\* cited by examiner

*Primary Examiner*—M. N. Pandozzi

(74) *Attorney, Agent, or Firm*—George C. Rondeau, Jr.;  
Davis Wright Tremaine LLP

(57) **CLAIM**

The ornamental design for an tumbler, as shown and described.

**DESCRIPTION**

FIG. 1 is a top right perspective view from the front of an tumbler showing my new design.

FIG. 2 is a front elevational thereof.

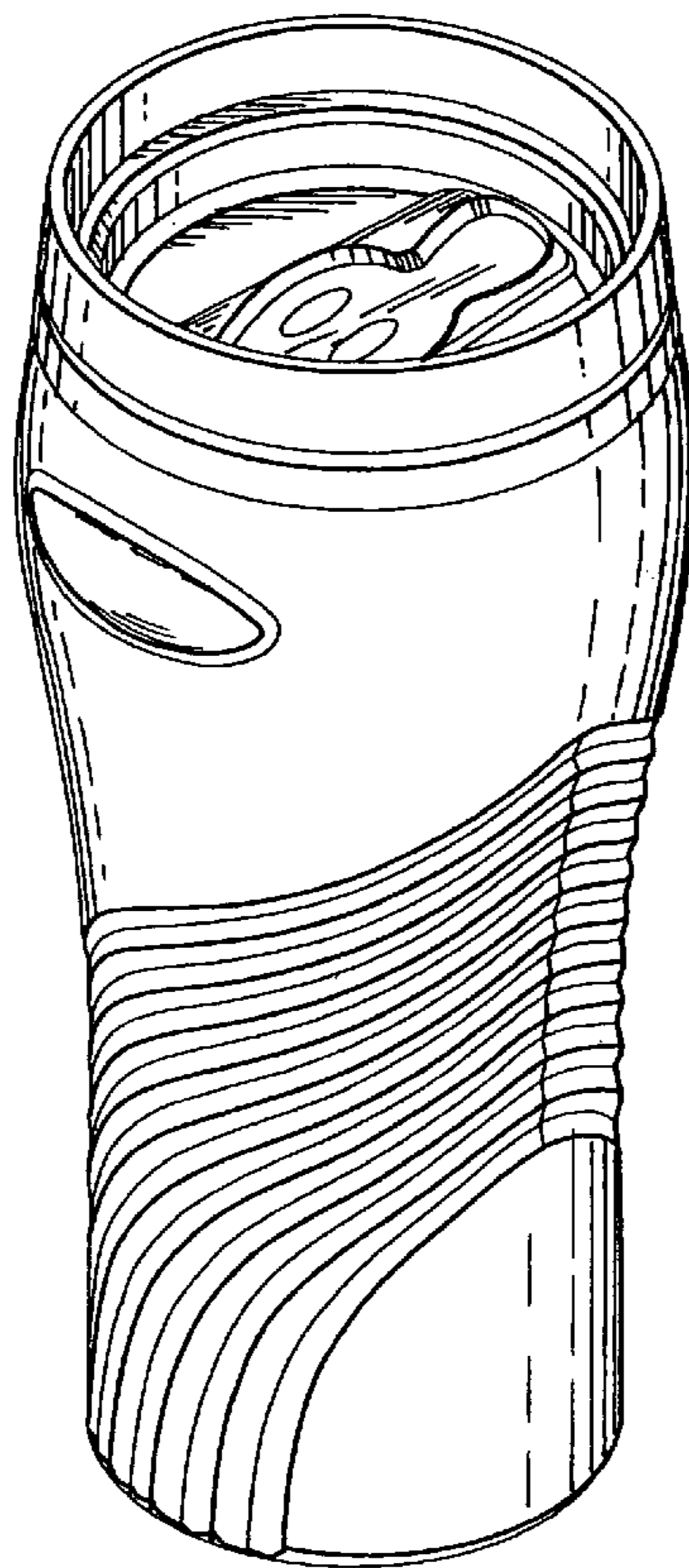
FIG. 3 is a rear elevational view thereof.

FIG. 4 is a left side elevational view thereof (the right side elevational view being the mirror image of the left side).

FIG. 5 is a top plan view thereof; and,

FIG. 6 is a bottom plan view thereof.

**1 Claim, 3 Drawing Sheets**



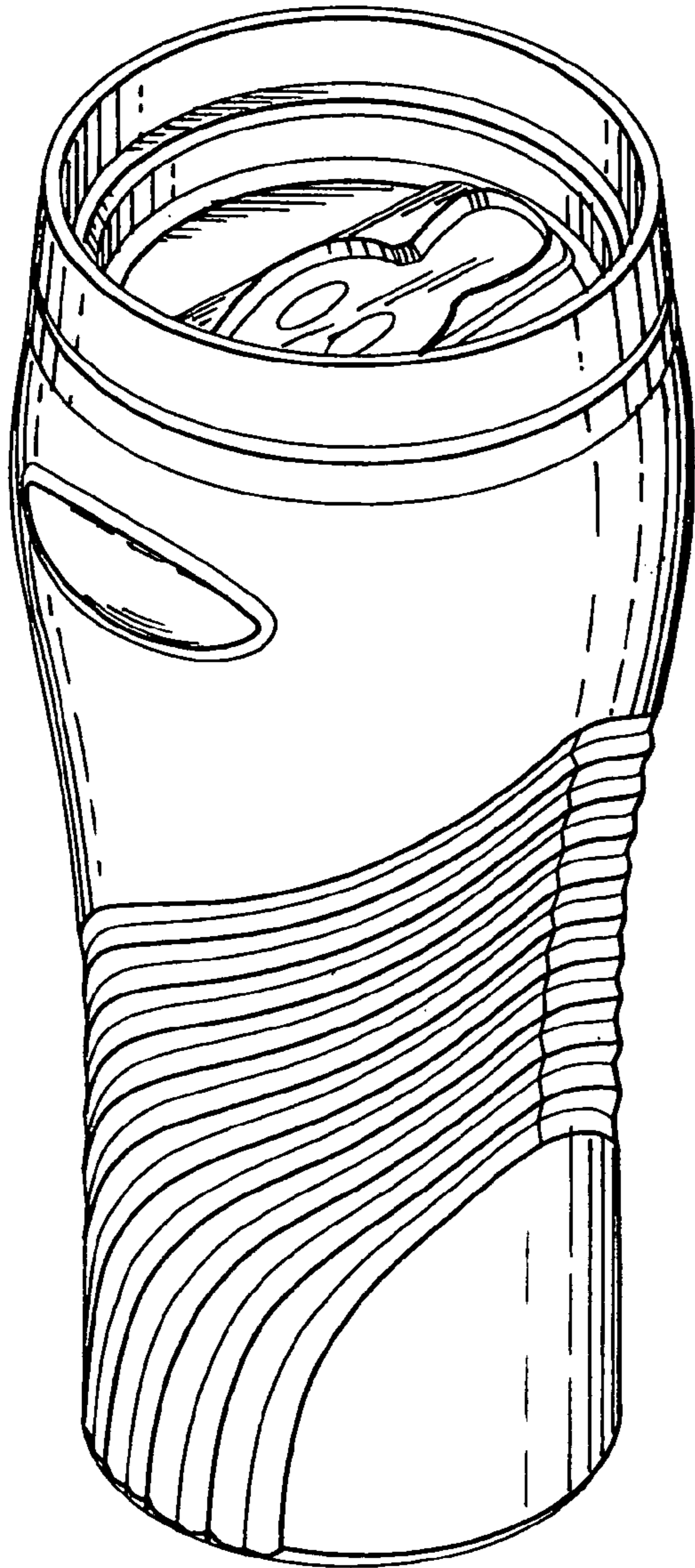


FIG. 1

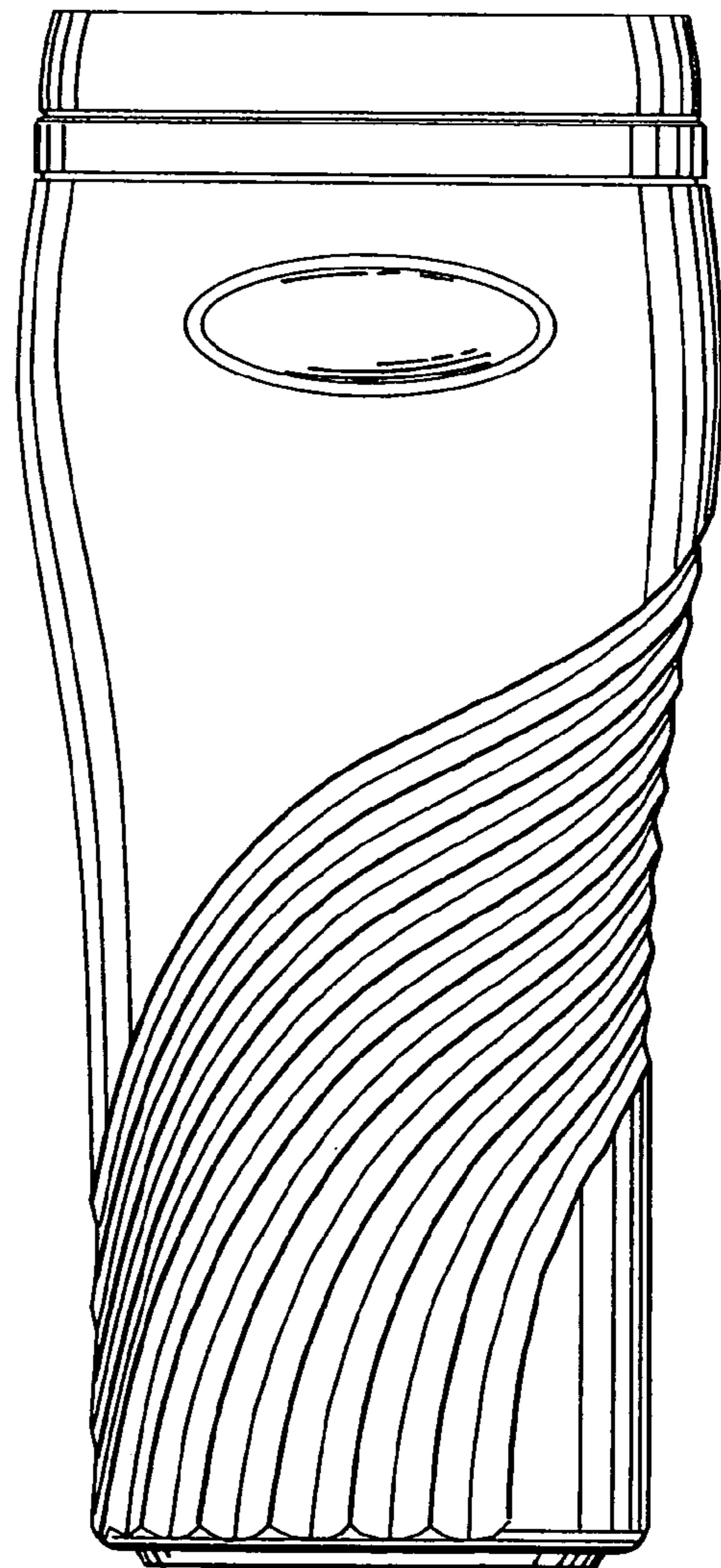


FIG. 2

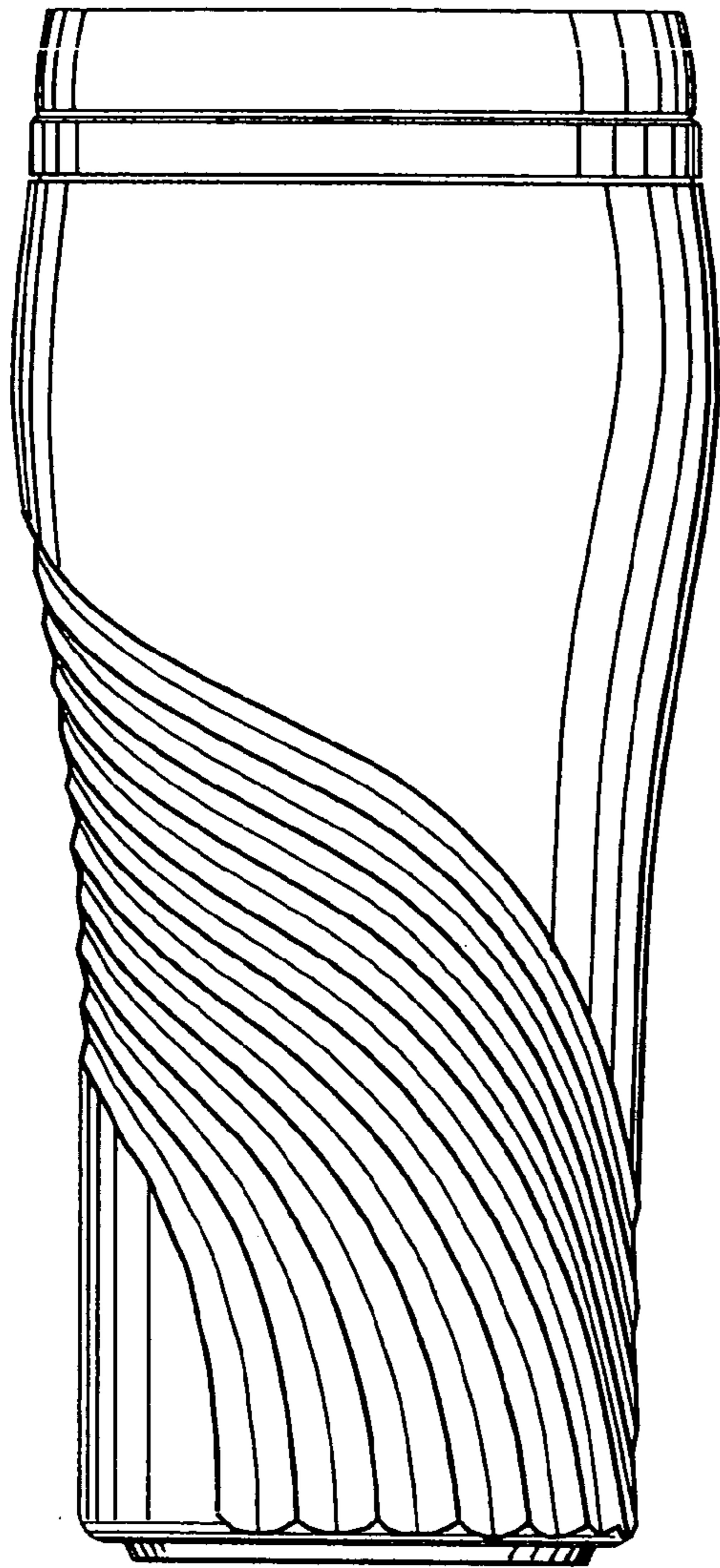
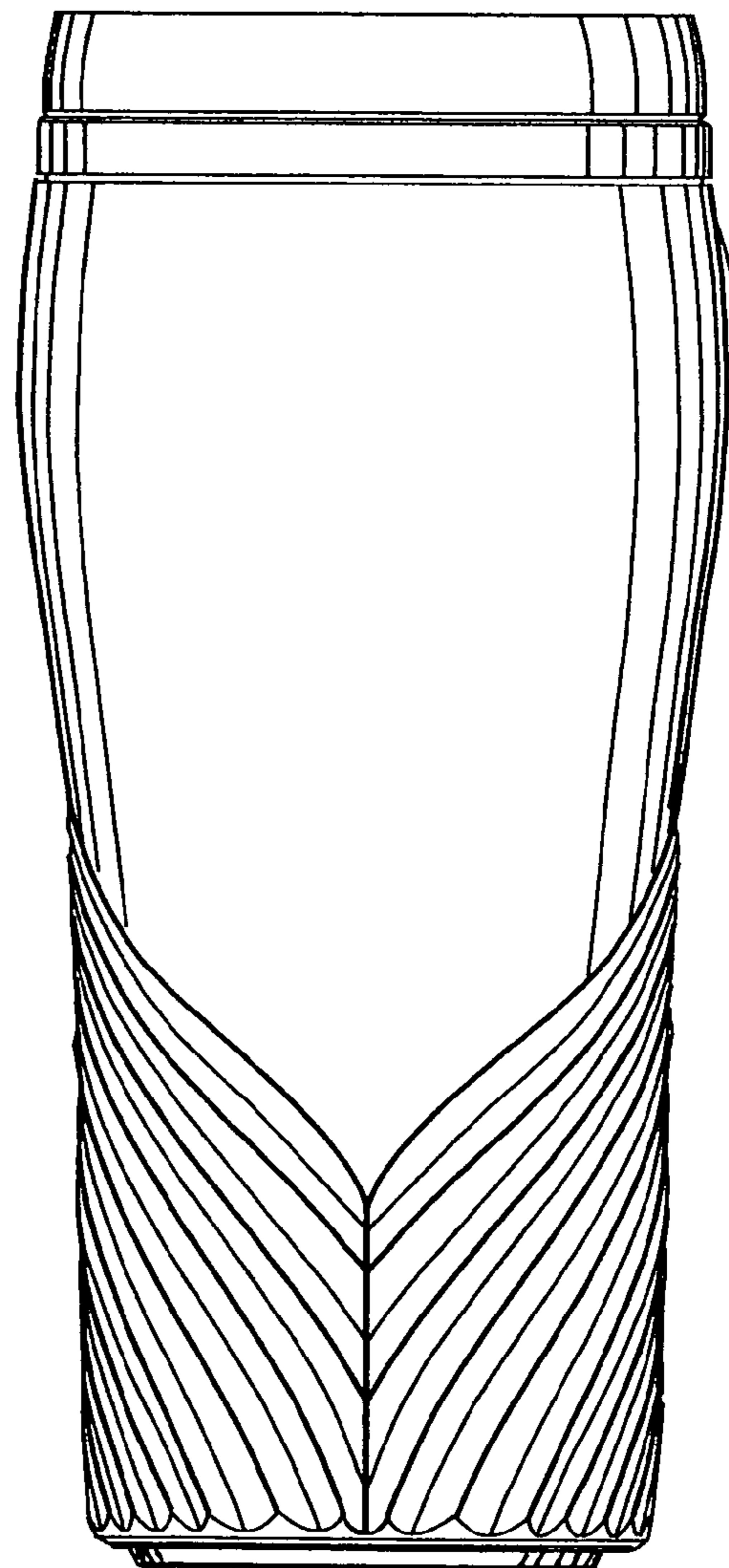


FIG. 4

FIG. 3





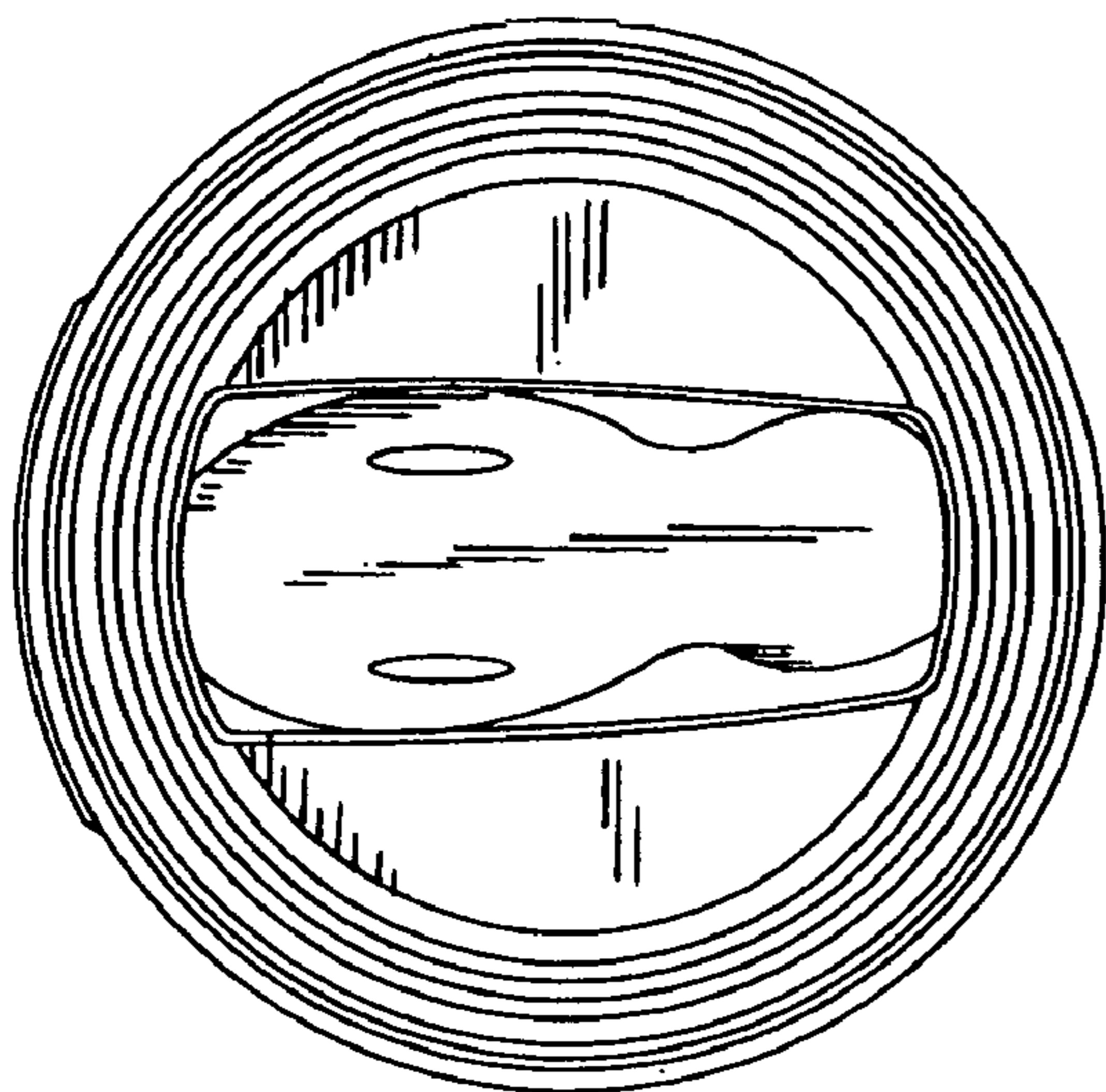


FIG. 5

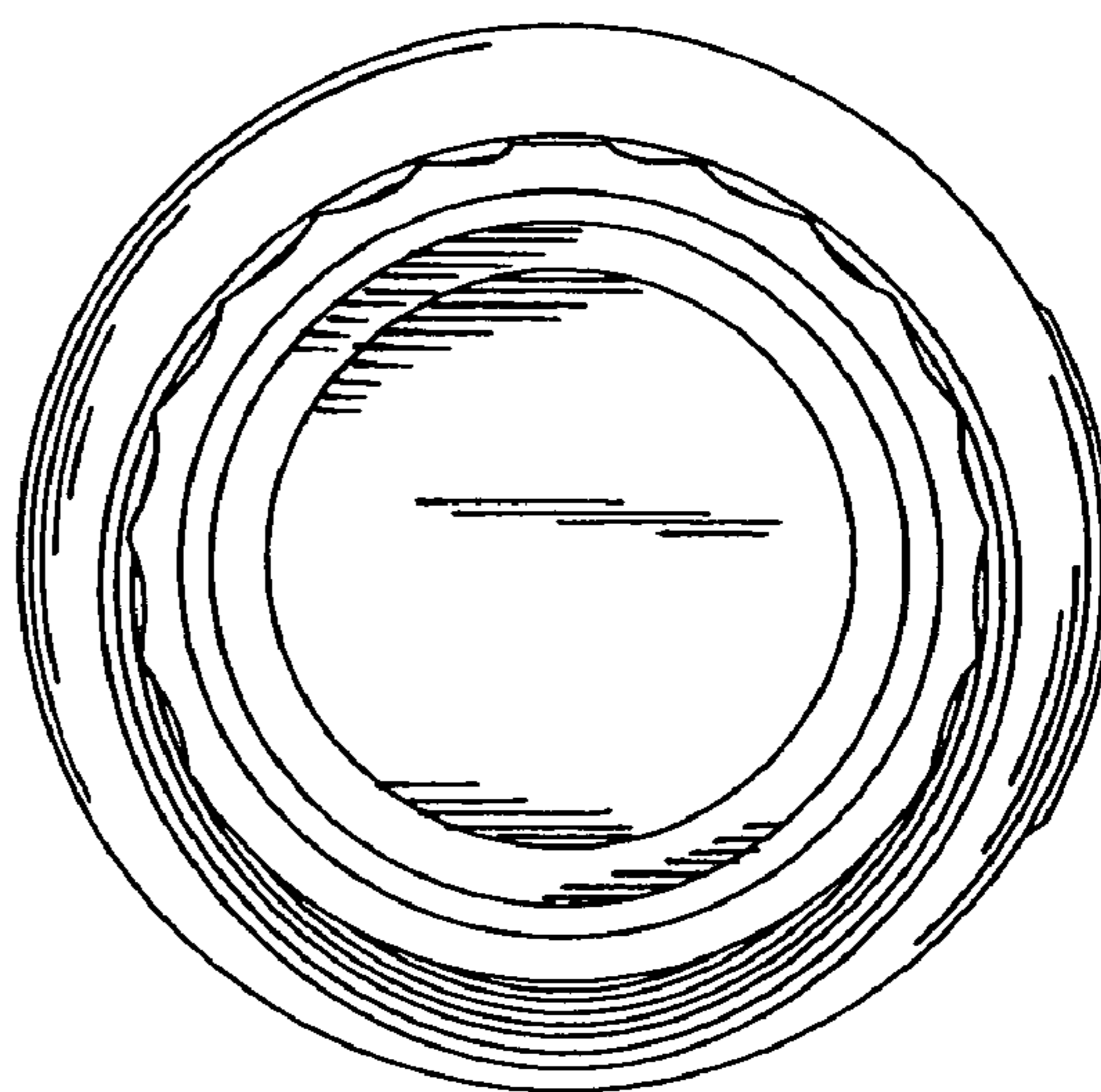


FIG. 6