

US00D544288S

(12) **United States Design Patent**  
**Berlencourt**

(10) **Patent No.:** **US D544,288 S**

(45) **Date of Patent:** **\*\* Jun. 12, 2007**

(54) **ELECTRIC KETTLE**

(75) Inventor: **Jean-Philippe Berlencourt**, Chatillon  
(FR)

(73) Assignee: **SEB S.A.**, Ecully (FR)

(\*\*) Term: **14 Years**

(21) Appl. No.: **29/227,213**

(22) Filed: **Apr. 8, 2005**

(30) **Foreign Application Priority Data**

Oct. 8, 2004 (FR) ..... 04 4842

(51) **LOC (8) Cl.** ..... **07-01**

(52) **U.S. Cl.** ..... **D7/319; D7/317**

(58) **Field of Classification Search** ..... D7/305,  
D7/316-319, 312, 612, 629, 600, 598; 99/307,  
99/285, 306; 222/494, 465.1; 210/85; D23/209  
See application file for complete search history.

(56) **References Cited**

**U.S. PATENT DOCUMENTS**

D362,151 S \* 9/1995 Wilson et al. .... D7/319  
D396,378 S \* 7/1998 Hensel ..... D7/319  
D399,090 S \* 10/1998 Green ..... D7/319  
D427,478 S \* 7/2000 Littmann et al. .... D7/318  
D437,175 S \* 2/2001 Brady ..... D7/319  
D439,466 S \* 3/2001 Bouhuys ..... D7/319  
D447,379 S \* 9/2001 DiNunzio et al. .... D7/376

D463,947 S \* 10/2002 Choi ..... D7/319  
D475,233 S \* 6/2003 De Visser ..... D7/317  
D479,091 S \* 9/2003 Glucksman et al. .... D7/319  
D490,639 S \* 6/2004 Kling ..... D7/318  
D490,640 S \* 6/2004 De Visser ..... D7/319  
D494,003 S \* 8/2004 Kerr et al. .... D7/322  
D498,383 S \* 11/2004 Chang et al. .... D7/305  
D498,384 S \* 11/2004 McWilliam ..... D7/319

\* cited by examiner

*Primary Examiner*—M. N. Pandozzi

(74) *Attorney, Agent, or Firm*—Young & Thompson

(57) **CLAIM**

The ornamental design for a electric kettle, as shown.

**DESCRIPTION**

FIG. 1 is a top, front and side perspective view of an electric kettle showing my new design;

FIG. 2 is a front elevational view thereof;

FIG. 3 is a rear elevational view thereof;

FIG. 4 is a side elevational view thereof from the left of FIG. 2;

FIG. 5 is a side elevational view thereof from the right of FIG. 2;

FIG. 6 is a top plan view thereof; and,

FIG. 7 is a bottom plan view thereof.

**1 Claim, 7 Drawing Sheets**






FIG. 1

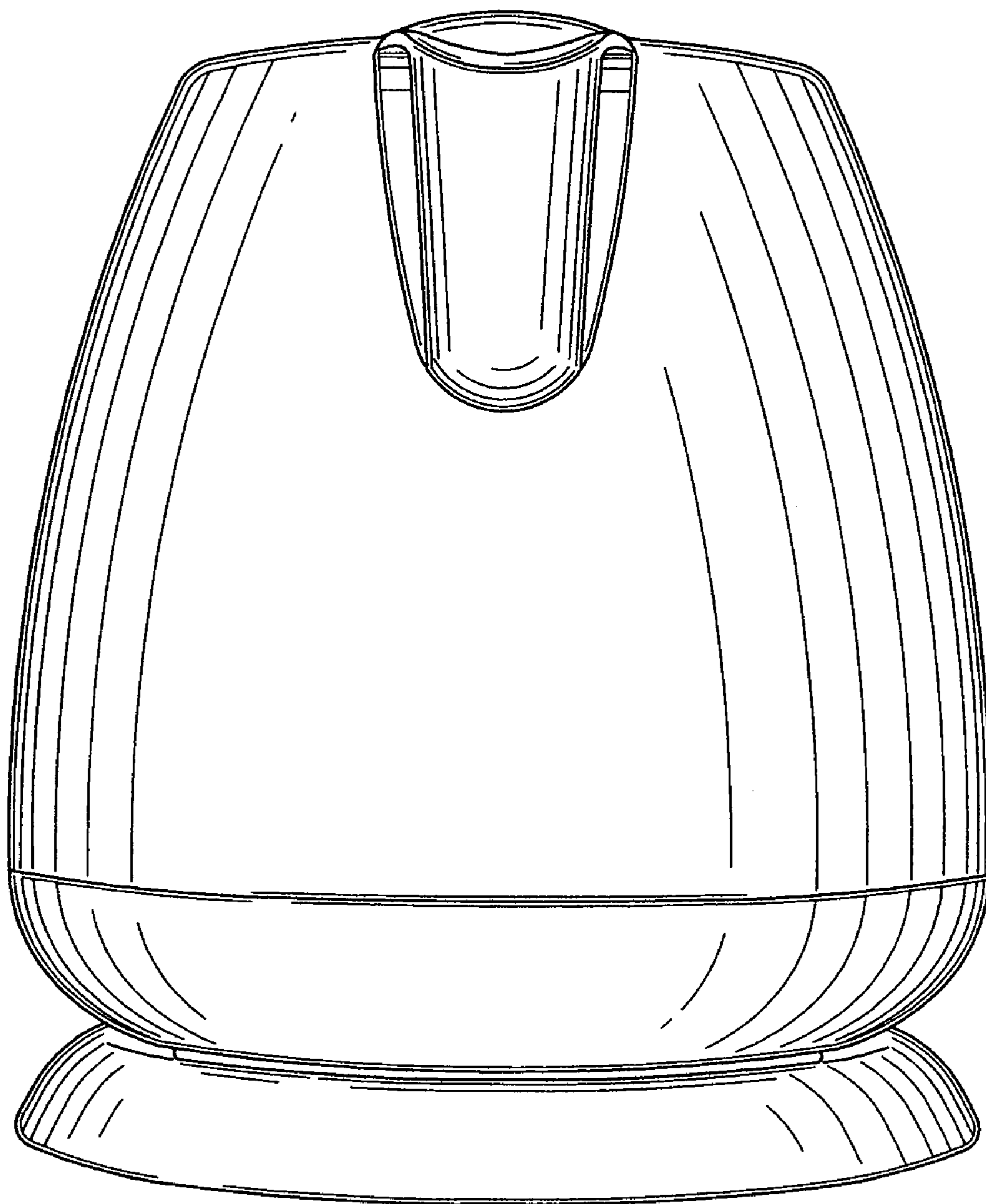


FIG. 2

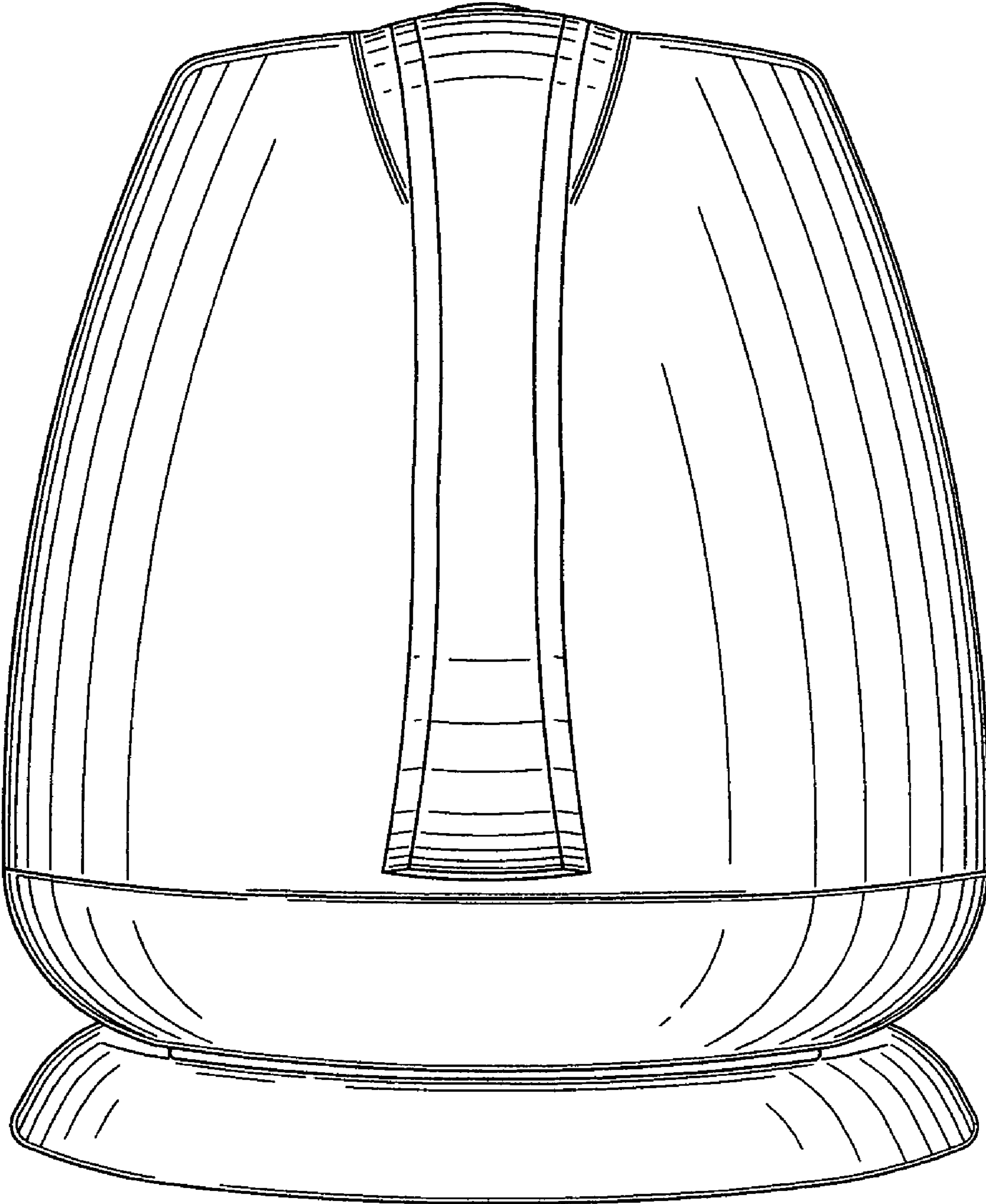


FIG. 3




FIG. 4




FIG. 5

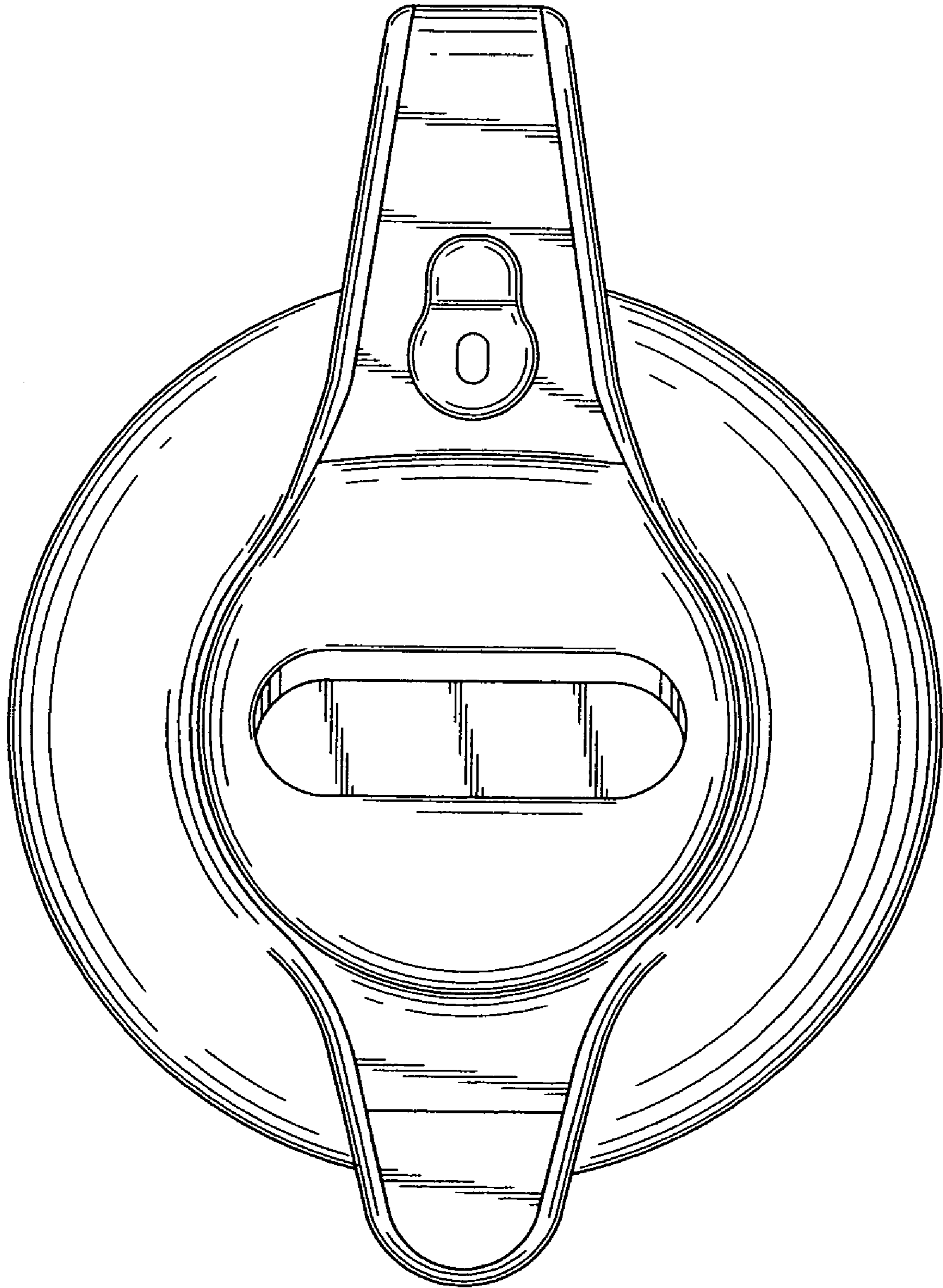


FIG. 6

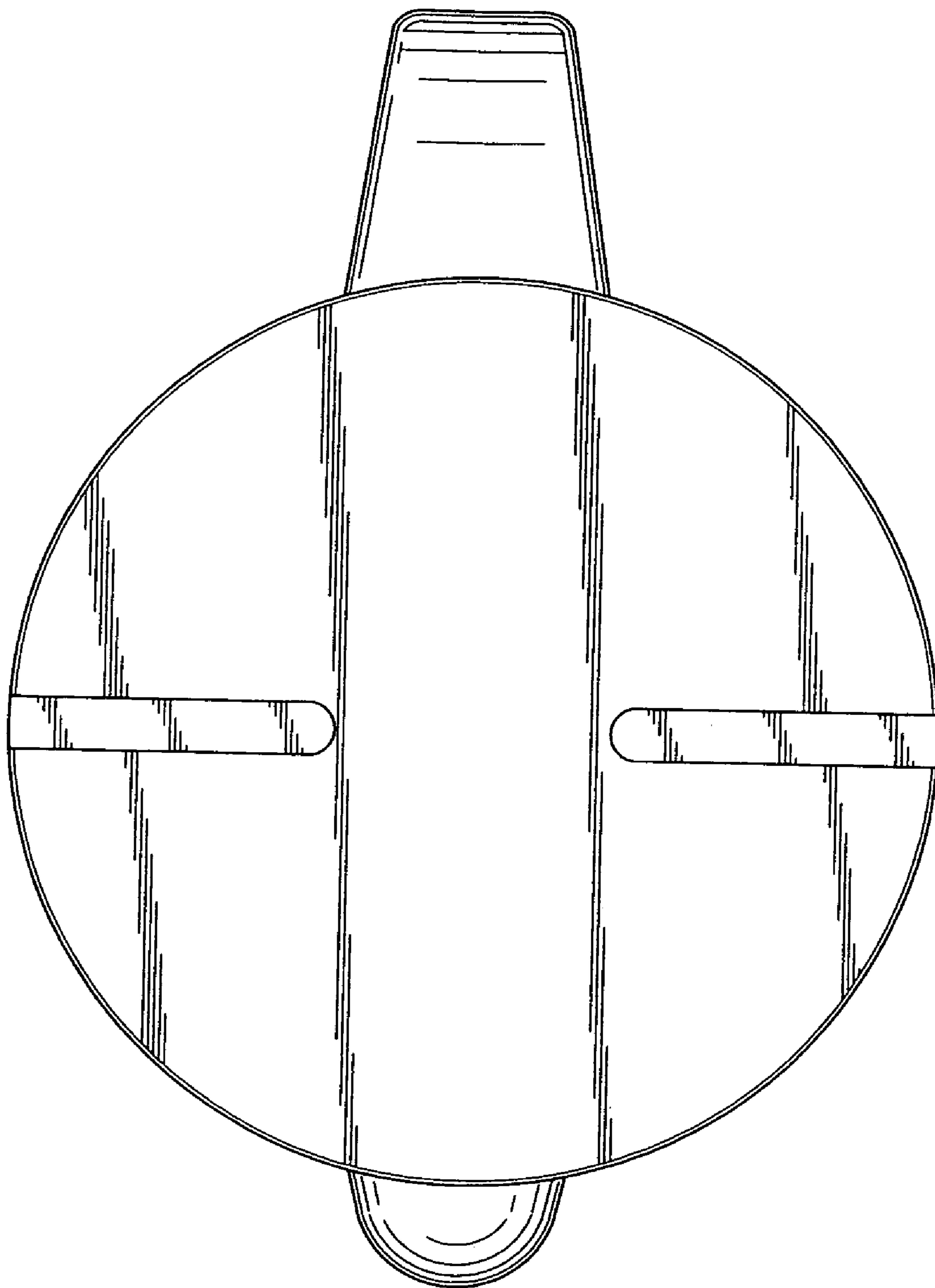


FIG. 7