

US00D544284S

(12) **United States Design Patent**
Huang

(10) **Patent No.:** **US D544,284 S**

(45) **Date of Patent:** **** Jun. 12, 2007**

(54) **MATTRESS FRAME**

5,052,064 A * 10/1991 Hagemeister et al. 5/246
5,361,434 A * 11/1994 Hagemeister et al. 5/247
6,651,276 B2 * 11/2003 McCraw et al. 5/246

(76) Inventor: **Yi-Chen Huang**, No. 34-4,
Chi-Tsu-Tou, Kuan-Shih Tsun,
Shui-Shang Hsiang, Chia-Yi Hsien
(TW)

* cited by examiner

Primary Examiner—Robert M. Spear
Assistant Examiner—Mary Ann Calabrese
(74) *Attorney, Agent, or Firm*—Ladas & Parry LLP

(**) Term: **14 Years**

(21) Appl. No.: **29/240,214**

(57) **CLAIM**

(22) Filed: **Oct. 11, 2005**

The ornamental design for mattress frame, as shown and described.

(51) **LOC (8) Cl.** **06-99**

(52) **U.S. Cl.** **D6/606**

(58) **Field of Classification Search** D6/595,
D6/596, 601, 604, 606; 5/186, 246, 247,
5/249, 655.9, 717, 719; 267/80, 103, 130,
267/142, 144, 157, 158; 108/57.14

See application file for complete search history.

DESCRIPTION

FIG. 1 is a perspective view of mattress frame, showing my new design;

FIG. 2 is a front elevational view thereof;

FIG. 3 is a rear elevational view thereof;

FIG. 4 is a left side elevational view thereof;

FIG. 5 is a right side elevational view thereof;

FIG. 6 is a top plan view thereof; and,

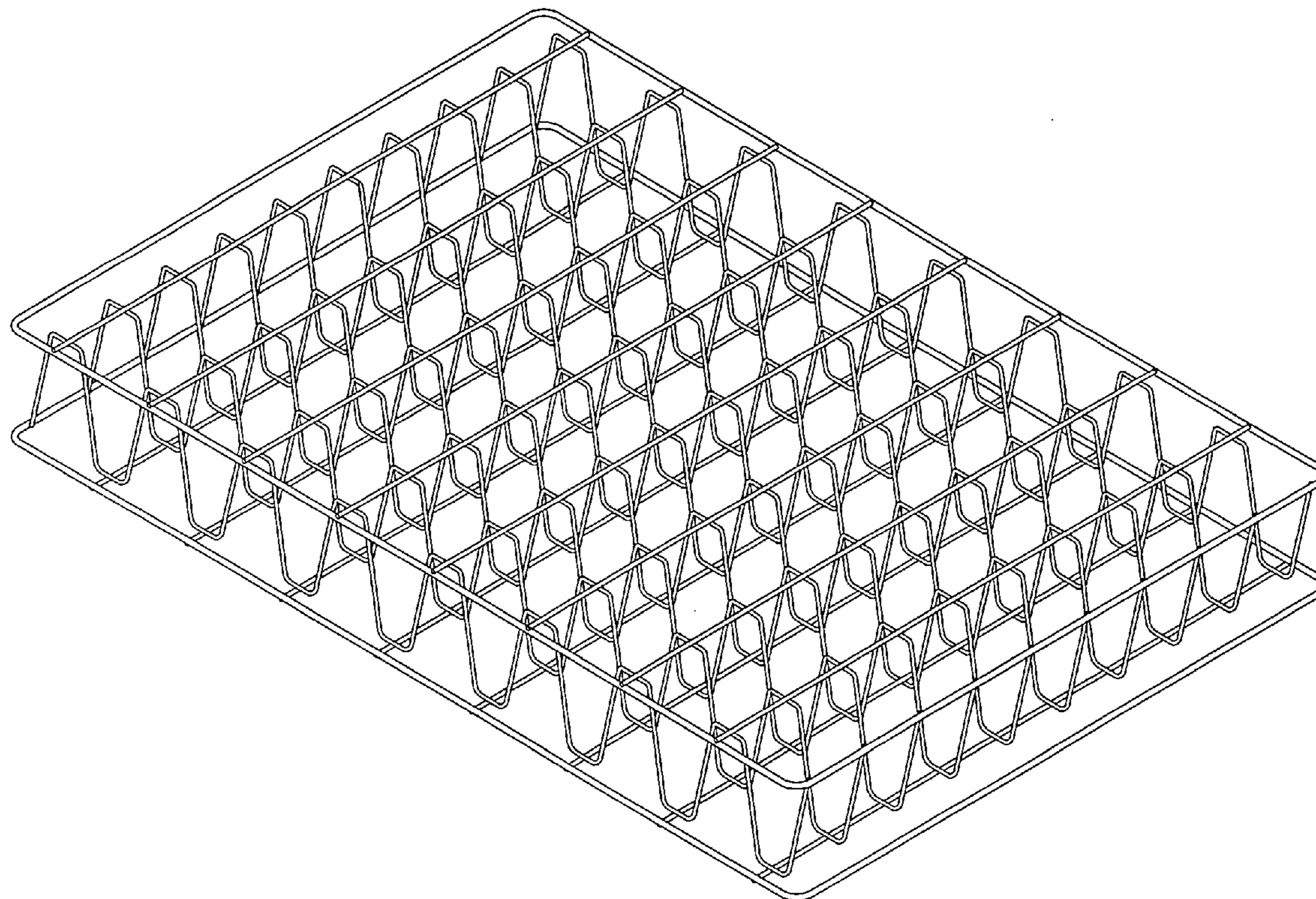
FIG. 7 is a bottom plan view thereof.

(56) **References Cited**

U.S. PATENT DOCUMENTS

3,538,861 A * 11/1970 Jurasek 108/57.14
4,377,279 A * 3/1983 Schulz et al. 267/103
4,654,905 A * 4/1987 Miller 5/249
4,813,656 A * 3/1989 Ramsey 267/80

1 Claim, 5 Drawing Sheets



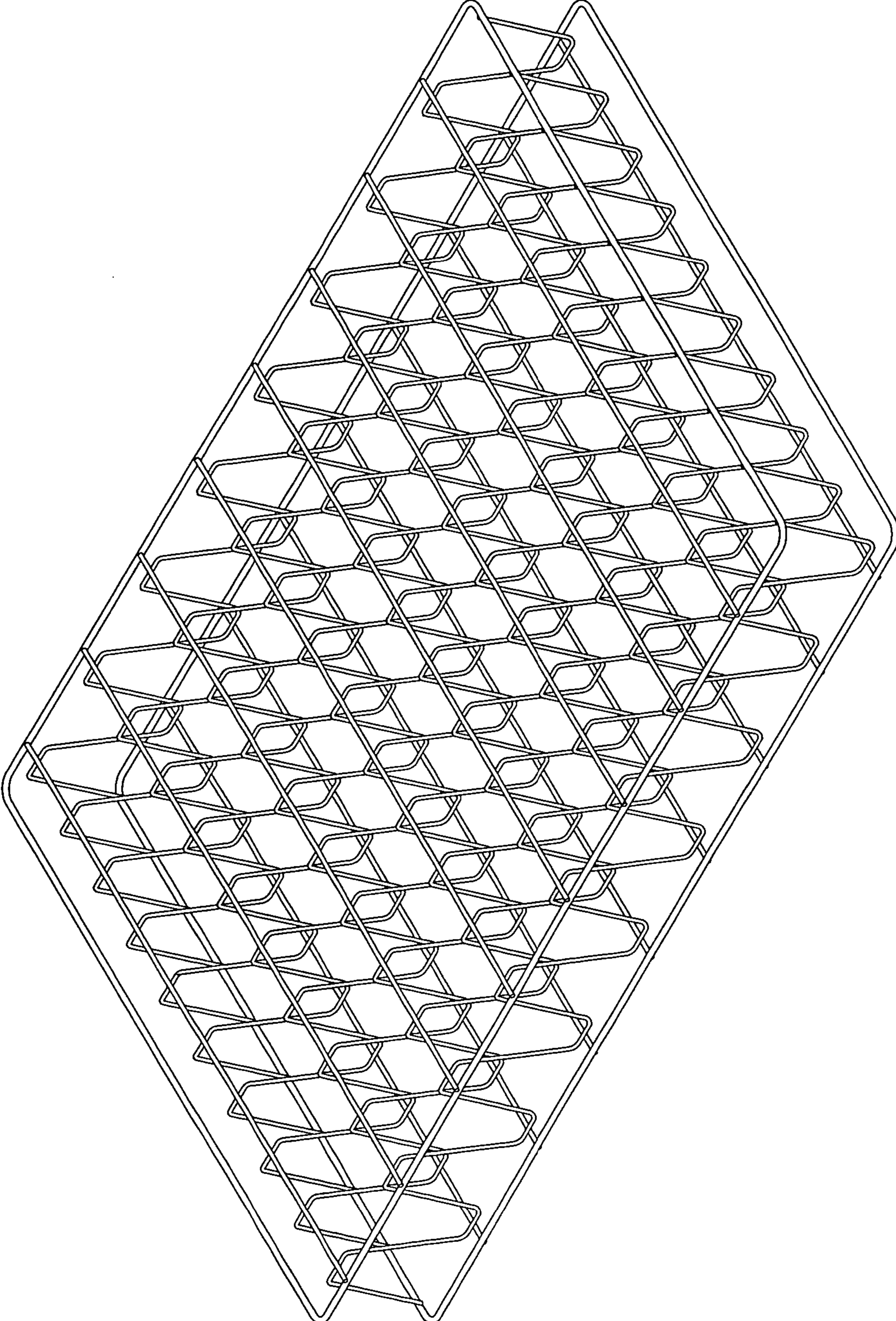


FIG. 1




FIG. 2




FIG. 3

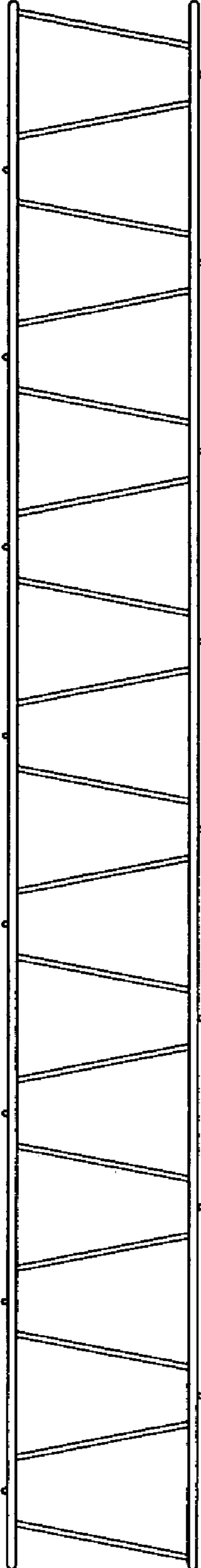


FIG. 4

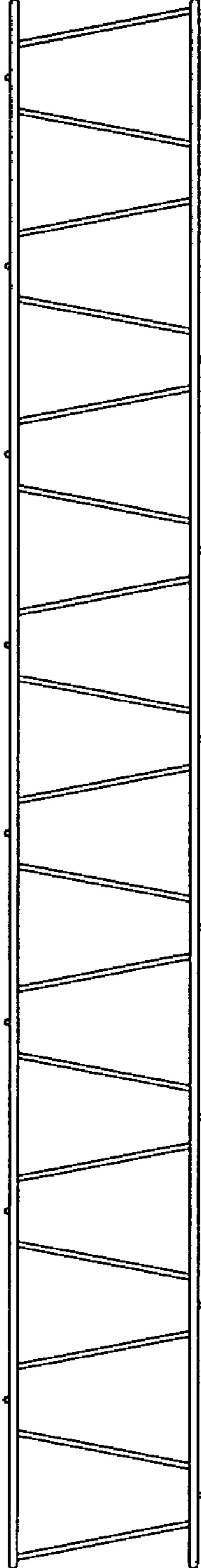


FIG. 5




FIG. 6




FIG. 7