

US00D544281S

(12) **United States Design Patent**
Appleby

(10) **Patent No.:** **US D544,281 S**

(45) **Date of Patent:** **** Jun. 12, 2007**

(54) **EXERCISE MAT**

(76) Inventor: **Anne E. Appleby**, 500 Almer Rd.,
Burlingame, CA (US) 94010

(**) Term: **14 Years**

(21) Appl. No.: **29/248,969**

(22) Filed: **Sep. 13, 2006**

Related U.S. Application Data

(63) Continuation-in-part of application No. 10/408,852,
filed on Aug. 11, 2003.

(51) **LOC (8) Cl.** **06-11**

(52) **U.S. Cl.** **D6/582**

(58) **Field of Classification Search** D6/582,
D6/596, 603, 606, 607; D21/9; 5/417-420,
5/655-656; 428/80, 84; 482/23, 51
See application file for complete search history.

(56) **References Cited**

U.S. PATENT DOCUMENTS

1,222,563	A	4/1917	Rosenberg	
4,097,944	A	7/1978	Yulish	
D255,933	S	7/1980	Link	
4,450,193	A	5/1984	Staebler	
D291,586	S *	8/1987	Bourret D21/686
4,905,990	A	3/1990	DeSantis	
5,059,463	A	10/1991	Peters	
5,203,041	A	4/1993	Alonso	
5,210,891	A	5/1993	Avital et al.	
5,291,625	A	3/1994	Leslie	
5,303,435	A	4/1994	Haar et al.	
5,551,934	A	9/1996	Binette	
D391,109	S	2/1998	Miller	
D393,499	S	4/1998	Brown	
6,073,283	A	6/2000	Zheng	

D457,373	S	5/2002	Prinzmetal	
6,387,013	B1	5/2002	Marquez	
D463,700	S	10/2002	Le Gette et al.	
6,491,196	B1	12/2002	Coler	
6,578,217	B1	6/2003	Roberson	
6,640,359	B1	11/2003	Alane	
6,742,203	B2	6/2004	Reynolds	
6,751,816	B1 *	6/2004	Wechsler 5/417
6,983,498	B2 *	1/2006	Peterson et al. 5/413 R
7,007,322	B2 *	3/2006	Alane 5/417
7,108,635	B2 *	9/2006	Howlett-Campanella 482/23
D530,512	S *	10/2006	Palaszek D3/254
2001/0034288	A1	10/2001	Howlett-Campanella	

* cited by examiner

Primary Examiner—T. Chase Nelson
Assistant Examiner—Barbara Blanton Lohr

(57) **CLAIM**

The ornamental design for an exercise mat, substantially as shown and described.

DESCRIPTION

FIG. 1 is an upper right front perspective view of the exercise mat of my design;

FIG. 2 is a front elevational view of the exercise mat of FIG. 1;

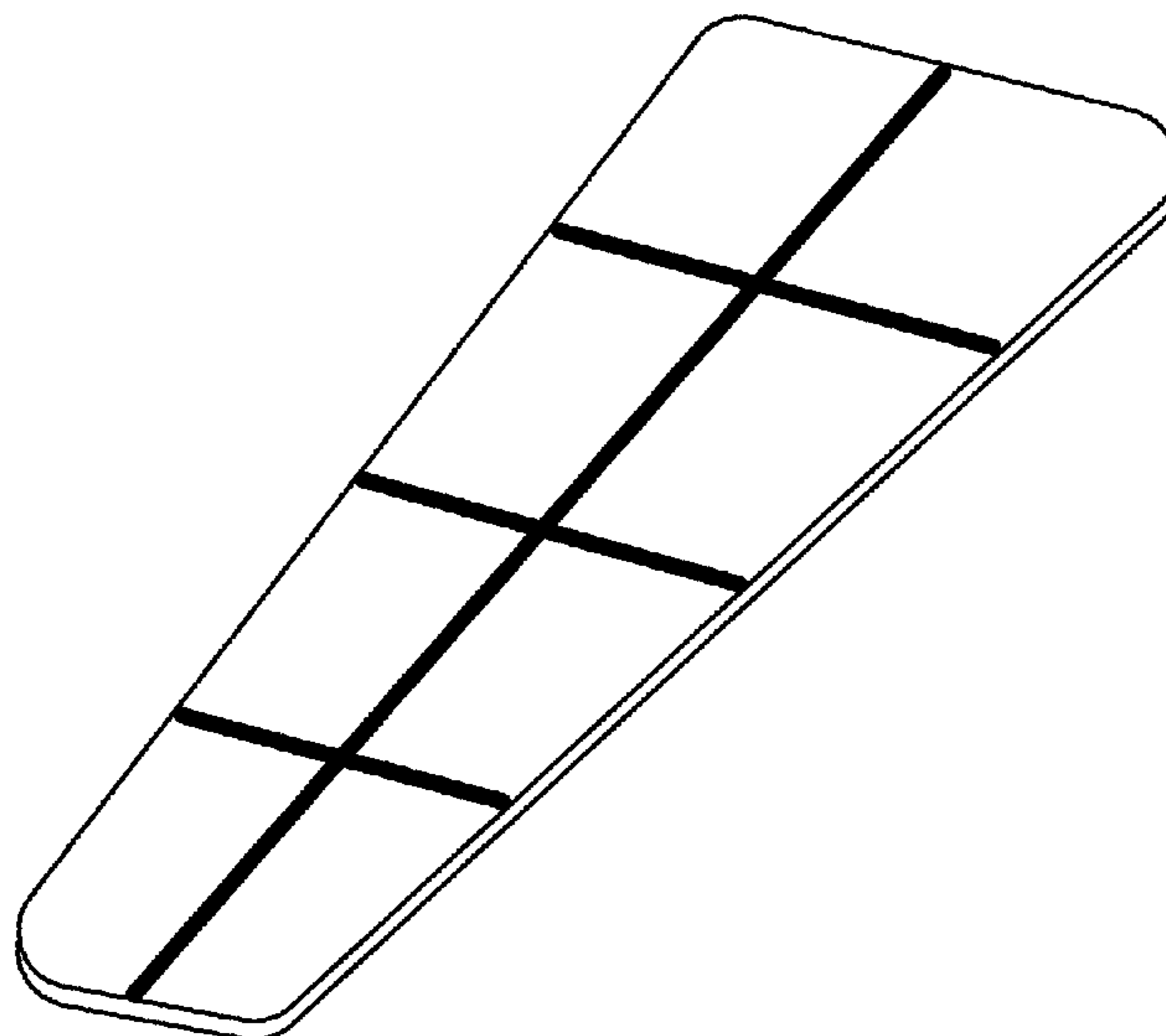
FIG. 3 is a right side elevational view of the exercise mat of FIG. 1, the left side is a mirror image thereof;

FIG. 4 is a top plan view of the exercise mat of FIG. 1;

FIG. 5 is a bottom plan view of the exercise mat of FIG. 1; and,

FIG. 6 is a rear elevational view of the exercise mat of FIG. 1.

1 Claim, 3 Drawing Sheets



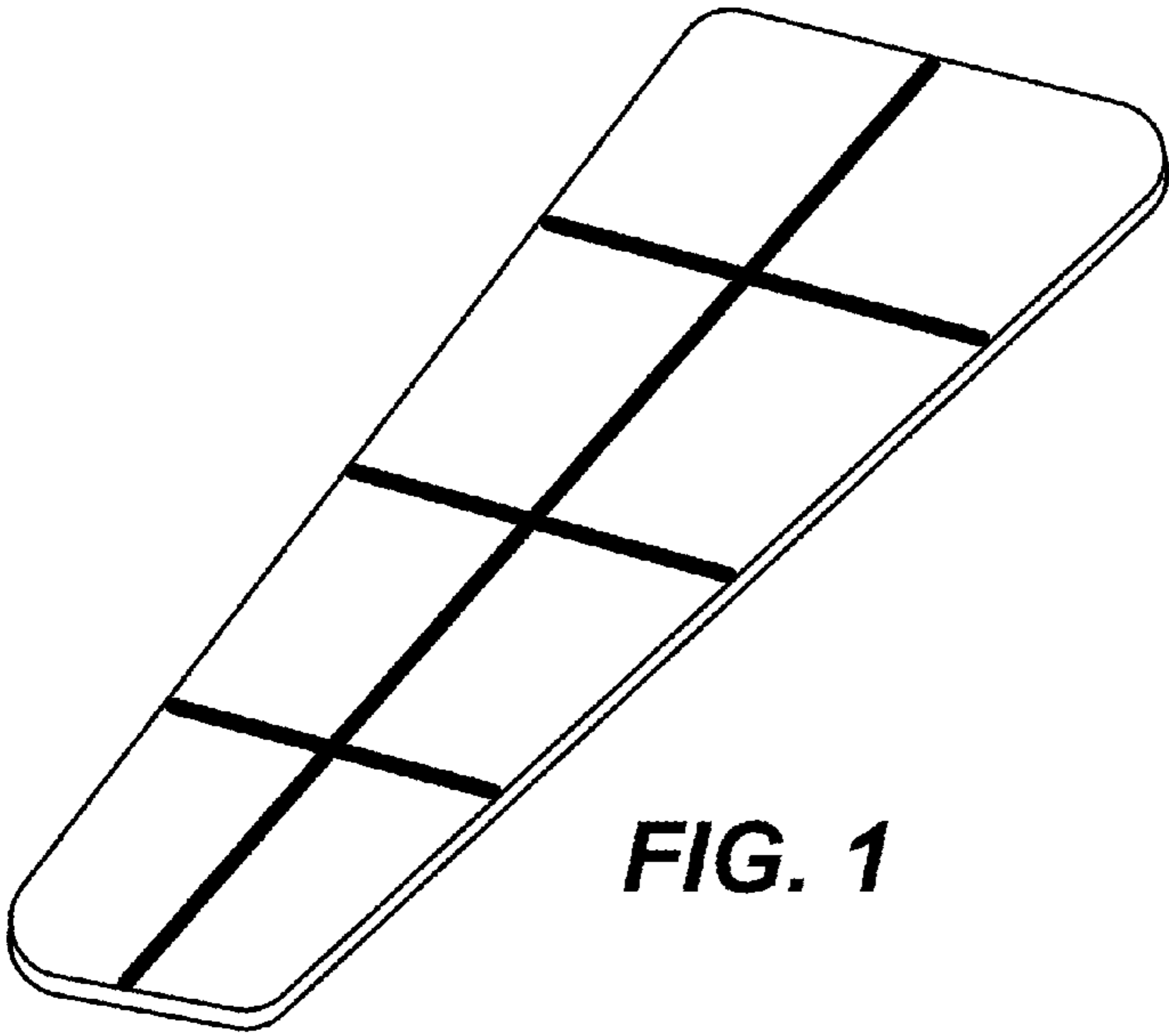


FIG. 1

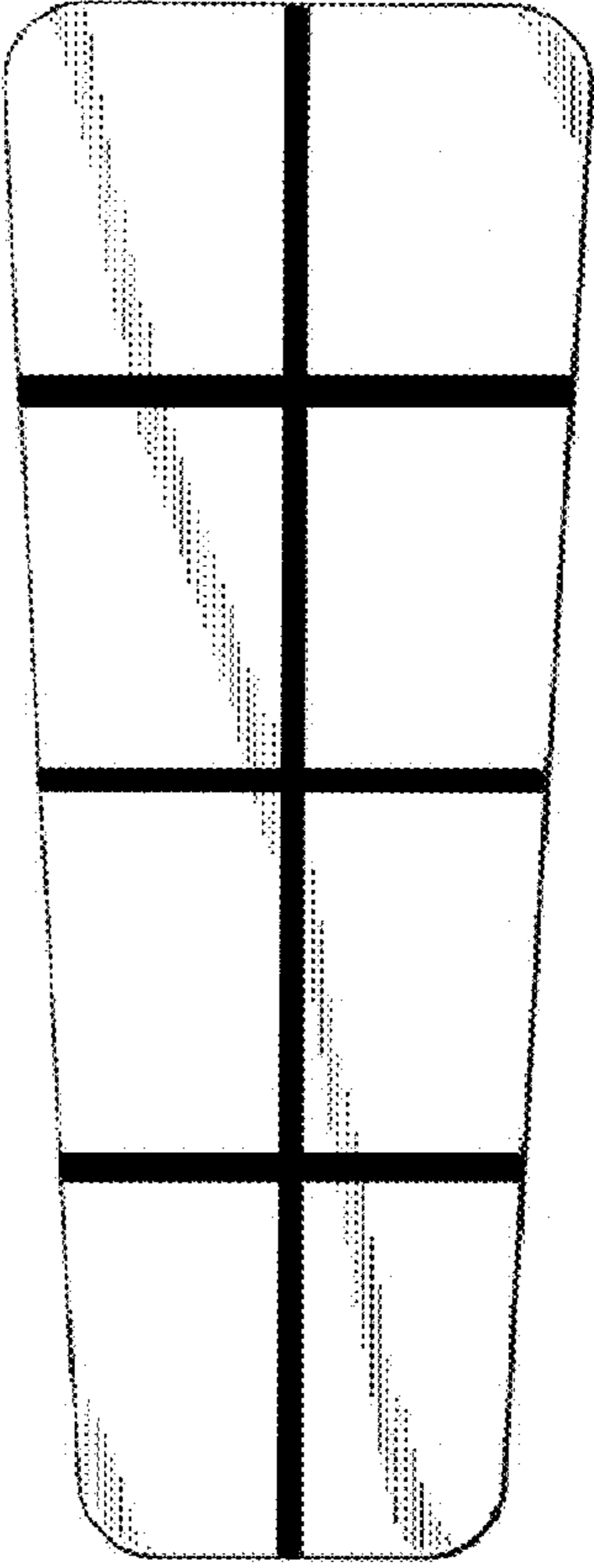


FIG. 2



FIG. 3



FIG. 4




FIG. 5




FIG. 6