

US00D544274S

(12) **United States Design Patent**
Hume

(10) **Patent No.:** **US D544,274 S**

(45) **Date of Patent:** **** Jun. 12, 2007**

(54) **LAUNDERING DEVICE**

(76) Inventor: **Donna F. Hume**, 3 Dublin Rd.,
Windham, NH (US) 03087

(**) Term: **14 Years**

(21) Appl. No.: **29/257,966**

(22) Filed: **Apr. 13, 2006**

(51) **LOC (8) Cl.** **06-04**

(52) **U.S. Cl.** **D6/553**

(58) **Field of Classification Search** D6/512-514,
D6/553-573; 206/6.1, 349, 823; 211/13.1,
211/86.01, 87.01, 35, 44

See application file for complete search history.

(56) **References Cited**

U.S. PATENT DOCUMENTS

3,036,616 A	5/1962	Allen	
D294,757 S	3/1988	Kahane et al.	
D299,895 S *	2/1989	Converti	D6/514
D300,399 S *	3/1989	Krugman	D6/553
D321,789 S *	11/1991	Martorella	D6/514
D332,697 S *	1/1993	Schildkraut	D6/514
D348,754 S	7/1994	Feller	
D369,261 S *	4/1996	Brink	D6/514
5,540,501 A	7/1996	Franco	
5,803,605 A	9/1998	Masi	
D404,177 S	1/1999	Lewis	
D410,120 S	5/1999	Norman et al.	
D416,734 S *	11/1999	Lannon et al.	D6/553

D438,412 S *	3/2001	Dolan	D6/513
D457,763 S *	5/2002	Borys	D6/513
6,760,943 B2	7/2004	Williams	
2005/0129337 A1	6/2005	Sabounjian	

* cited by examiner

Primary Examiner—Brian N Vinson

(74) *Attorney, Agent, or Firm*—Joseph R. Birkner

(57) **CLAIM**

The ornamental design for a laundering device, as shown and described.

DESCRIPTION

FIG. 1 is a perspective view of a laundering device showing my new design;

FIG. 2 is a front elevation view thereof;

FIG. 3 is a rear elevation view thereof;

FIG. 4 is a left side elevation view thereof;

FIG. 5 is a right side elevation view thereof;

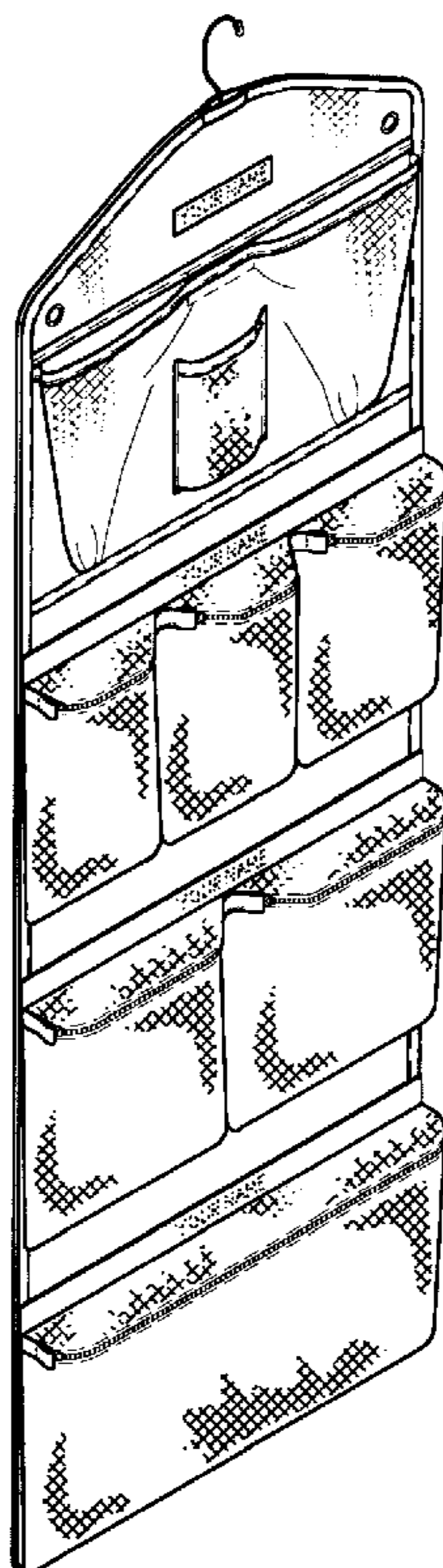
FIG. 6 is a top plan view thereof; and,

FIG. 7 is a bottom plan view thereof.

The dashed line in FIGS. 1, 2 and 3 represents stitching which is a part of the claimed design.

The broken line showing indicia in FIGS. 1 and 2 is for illustrative purposes only and form no part of the claimed design.

1 Claim, 3 Drawing Sheets



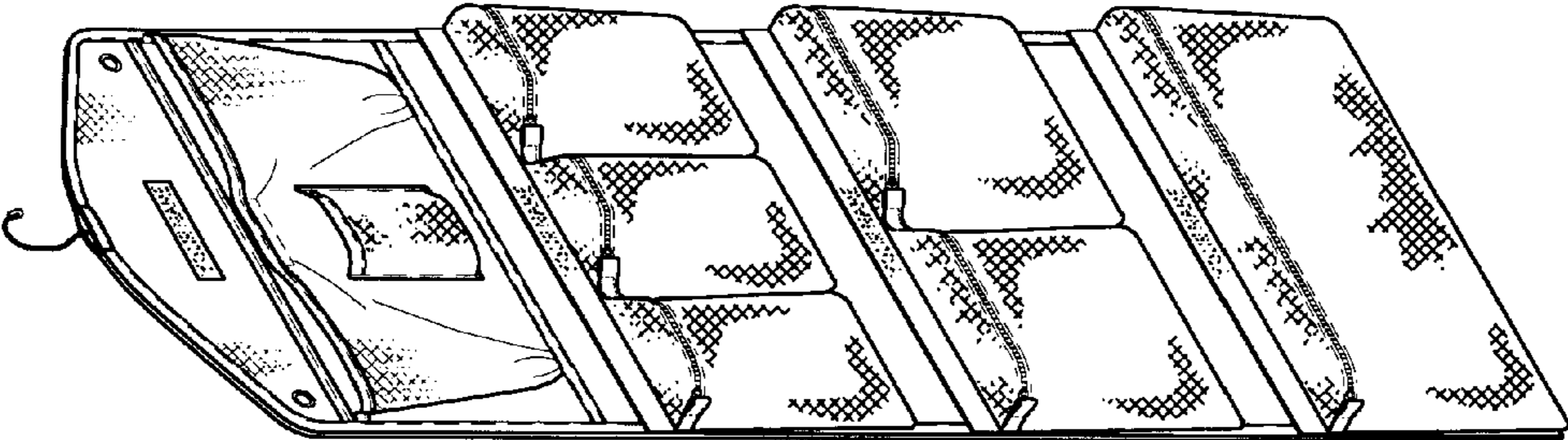


FIG. 1

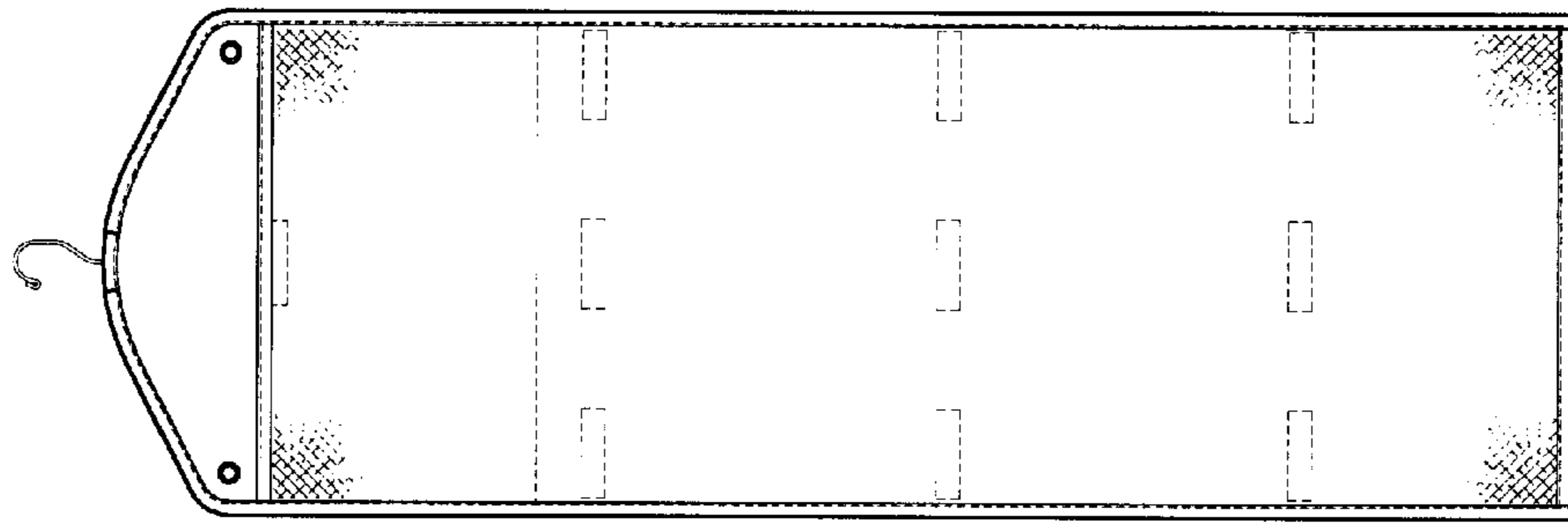


FIG. 3

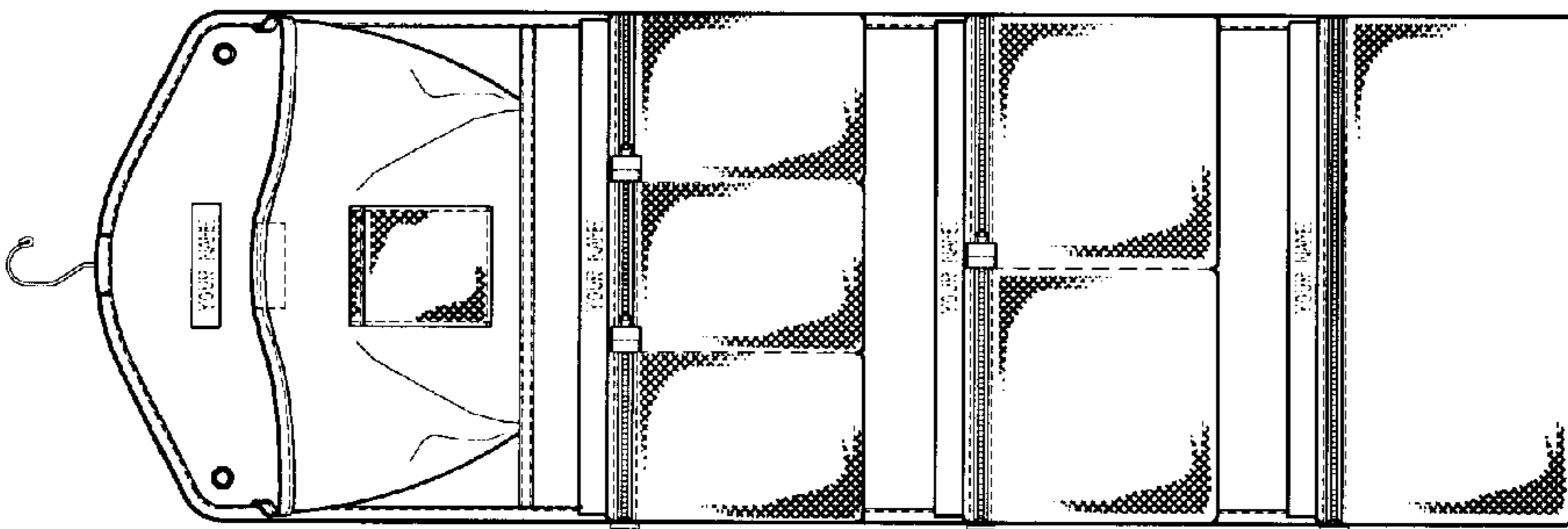


FIG. 2



FIG. 4



FIG. 5



FIG. 6




FIG. 7