



US00D544249S

(12) **United States Design Patent**
Good

(10) **Patent No.:** **US D544,249 S**

(45) **Date of Patent:** **** Jun. 12, 2007**

(54) **CABINET**

(76) **Inventor:** **Glendon R. Good**, 2945 Red Rock
Loop Rd., Sedona, AZ (US)
86336-9194

(**) **Term:** **14 Years**

(21) **Appl. No.:** **29/263,718**

(22) **Filed:** **Jul. 28, 2006**

(51) **LOC (8) Cl.** **06-04**

(52) **U.S. Cl.** **D6/446**

(58) **Field of Classification Search** D6/470,
D6/434, 445, 436-439, 441, 446; 312/311,
312/204

See application file for complete search history.

(56) **References Cited**

U.S. PATENT DOCUMENTS

D89,591 S *	4/1933	Miller	D6/446
D208,710 S *	9/1967	Babcock	D6/436
D229,140 S *	11/1973	Peckenbaugh	D6/446
D334,674 S *	4/1993	Wheless et al.	D6/446
D363,393 S *	10/1995	Berry et al.	D6/439
D385,719 S *	11/1997	Keller	D6/434
D403,531 S *	1/1999	De Blaay	D6/445
D441,567 S *	5/2001	Nielsen	D6/439

D508,796 S *	8/2005	Juneau	D6/446
D511,631 S *	11/2005	Peterson et al.	D6/439
2001/0043032 A1 *	11/2001	Kelley et al.	312/311

OTHER PUBLICATIONS

IKEA Catalog, 2003, p. 229, PAX/NEXUS Combination.*

* cited by examiner

Primary Examiner—Cathron C. Brooks
Assistant Examiner—Kelley A. Donnelly

(57) **CLAIM**

I claim the ornamental design for a cabinet, as shown and described.

DESCRIPTION

FIG. 1 is a perspective view of a cabinet showing the new and original design;

FIG. 2 is a front elevational view thereof;

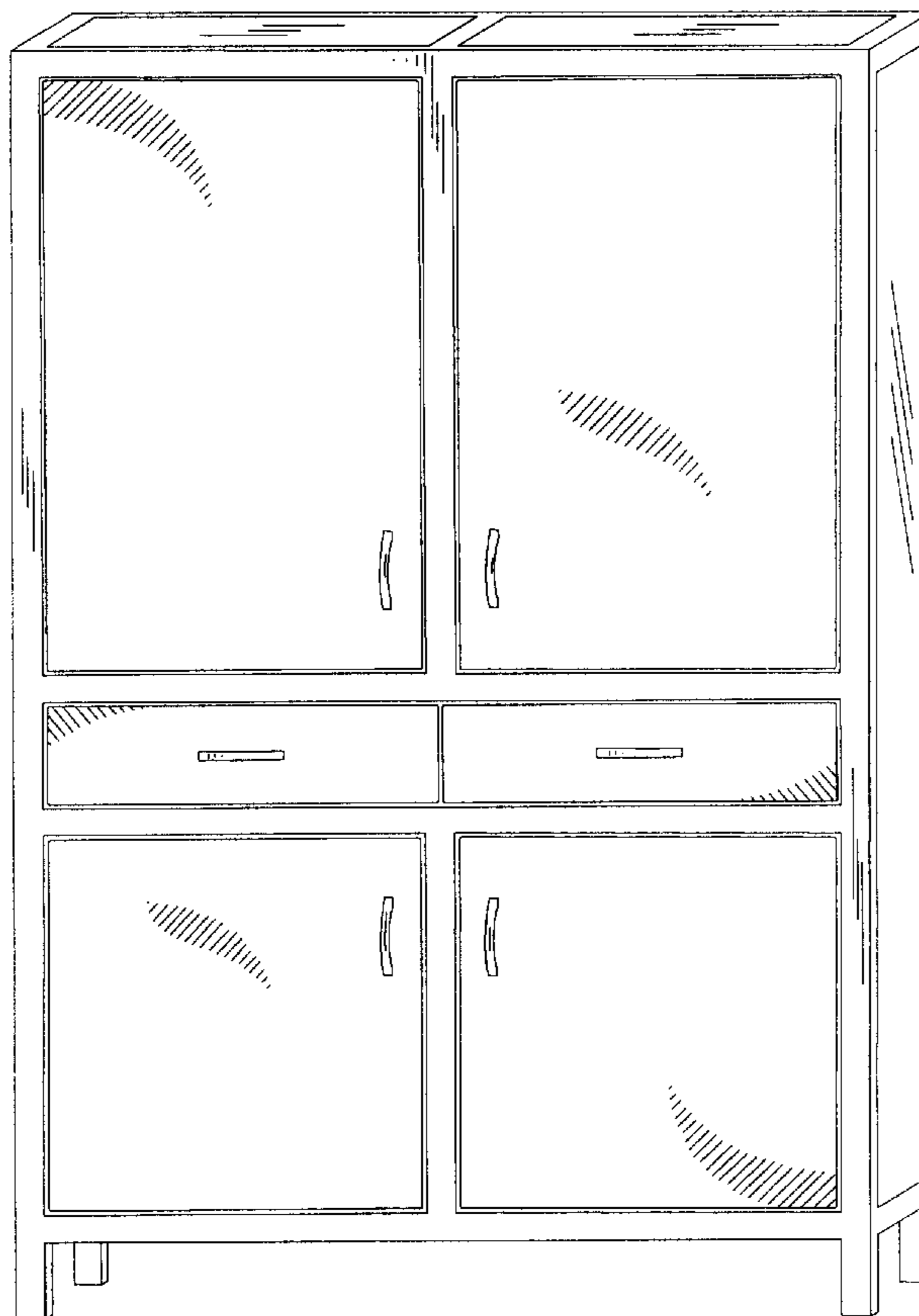
FIG. 3 is a top plan thereof;

FIG. 4 is a rear elevational view thereof;

FIG. 5 is a bottom plan thereof; and,

FIG. 6 is a side elevational view with the opposite side view being a mirror image thereof.

1 Claim, 4 Drawing Sheets






Fig. 1

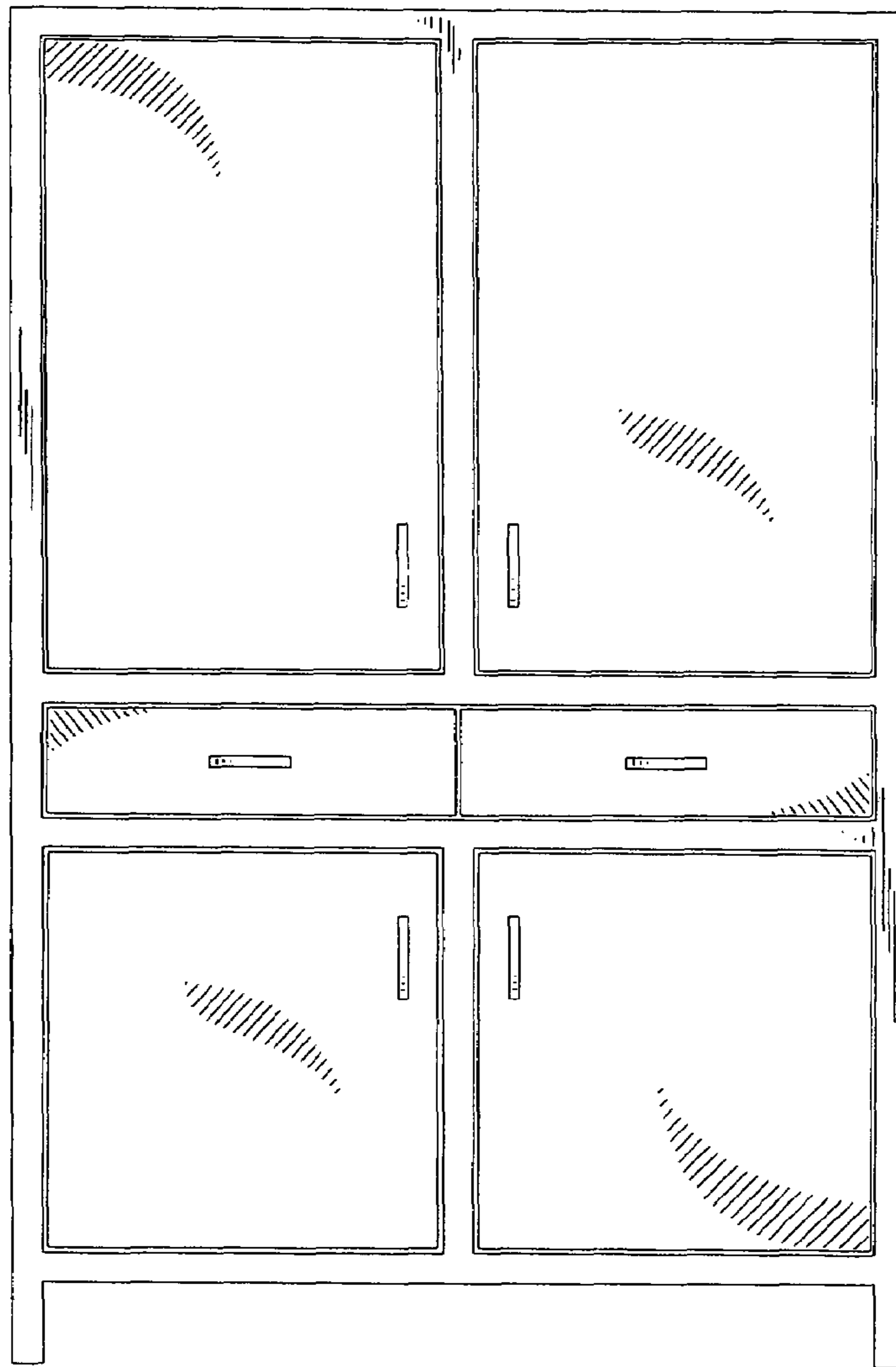


Fig. 2




Fig. 3

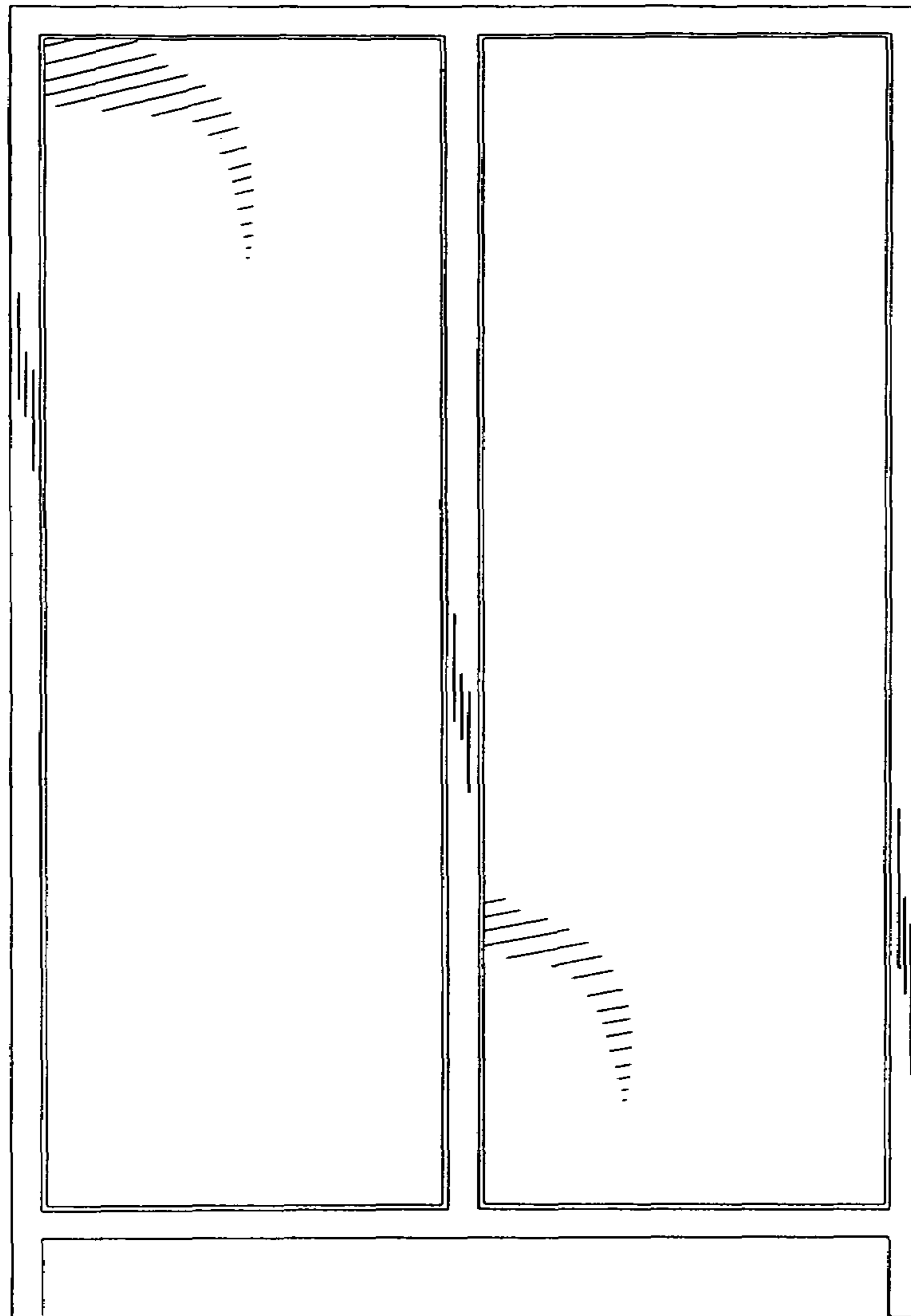


Fig. 4

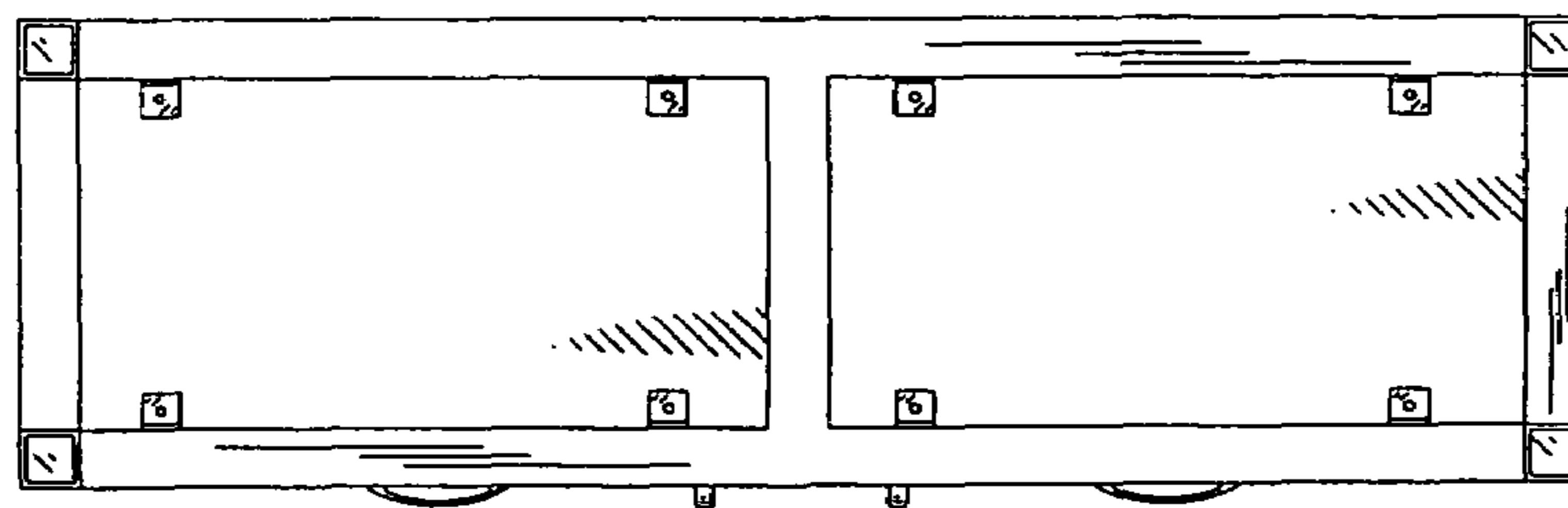


Fig. 5

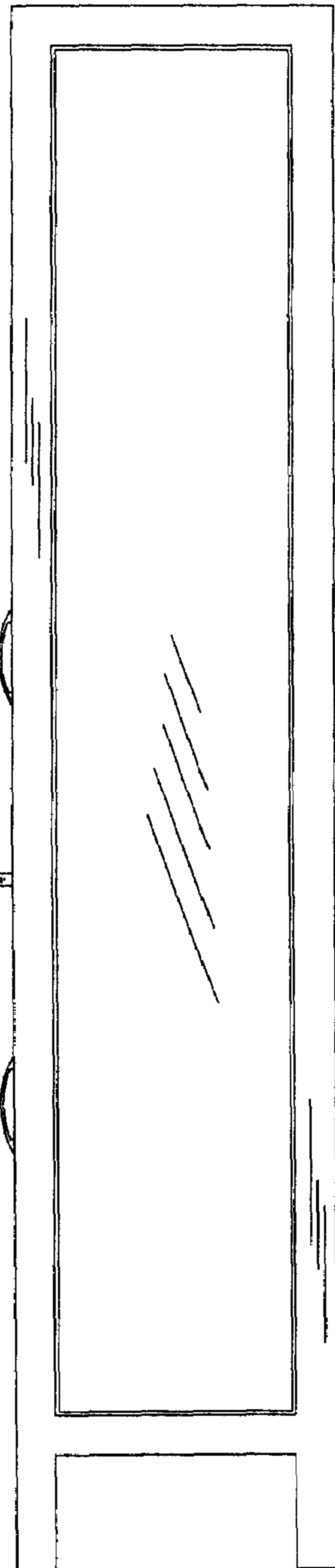


Fig. 6