

US00D544225S

(12) **United States Design Patent**
Cantarutti

(10) **Patent No.:** **US D544,225 S**
(45) **Date of Patent:** **** Jun. 12, 2007**

(54) **CHAIR**

(75) Inventor: **Robby Cantarutti**, Premariacco (IT)

(73) Assignee: **JDS International S.p.A.**, Vacil Di Breda Di Piave (IT)

(**) Term: **14 Years**

(21) Appl. No.: **29/263,501**

(22) Filed: **Jul. 25, 2006**

(51) **LOC (8) Cl.** **06-01**

(52) **U.S. Cl.** **D6/368**

(58) **Field of Classification Search** D6/334-336,
D6/368, 374, 376, 379, 380, 500-502; 297/16.1,
297/40, 41, 55, 56, 58, 183.7, 452.1, 452.29,
297/452.36

See application file for complete search history.

(56) **References Cited**

U.S. PATENT DOCUMENTS

- D214,267 S * 5/1969 Moore et al. D6/368
- D436,457 S * 1/2001 Ambasz D6/368
- D471,373 S * 3/2003 Starczewski et al. D6/368
- D477,470 S * 7/2003 Haney et al. D6/368

- D503,291 S * 3/2005 Lucci et al. D6/368
- D506,325 S * 6/2005 Farber et al. D6/368
- D506,880 S * 7/2005 Cantarutti D6/368
- D507,425 S * 7/2005 Ashby et al. D6/368
- D523,254 S * 6/2006 Nye et al. D6/368

* cited by examiner

Primary Examiner—Mimosa De

(74) *Attorney, Agent, or Firm*—Hoffman, Wasson & Gitler, P.C.

(57) **CLAIM**

The ornamental design for a chair, as shown, and described.

DESCRIPTION

- FIG. 1 is a perspective view of the chair;
- FIG. 2 is a rear view of the chair;
- FIG. 3 is a left side view of the chair;
- FIG. 4 is a top view of the chair;
- FIG. 5 is a bottom view of the chair;
- FIG. 6 is a right side view of the chair; and,
- FIG. 7 is a front view of the chair.

1 Claim, 7 Drawing Sheets






FIG. 1




FIG. 2



FIG. 3




FIG. 4




FIG. 5



FIG. 6




FIG. 7