

US00D544221S

(12) **United States Design Patent**
Krumpe et al.

(10) **Patent No.:** **US D544,221 S**

(45) **Date of Patent:** **** Jun. 12, 2007**

(54) **COAT HOOK**

(75) Inventors: **Geraint Krumpe**, Chicago, IL (US);
Victor Hoernig, Lowell, IN (US)

(73) Assignee: **Liberty Hardware Mfg. Corp.**,
Winston-Salem, NC (US)

(**) Term: **14 Years**

(21) Appl. No.: **29/265,794**

(22) Filed: **Sep. 8, 2006**

(51) **LOC (8) Cl.** **06-08**

(52) **U.S. Cl.** **D6/323**

(58) **Field of Classification Search** D6/315,
D6/317, 320, 323, 325, 328; D8/300, 307,
D8/310, 321, 349, 354, 367, 372, 373; 211/13.1,
211/85.3, 86.01, 183; 223/85-98; 248/200,
248/317, 560

See application file for complete search history.

(56) **References Cited**

U.S. PATENT DOCUMENTS

- D247,146 S * 2/1978 Watt, Jr. D6/323
- D267,137 S * 12/1982 Mayer D8/367
- D271,545 S * 11/1983 Licari et al. D6/323
- D343,066 S * 1/1994 Hsu D6/323

- D472,059 S * 3/2003 Hoernig D6/323
- D472,061 S * 3/2003 Hoernig D6/323
- D473,453 S * 4/2003 Goodman et al. D8/367
- D493,093 S * 7/2004 Goodman et al. D8/367
- D496,258 S * 9/2004 Fields D8/367
- D516,325 S * 3/2006 Goodman et al. D6/323
- D526,132 S * 8/2006 Solowiej D6/323
- D526,494 S * 8/2006 Fields D6/323

* cited by examiner

Primary Examiner—Mitchell Siegel

Assistant Examiner—Shanda C. Hill

(74) *Attorney, Agent, or Firm*—Edgar A. Zarins; Lloyd D. Doigan

(57) **CLAIM**

The ornamental design for a coat hook, as shown and described.

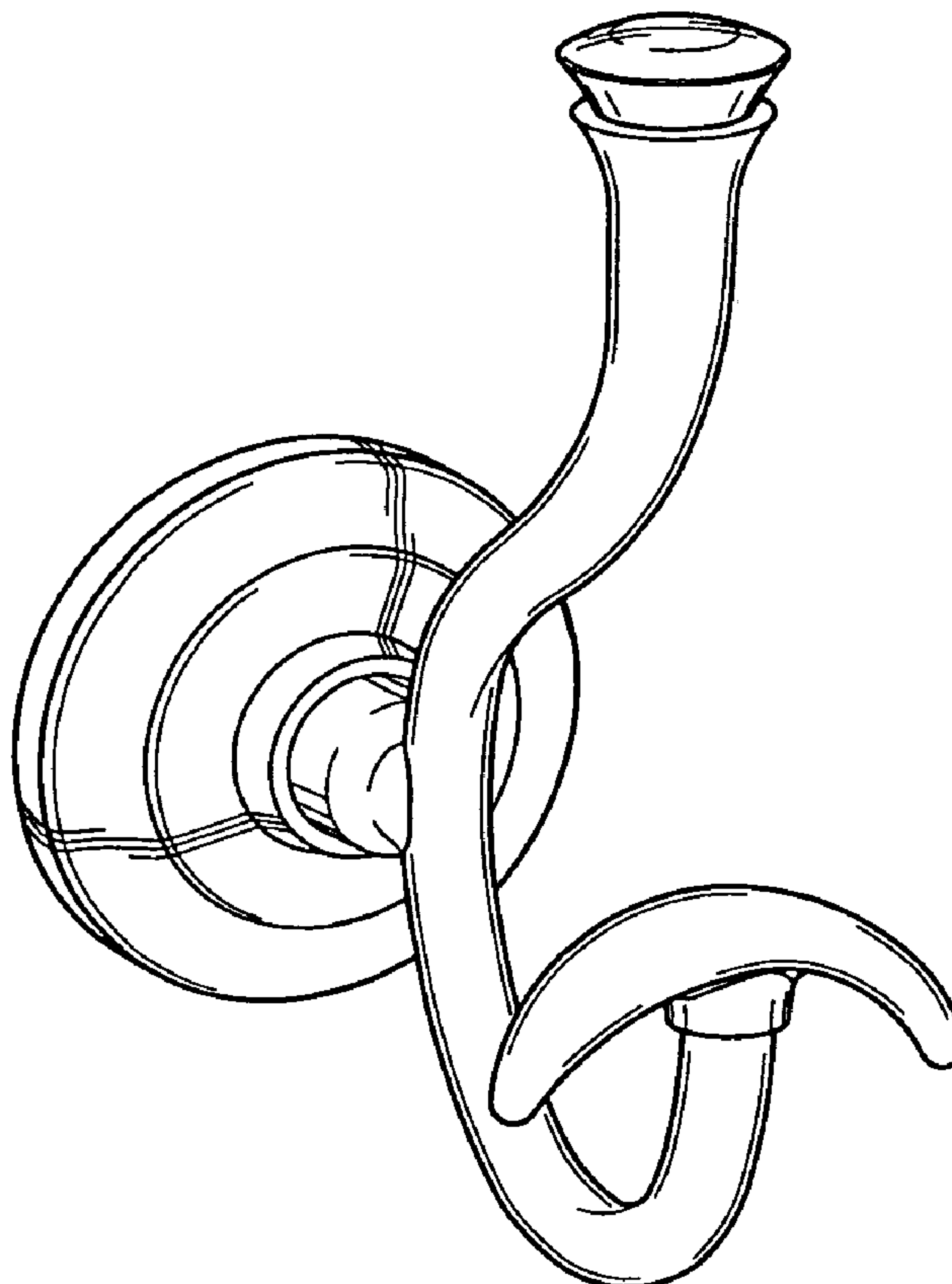
DESCRIPTION

FIG. 1 is a perspective view of a coat hook showing our new design;

FIG. 2 is a left side view thereof, the opposite side being a mirror image of the side shown; and,

FIG. 3 is a front elevational view thereof.

1 Claim, 1 Drawing Sheet



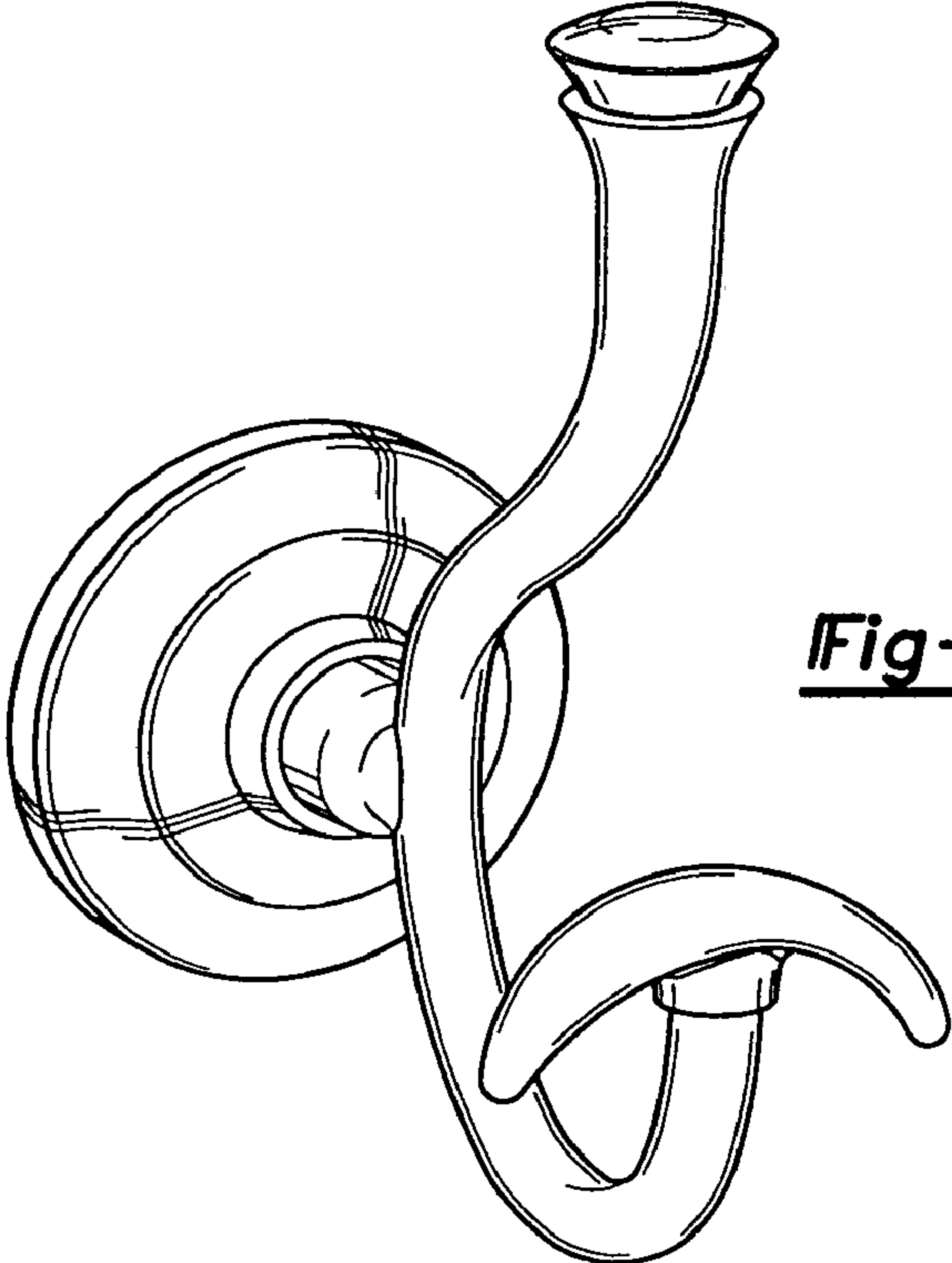


Fig-1

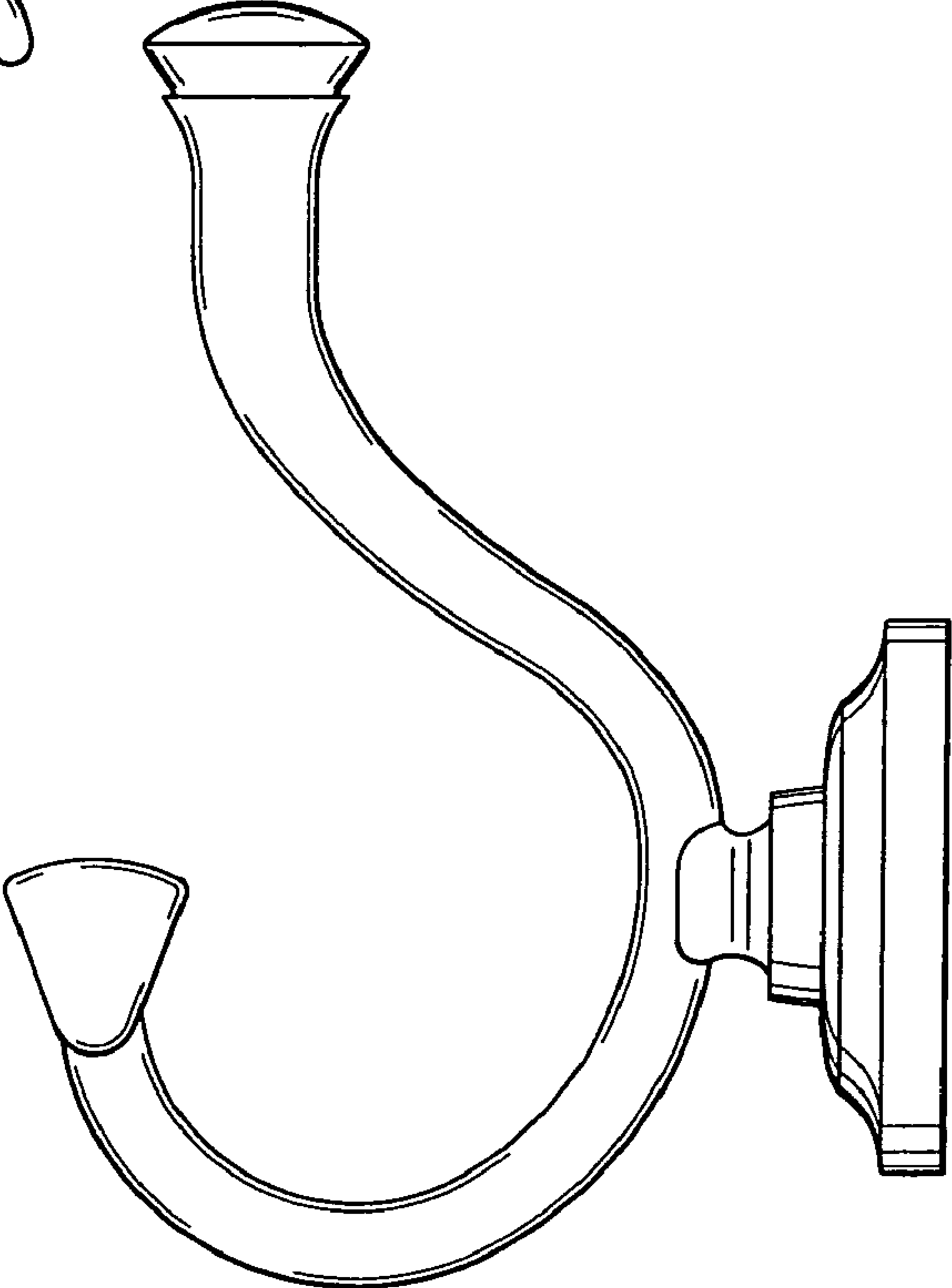


Fig-2

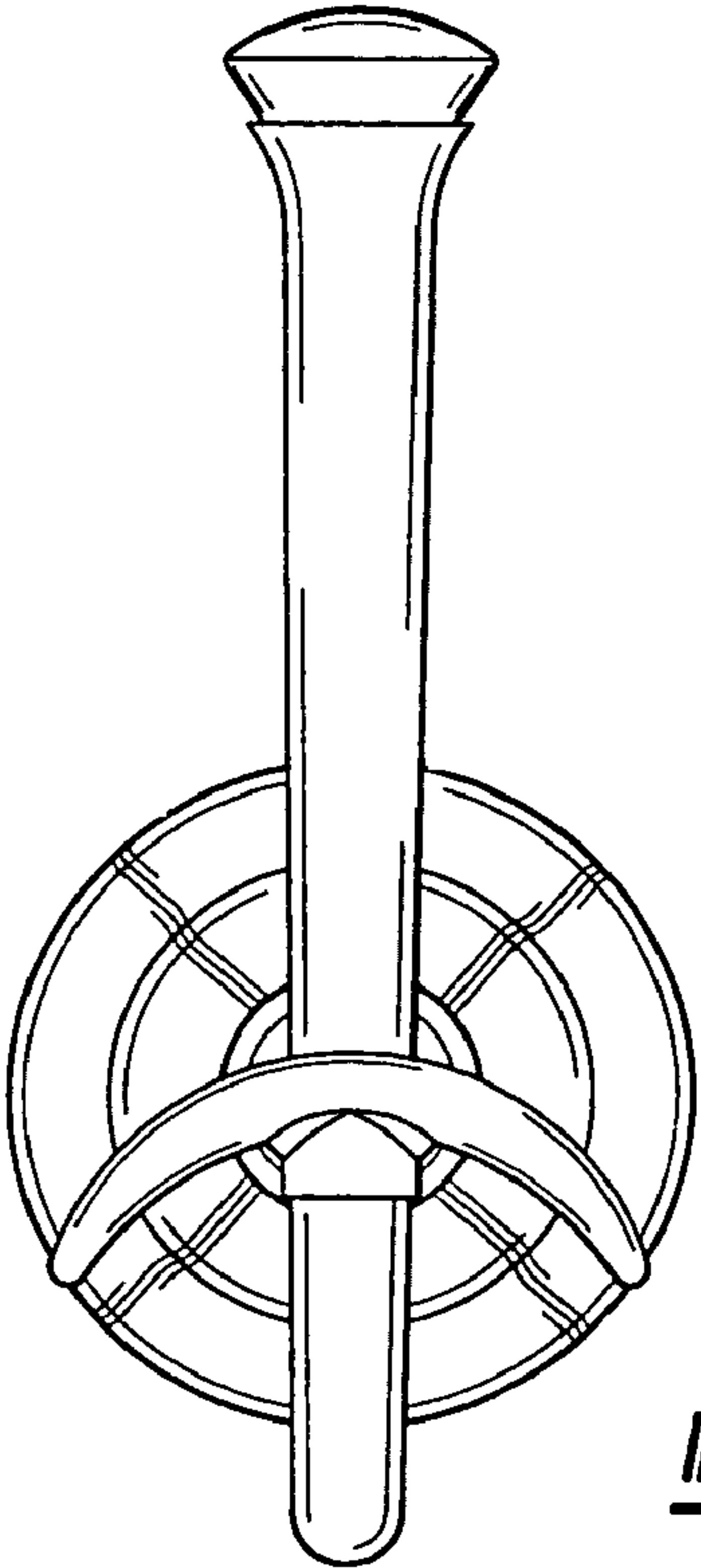


Fig-3