



US00D544203S

(12) **United States Design Patent**
Krohn et al.

(10) **Patent No.:** **US D544,203 S**

(45) **Date of Patent:** **** Jun. 12, 2007**

(54) **BANDAGES POUCH**

(75) Inventors: **Amy J. Krohn**, Oakdale, MN (US);
Wayne K. Dunshee, Maplewood, MN (US)

(73) Assignee: **3M Innovative Properties Company**,
St. Paul, MN (US)

(**) Term: **14 Years**

(21) Appl. No.: **29/221,076**

(22) Filed: **Jan. 11, 2005**

(51) **LOC (8) Cl.** **03-01**

(52) **U.S. Cl.** **D3/203.5**

(58) **Field of Classification Search** D24/124;
383/86, 62; 206/440-441; D3/203.1, 203.2,
D3/203.3, 203.4, 203.5, 201, 247-253, 303;
D9/414, 416, 423; 224/901-904, 240, 930
See application file for complete search history.

(56) **References Cited**

U.S. PATENT DOCUMENTS

1,683,487	A *	9/1928	Remley	206/440
D247,064	S *	1/1978	Spiegelberg	D9/416
D358,253	S *	5/1995	Wong	D3/247
D364,086	S	11/1995	Jacobson	D9/705
D381,501	S	7/1997	Leininger	D3/226
D386,001	S *	11/1997	Saffran	D9/423
D388,611	S	1/1998	Shaw	D3/303
D390,457	S	2/1998	Hoska et al.	D9/707

D408,626	S *	4/1999	Lage	D3/203.5
D410,769	S *	6/1999	Dorizas	D3/201
D449,927	S *	11/2001	Dorizas	D3/201
D450,443	S *	11/2001	Dorizas	D3/201
D463,268	S	9/2002	Dennis et al.	D9/707
D471,704	S *	3/2003	Moore	D3/247
D475,849	S *	6/2003	Mitchler et al.	D3/303
D485,982	S *	2/2004	Merkel et al.	D3/226
D499,636	S	12/2004	Bennie et al.	D9/707
2004/0004014	A1 *	1/2004	Grossman	206/440

* cited by examiner

Primary Examiner—Catherine R. Oliver

(57) **CLAIM**

The ornamental design for a bandages pouch, as shown and described.

DESCRIPTION

FIG. 1 is an perspective view of a bandages pouch showing our new design;

FIG. 2 is a top plan view of the bandages pouch;

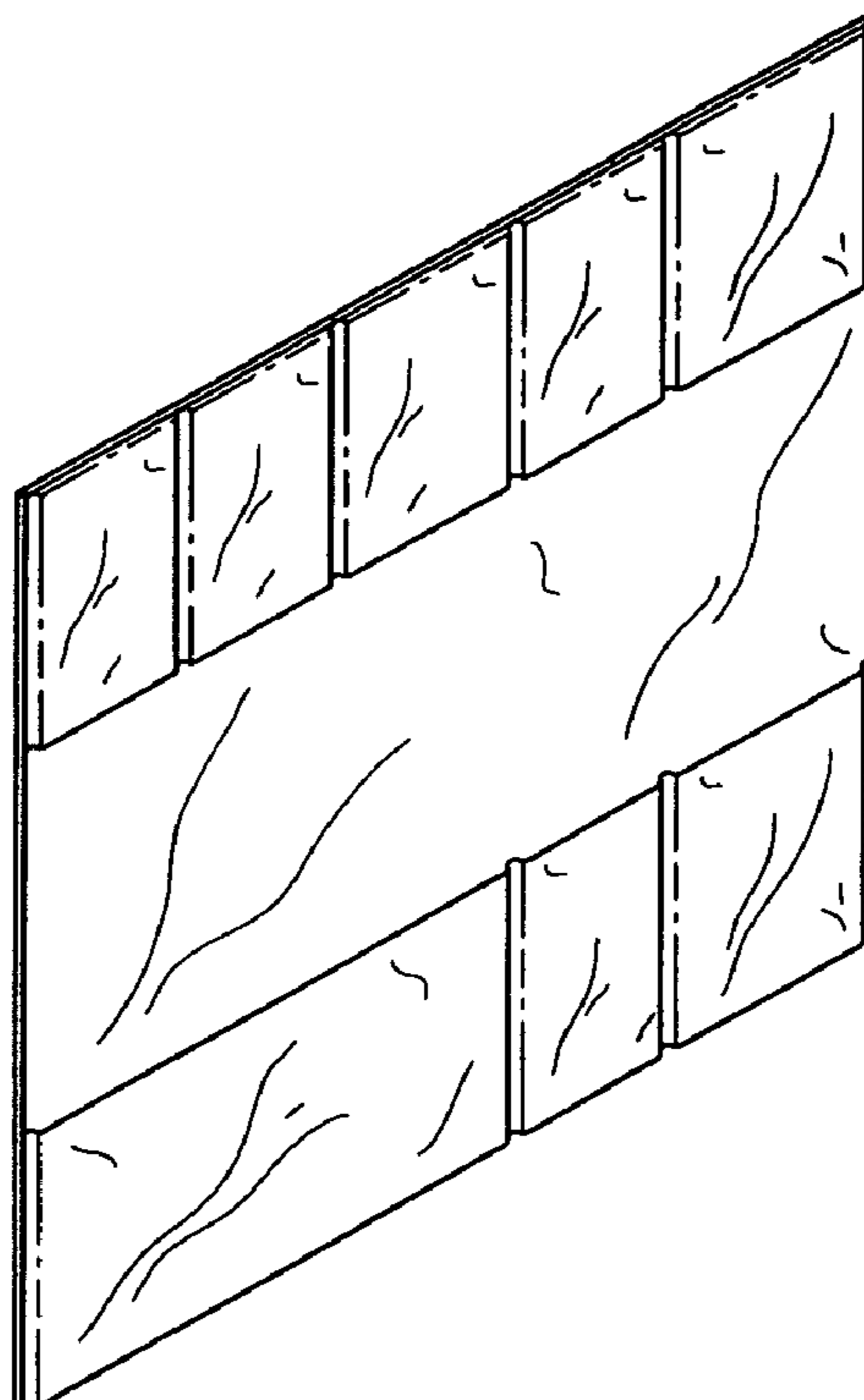
FIG. 3 is a bottom plan view of the bandages pouch;

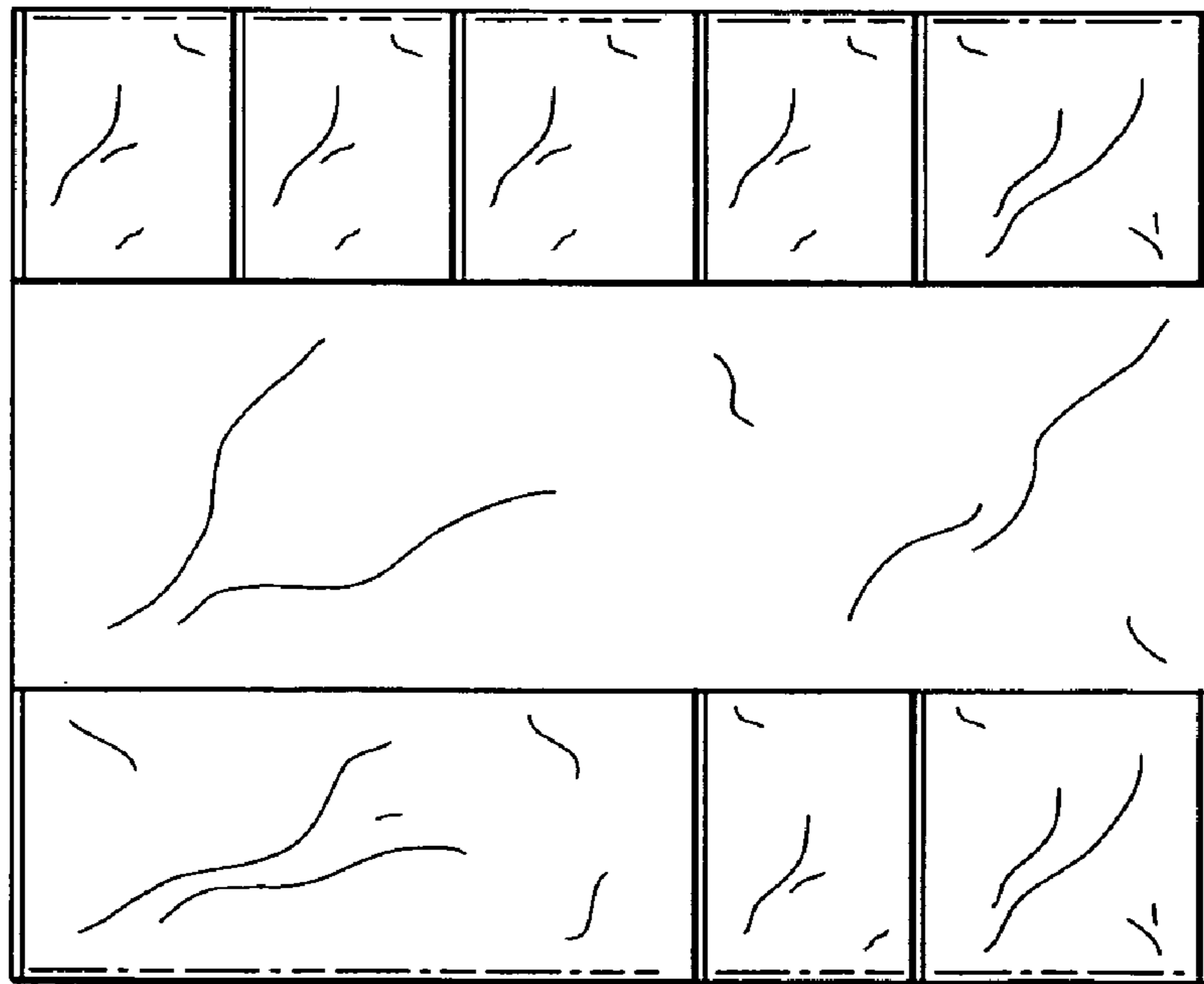
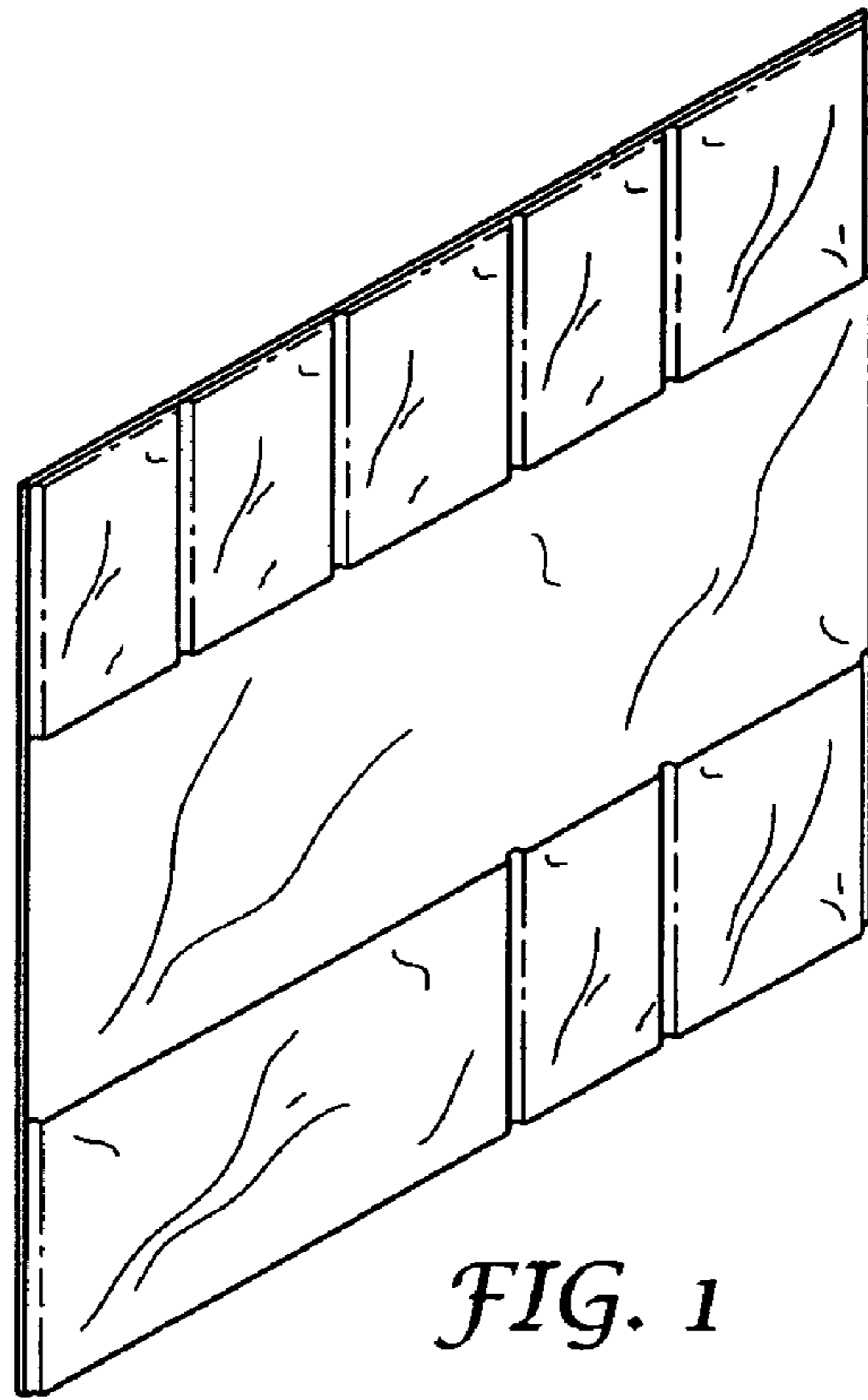
FIG. 4 is a first end elevational view of the bandages pouch;

FIG. 5 is a second end elevational view of the bandages pouch; and,

FIG. 6 is a side elevational view, the opposite side elevational view thereof being the same.

1 Claim, 2 Drawing Sheets








FIG. 3



FIG. 4

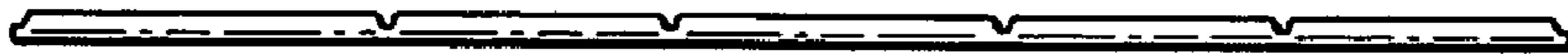


FIG. 5



FIG. 6