



US00D544197S

(12) **United States Design Patent**
Kuerbis

(10) **Patent No.:** **US D544,197 S**

(45) **Date of Patent:** **** Jun. 12, 2007**

(54) **PORTION OF A SHOE UPPER**

D522,722 S 6/2006 Wilkenfeld et al.

D530,075 S 10/2006 Roulo

(75) Inventor: **Tate E. Kuerbis**, Portland, OR (US)

D534,343 S * 1/2007 Rasmussen D2/972

(73) Assignee: **Nike, Inc.**, Beaverton, OR (US)

(**) Term: **14 Years**

OTHER PUBLICATIONS

(21) Appl. No.: **29/270,623**

Men's Nike Footwear Catalog (FA 98), p. M45, published Nov. 1997, Beaverton, Oregon, USA.

(22) Filed: **Dec. 28, 2006**

Men's Nike Footwear Catalog (HO 99), p. M15, published Mar. 1999, Beaverton, Oregon, USA.

(51) **LOC (8) Cl.** **02-99**

(52) **U.S. Cl.** **D2/972**

(58) **Field of Classification Search** D2/902,
D2/906-908, 943, 944, 969, 972-974; 36/45,
36/50.1, 77 M, 77 R, 83, 88, 113, 114, 126-131
See application file for complete search history.

(Continued)

Primary Examiner—Dominic Simone

(74) *Attorney, Agent, or Firm*—TraskBritt, P.C.

(56) **References Cited**

(57) **CLAIM**

The ornamental design for a portion of a shoe upper, as shown and described.

U.S. PATENT DOCUMENTS

D110,427 S	7/1938	Benjamin	
D127,198 S	5/1941	Gillis	
D127,199 S	5/1941	Gillis	
D174,987 S	6/1955	Gillis	
4,459,765 A	7/1984	Power	
4,599,810 A	7/1986	Sacre	
D293,159 S	12/1987	Sacre	
D339,672 S	9/1993	Olson	
RE34,890 E	4/1995	Sacre	
D395,348 S	6/1998	Smith, III	
D400,000 S	10/1998	Hatfield et al.	
D413,194 S	8/1999	Cooper	
D414,599 S	10/1999	Doxey	
D428,693 S	8/2000	Hlavacs	
D431,899 S *	10/2000	Cooper	D2/972
D452,992 S	1/2002	Smith	
D467,717 S	12/2002	Estey	
D494,354 S	8/2004	Clegg	
D499,869 S	12/2004	Belley et al.	
D499,876 S *	12/2004	Lozano	D2/972
D500,407 S	1/2005	Smith	
D508,310 S	8/2005	O'Connor	
D511,243 S	11/2005	O'Connor	
D519,727 S	5/2006	Morris	
D521,223 S *	5/2006	Costantini	D2/972

DESCRIPTION

FIG. 1 is a perspective view of a portion of a shoe upper showing my new design;

FIG. 2 is a side of the portion of a shoe upper shown in FIG. 1;

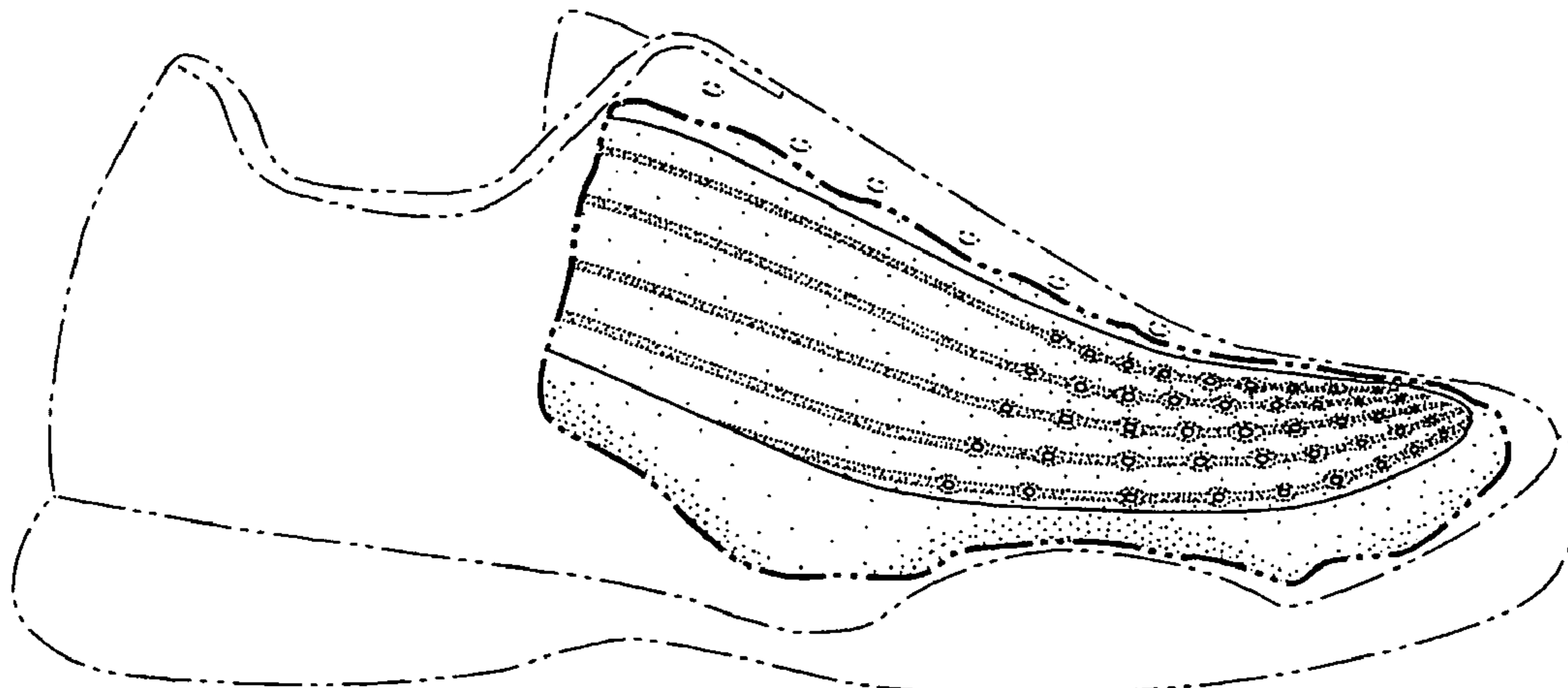
FIG. 3 is a front view of the portion of a shoe upper shown in FIG. 1;

FIG. 4 is a rear view of the portion of a shoe upper shown in FIG. 1; and,

FIG. 5 is a top view of the portion of a shoe upper shown in FIG. 1.

The uneven broken line immediately adjacent to the shaded area represent the bounds of the claimed design. All other uneven broken lines represent the remaining portion of the shoe. The uneven broken line representations in FIGS. 1-5 are for illustrative purposes only and form no part of the claimed design.

1 Claim, 2 Drawing Sheets



OTHER PUBLICATIONS

Women's Nike Footwear Catalog (SP 00), p. 47, published Jul. 1999, Beaverton, Oregon, USA.

Men's Nike Footwear Catalog (SP 02), p. 28, published Jun. 2001, Beaverton, Oregon, USA.

Women's Nike Footwear Catalog (FA 03), p. 8, published Nov. 2002, Beaverton, Oregon, USA.

Men's Nike Footwear Catalog (FA 03), p. 32, published Nov. 2002, Beaverton, Oregon, USA.

Nike Footwear Catalog (HO 03), pp. 41, 87, published Mar. 2003, Beaverton, Oregon, USA.

Men's Nike Footwear Catalog (FA 04), p. 46, published Nov. 2003, Beaverton, Oregon, USA.

Women's Nike Footwear Catalog (HO 04), p. 19, published Mar. 2004, Beaverton, Oregon, USA.

Men's Nike Footwear Catalog (HO 04), p. 22, published Mar. 2004, Beaverton, Oregon, USA.

Nike Footwear Catalog (HO 05), p. 28, published Mar. 2005, Beaverton, Oregon, USA.

Nike Footwear Catalog (SP 06), pp. 59, 124 published Jun. 2005, Beaverton, Oregon, USA.

Nike Footwear Catalog (LS 06), pp. 17, 54, published Sep. 2005, Beaverton, Oregon, USA.

* cited by examiner

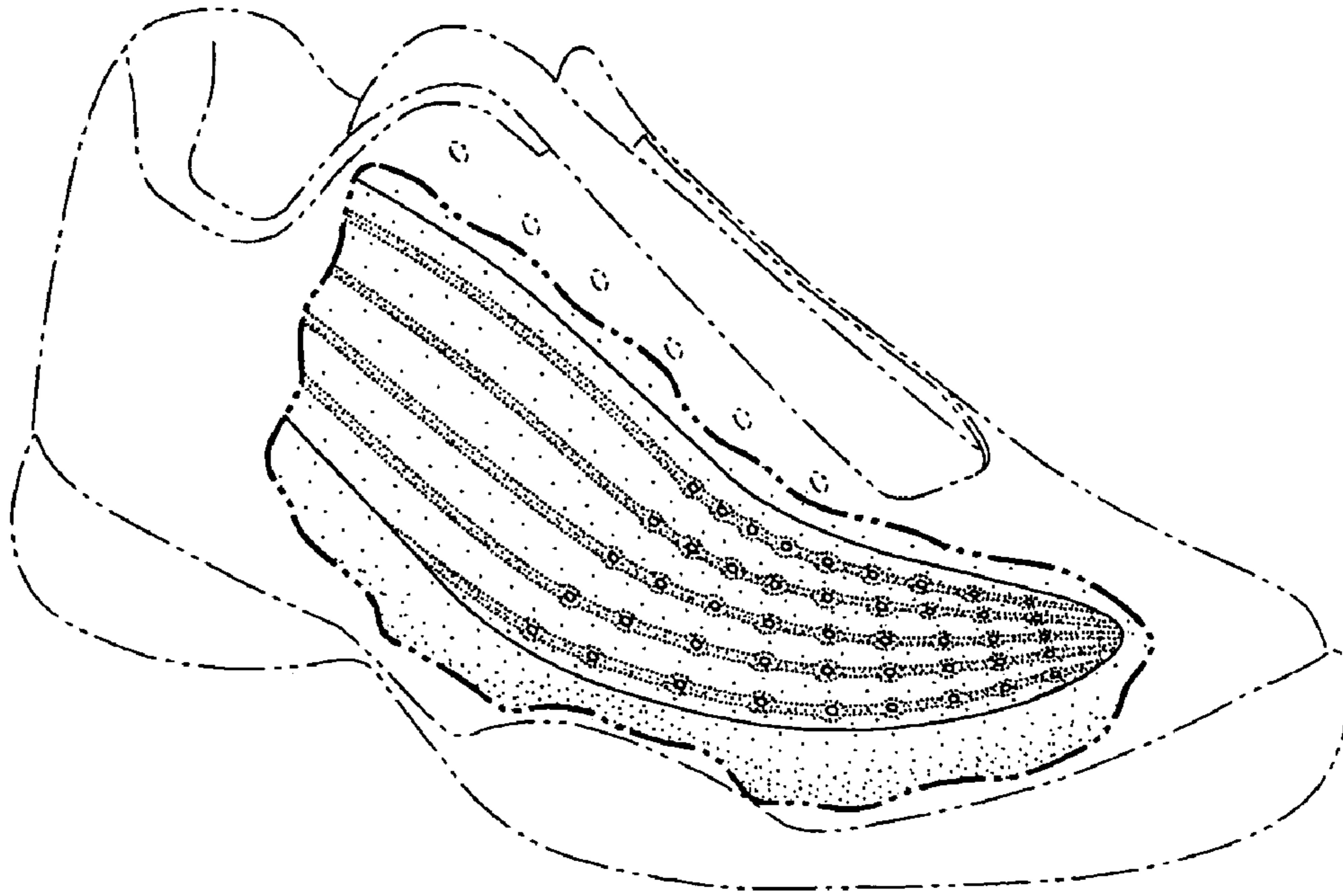


FIG. 1

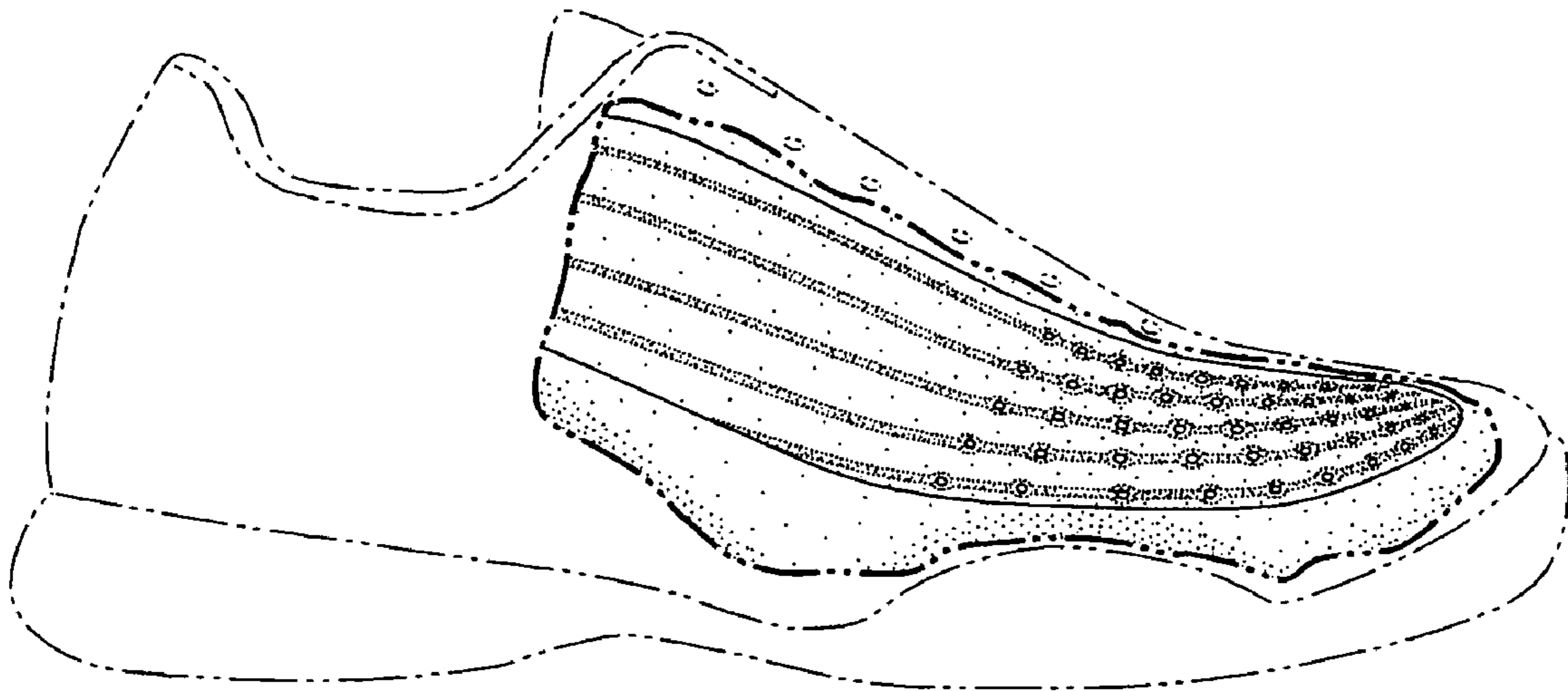


FIG. 2

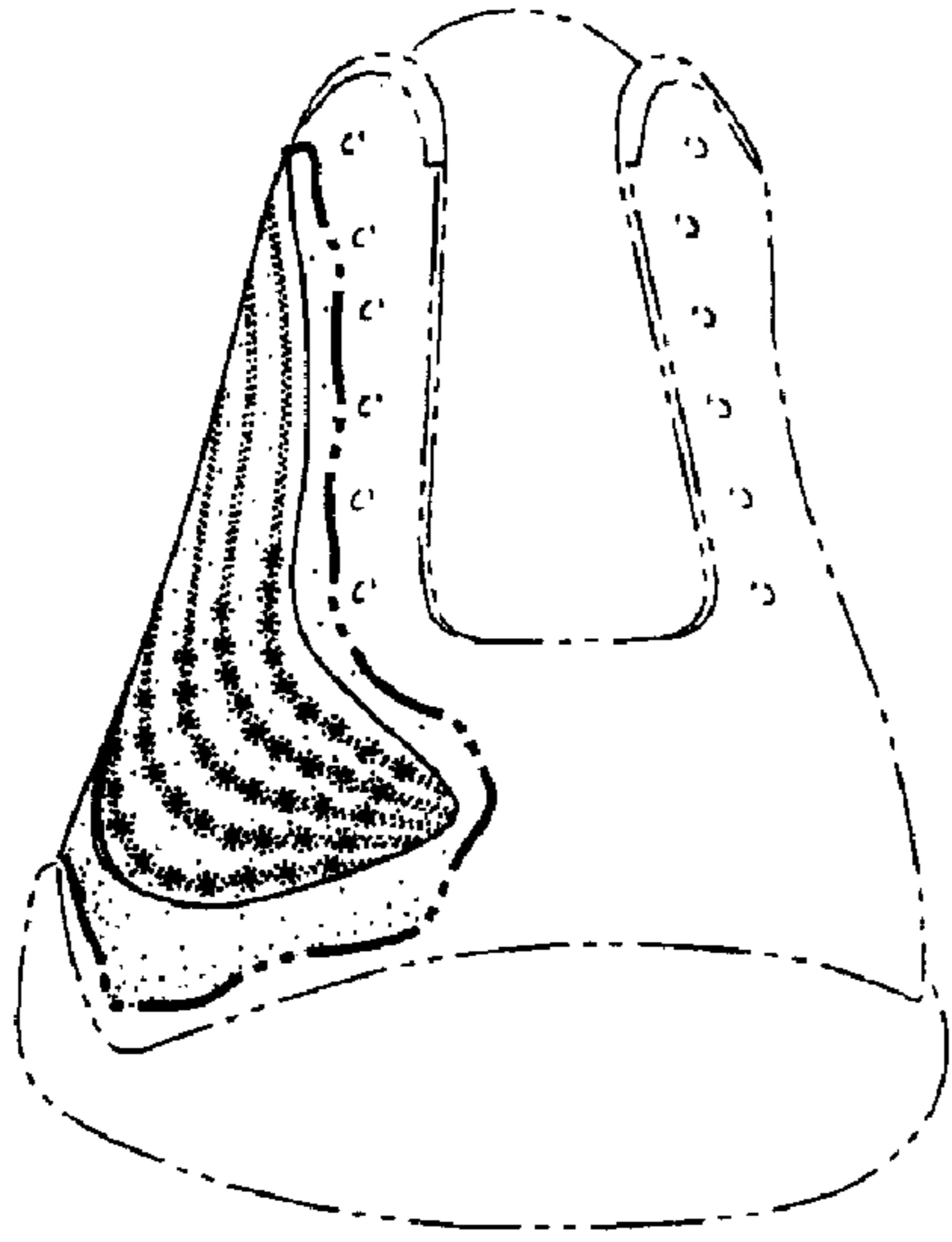


FIG. 3

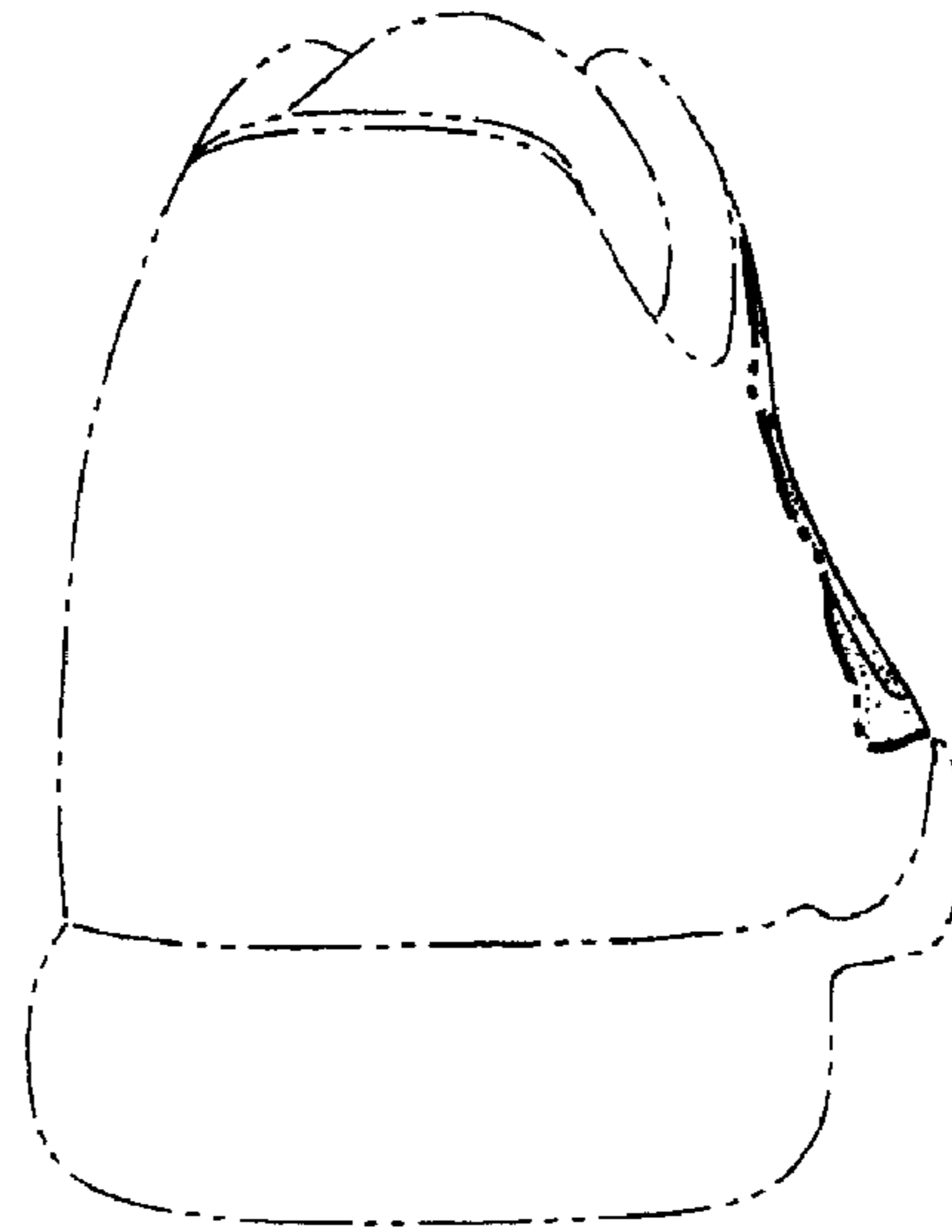


FIG. 4

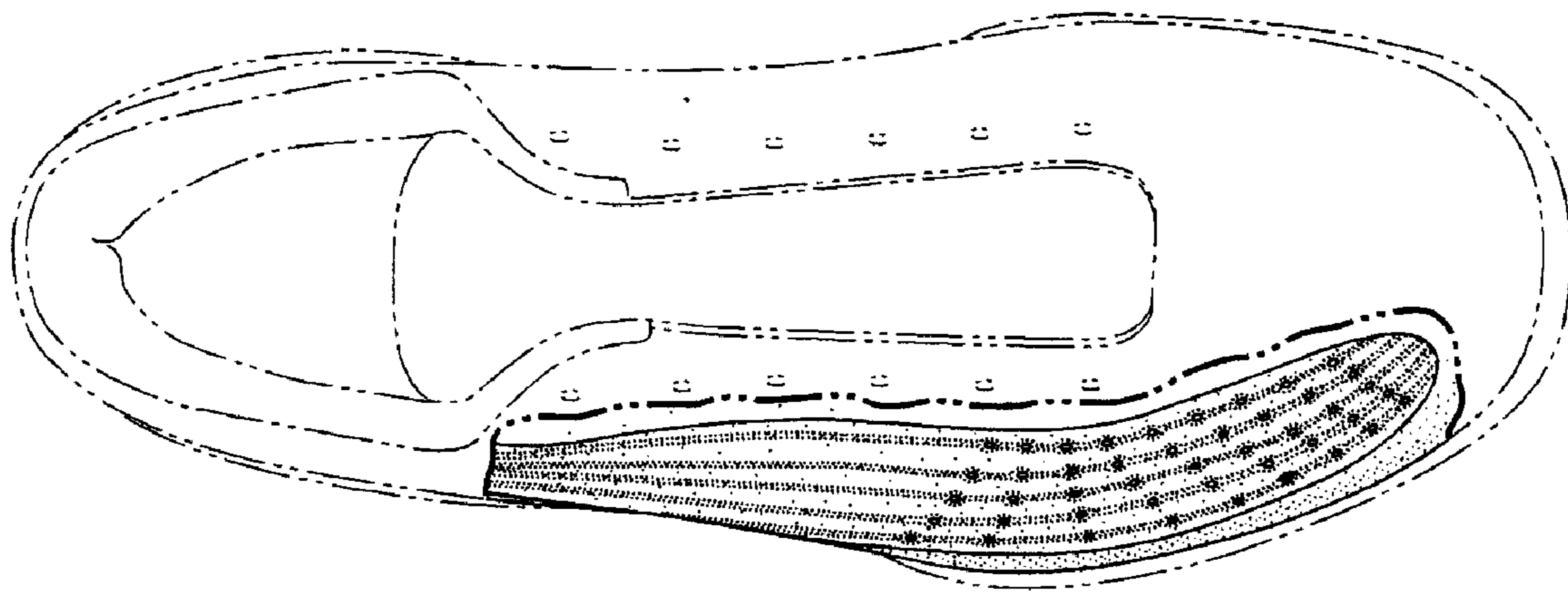


FIG. 5