

US00D544196S

(12) **United States Design Patent**
Caine

(10) **Patent No.:** **US D544,196 S**
(45) **Date of Patent:** **** Jun. 12, 2007**

(54) **PORTION OF A SHOE UPPER**

(75) Inventor: **Andrew Caine**, Portland, OR (US)

(73) Assignee: **Nike, Inc.**, Beaverton, OR (US)

(**) Term: **14 Years**

(21) Appl. No.: **29/270,545**

(22) Filed: **Dec. 27, 2006**

(51) **LOC (8) Cl.** **02-99**

(52) **U.S. Cl.** **D2/972**

(58) **Field of Classification Search** D2/902,
D2/906-908, 943, 944, 969, 972-974; 36/45,
36/50.1, 77 M, 77 R, 83, 88, 113, 114, 126-131
See application file for complete search history.

(56) **References Cited**

U.S. PATENT DOCUMENTS

D94,754 S	3/1935	Grossman	
D103,013 S	2/1937	Lazar	
D227,519 S	7/1973	Meadows	
D292,945 S	12/1987	Selbiger et al.	
D295,578 S	5/1988	Tong	
4,769,927 A	9/1988	Liggett et al.	
D299,783 S *	2/1989	Brown et al.	D2/969
4,811,500 A	3/1989	Maccano	
4,817,304 A	4/1989	Parker et al.	
D310,292 S *	9/1990	Selbiger	D2/969
D314,858 S *	2/1991	Richard et al.	D2/969
D318,944 S	8/1991	Lucas	
D332,522 S	1/1993	Hatfield et al.	
D334,461 S	4/1993	Mocerri	
D337,423 S *	7/1993	Bailey	D2/969
D339,446 S	9/1993	Teague	
D364,498 S	11/1995	Teague	
D367,754 S	3/1996	James	
5,915,819 A	6/1999	Gooding	
D414,019 S	9/1999	Kang	
D424,283 S	5/2000	Snyder	
6,305,103 B1	10/2001	Camargo	
6,321,465 B1	11/2001	Bonk et al.	
D471,350 S	3/2003	Roulo	
D496,152 S *	9/2004	Doxey	D2/972

D500,407 S	1/2005	Smith	
D506,603 S *	6/2005	Hubbard	D2/972
D513,857 S	1/2006	Hlavacs	
D513,859 S	1/2006	Morris	
D516,286 S *	3/2006	Hubbard	D2/972
D517,297 S *	3/2006	Jones et al.	D2/969
D523,228 S *	6/2006	Henderson	D2/972
D529,275 S *	10/2006	Wozniak	D2/972
D529,701 S *	10/2006	Dekovic	D2/970
D532,590 S *	11/2006	Belley et al.	D2/969

OTHER PUBLICATIONS

Nike Footwear Catalog (1984 Shoe Show), p. 42, published 1984, Beaverton, Oregon, USA.

(Continued)

Primary Examiner—Dominic Simone
(74) *Attorney, Agent, or Firm*—TraskBritt, P.C.

(57) **CLAIM**

The ornamental design for a portion of a shoe upper, as shown and described.

DESCRIPTION

FIG. 1 is a perspective view of a portion of a shoe upper showing my new design;

FIG. 2 is a side of the portion of a shoe upper shown in FIG. 1;

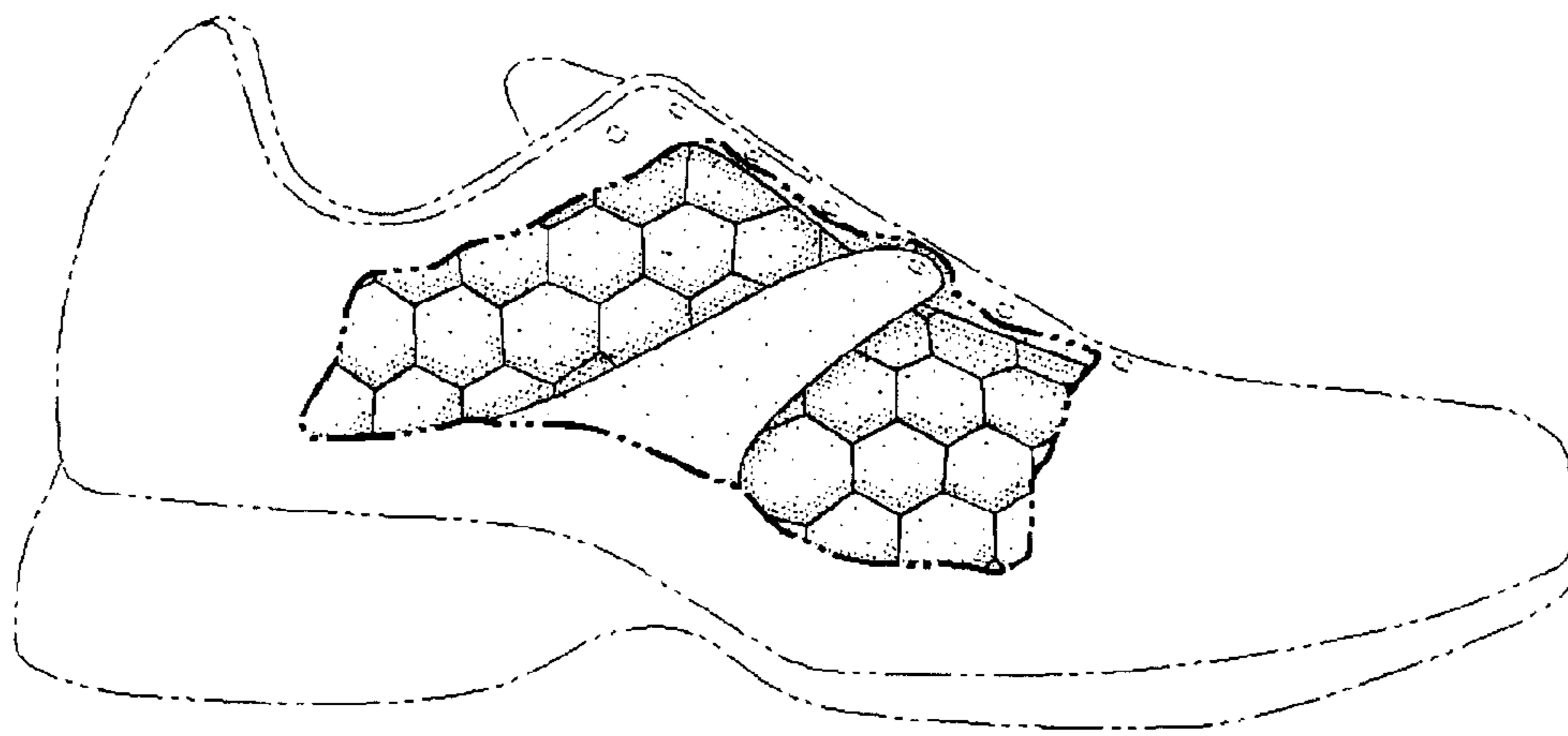
FIG. 3 is a front view of the portion of a shoe upper shown in FIG. 1;

FIG. 4 is a rear view of the portion of a shoe upper shown in FIG. 1; and,

FIG. 5 is a top view of the portion of a shoe upper shown in FIG. 1.

The uneven broken line immediately adjacent to the shaded area represent the bounds of the claimed design. All other uneven broken lines represent the remaining portion of the shoe. The uneven broken line representations in FIGS. 1-5 are for illustrative purposes only and form no part of the claimed design.

1 Claim, 2 Drawing Sheets



OTHER PUBLICATIONS

Nike Footwear Catalog (FA 86), pp. 7, 16, 46, published Jan. 1986, Beaverton, Oregon, USA.

Nike Footwear Catalog (FA 87), pp. 12, 44, 106, published Jan. 1987, Beaverton, Oregon, USA.

Nike Footwear Catalog (FA 88), pp. 10, 60, 62, 130, published Dec. 1987, Beaverton, Oregon, USA.

Nike Footwear Catalog (SP 90), p. 50, published Jun. 1989, Beaverton, Oregon, USA.

Nike Footwear Catalog (SP 91), p. 106, published Jun. 1990, Beaverton, Oregon, USA.

Men's Nike Footwear Catalog (FA 99), p. M36, published Nov. 1998, Beaverton, Oregon, USA.

Men's Nike Footwear Catalog (HO 01), p. 73, published Feb. 2001, Beaverton, Oregon, USA.

Men's Nike Footwear Catalog (HO 02), p. 156, published Mar. 2002, Beaverton, Oregon, USA.

Men's Nike Footwear Catalog (LS 04), p. 18, published Sep. 2003, Beaverton, Oregon, USA.

Nike Footwear Catalog (HO 04), p. 29, published Mar. 2004, Beaverton, Oregon, USA.

Nike Footwear Catalog (HO 05), p. 36, published Mar. 2005, Beaverton, Oregon, USA.

Nike Footwear Catalog (SP 06), p. 62, published Jun. 2005, Beaverton, Oregon, USA.

Nike Footwear Catalog (FA 06), p. 213, published Nov. 2005, Beaverton, Oregon, USA.

Nike Footwear Catalog (HO 06), p. 41, published Mar. 2006, Beaverton, Oregon, USA.

* cited by examiner

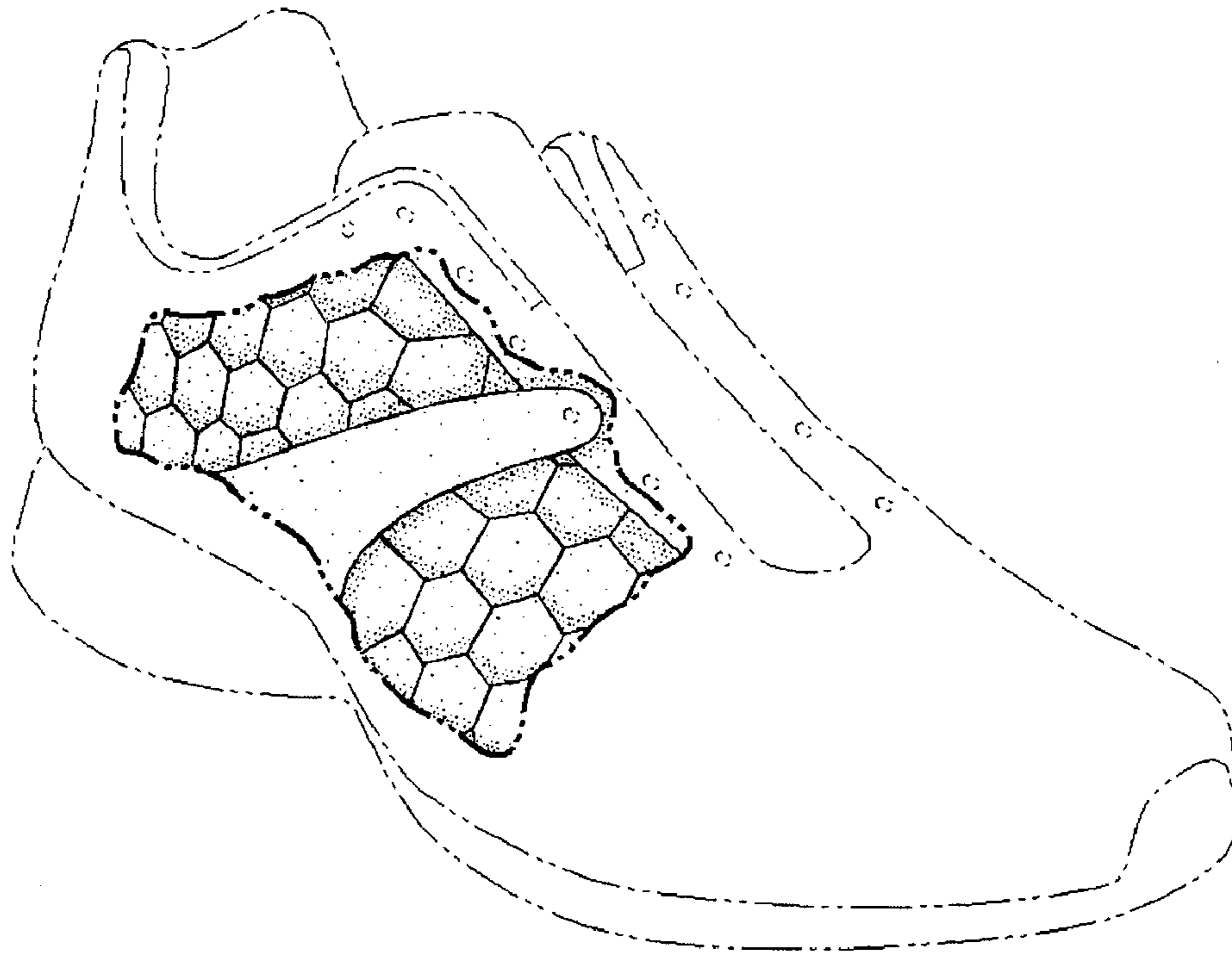


FIG. 1

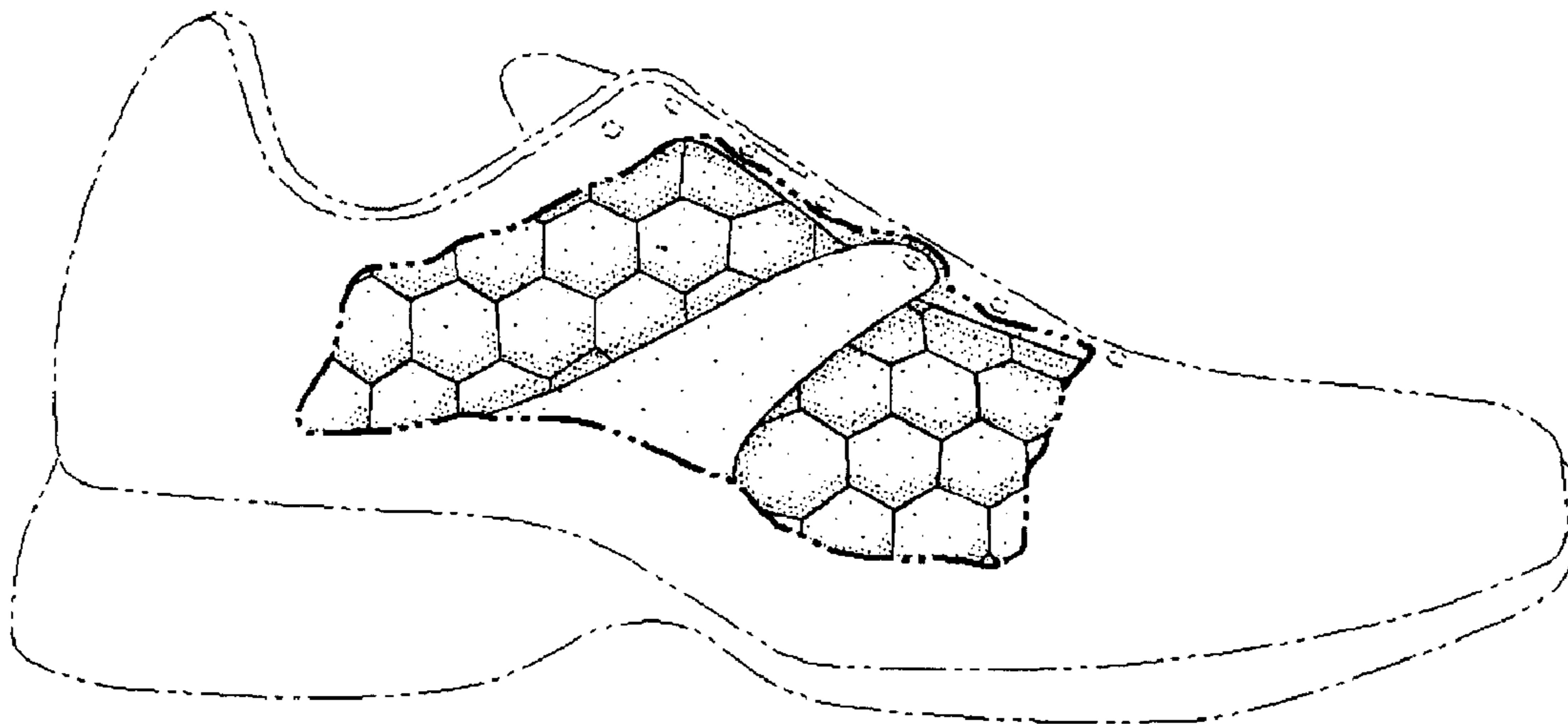


FIG. 2

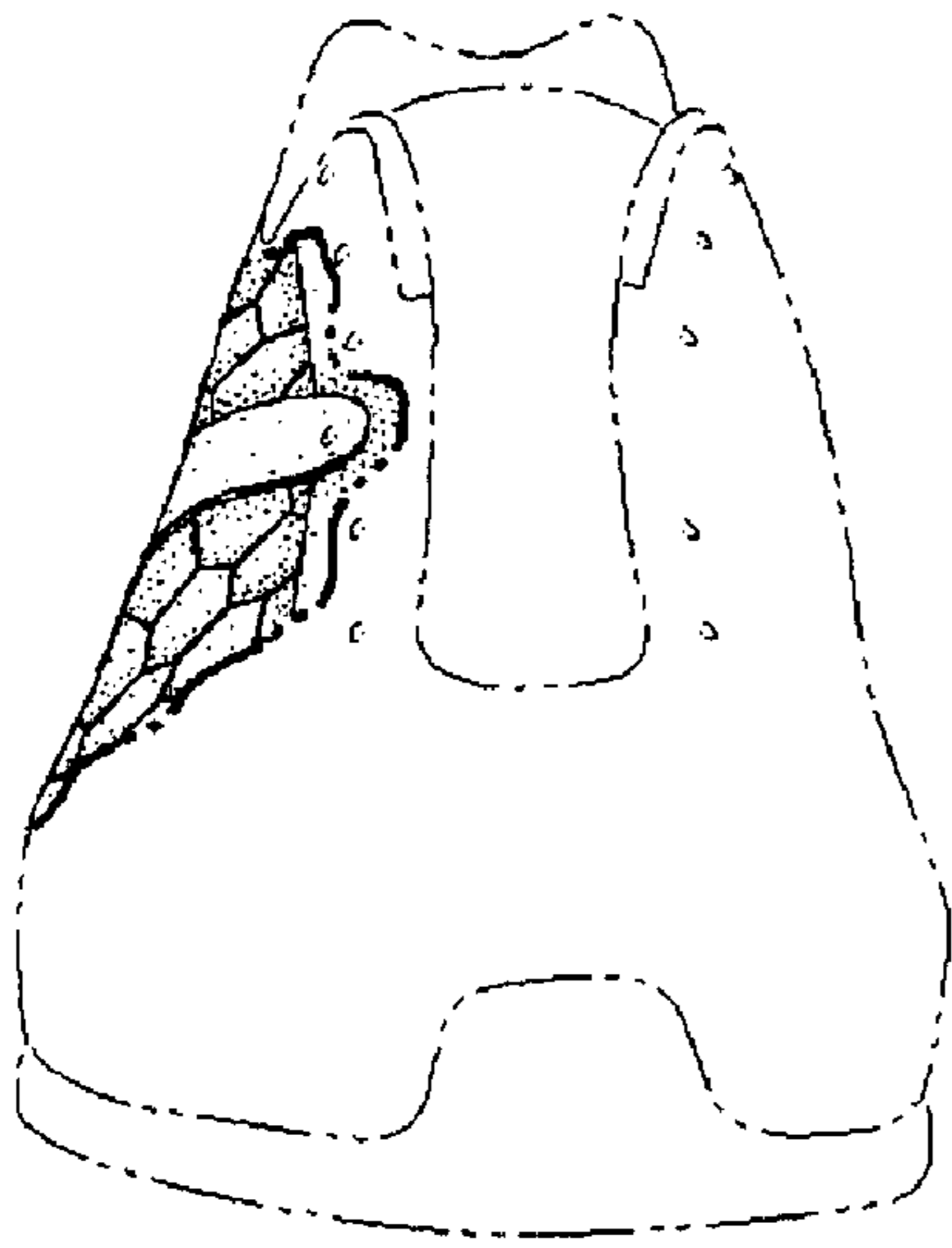


FIG. 3

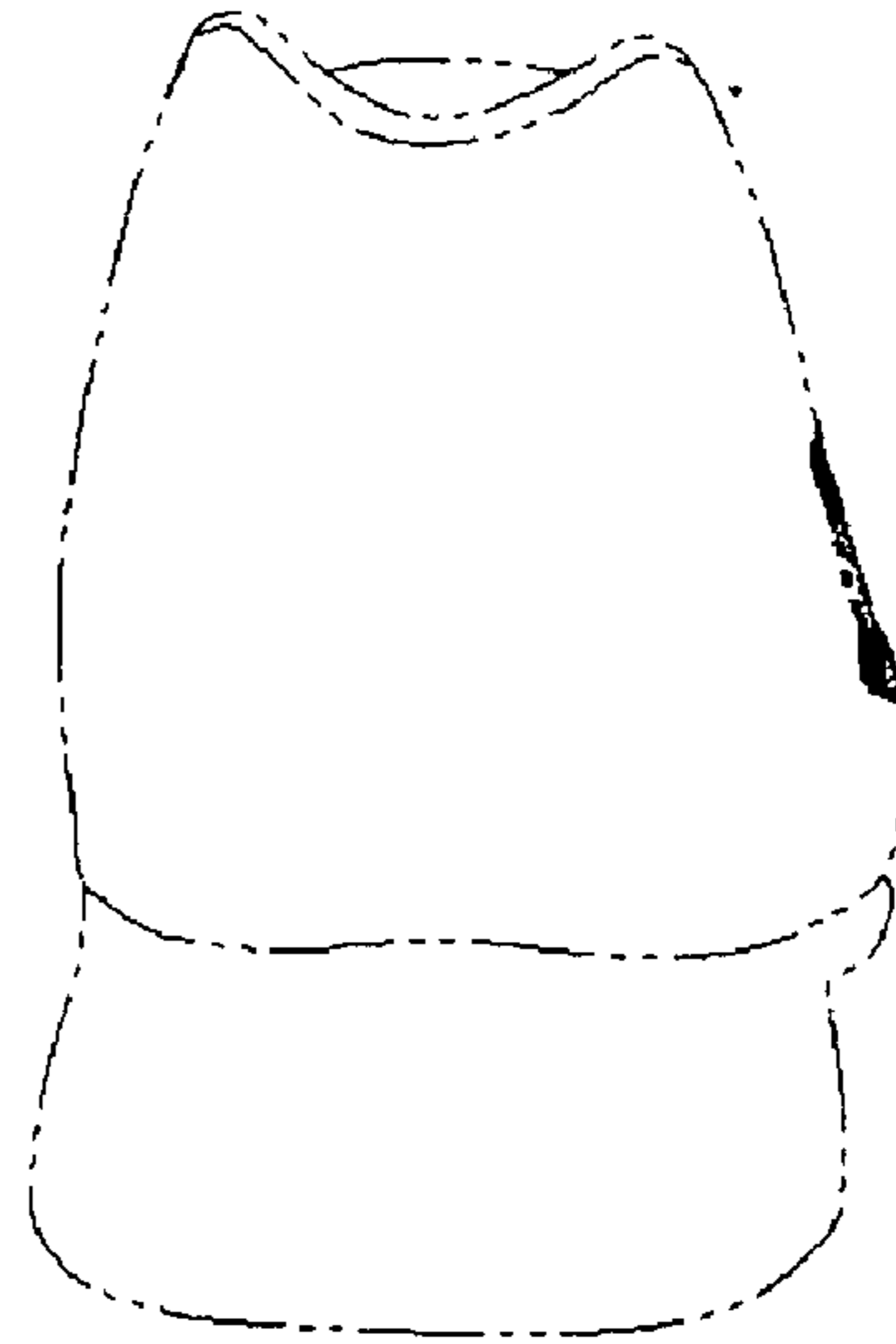


FIG. 4

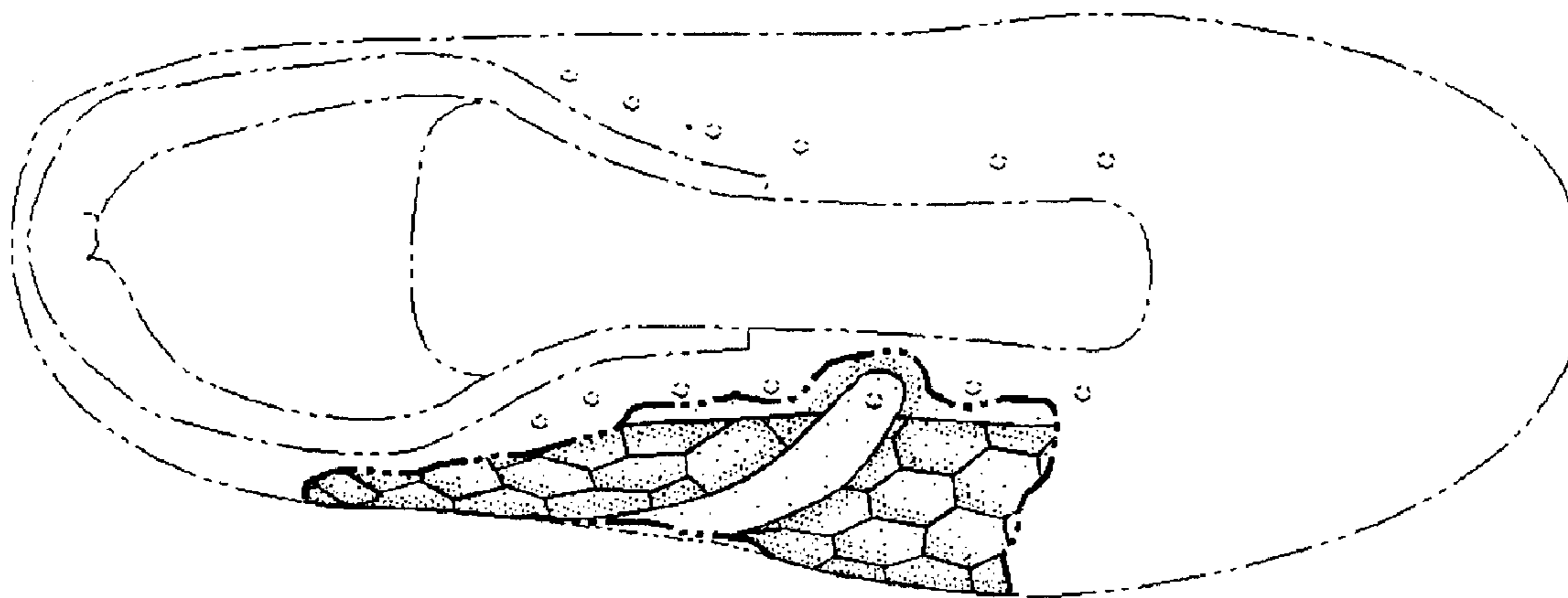


FIG. 5