

US00D544191S

(12) **United States Design Patent**
Choi

(10) **Patent No.:** **US D544,191 S**
(45) **Date of Patent:** **** Jun. 12, 2007**

(54) **SHOE**

D531,791 S * 11/2006 Choi D2/971

(75) Inventor: **Sandra Choi**, London (GB)

OTHER PUBLICATIONS

(73) Assignee: **J. Choo (Jersey) Limited**, St. Helier,
Jersey (GB)

J. Choo (Jersey) Limited, JINI, Spring/Summer 2004 Catalogue.
U.S. Appl. No. 29/210,238; filed Jul. 28, 2004.
U.S. Appl. No. 29/210,821; filed Aug. 5, 2004.

(**) Term: **14 Years**

* cited by examiner

(21) Appl. No.: **29/252,511**

Primary Examiner—Dominic Simone

(22) Filed: **Jan. 23, 2006**

(74) *Attorney, Agent, or Firm*—Fross Zelnick Lehrman &
Zissu, P.C.; Lawrence E. Apolzon, Esq.

(30) **Foreign Application Priority Data**

(57) **CLAIM**

Sep. 12, 2005 (EM) 000402748-001

The ornamental design for a shoe, as shown and described.

(51) **LOC (8) Cl.** **02-99**

DESCRIPTION

(52) **U.S. Cl.** **D2/971**

(58) **Field of Classification Search** D2/925-942,
D2/971

FIG. 1 is a front perspective view of a shoe showing my new design;

See application file for complete search history.

FIG. 2 is a right side view of the shoe shown in FIG. 1;

FIG. 3 is a left side view of the shoe shown in FIG. 1;

(56) **References Cited**

U.S. PATENT DOCUMENTS

D94,638 S *	2/1935	Stritter	D2/971
D94,640 S *	2/1935	Stritter	D2/971
D95,097 S *	4/1935	Weidner	D2/971
D95,732 S *	5/1935	Dunbar	D2/933
D103,707 S *	3/1937	Carey	D2/941
D104,733 S *	6/1937	Wertheim	D2/931
D149,683 S *	5/1948	Sandler	D2/930
D152,571 S	2/1949	Sandler		
D163,019 S *	4/1951	Braun	D2/928
D170,513 S *	9/1953	Simon	D2/932
3,566,487 A *	3/1971	Beightol	D2/944
D452,771 S *	1/2002	Jacobs	D2/930
D501,075 S *	1/2005	Choi	D2/971
D525,418 S *	7/2006	Kelsey	D2/971
D530,495 S *	10/2006	Choi	D2/971

FIG. 4 is a front view of the shoe shown in FIG. 1;

FIG. 5 is a rear view of the shoe shown in FIG. 1;

FIG. 6 is a top view of the shoe shown in FIG. 1;

FIG. 7 is a front perspective view of an alternative embodiment of the shoe shown in FIG. 1;

FIG. 8 is a right side view of the alternative embodiment of the shoe shown in FIG. 7; and,

FIG. 9 is a left side view of the alternative embodiment of the shoe shown in FIG. 7.

The broken line showing of the sole, heel, heel cap, buckle, buckle holes, and portion of the front is for illustrative purposes only and forms no part of the claimed design.

1 Claim, 9 Drawing Sheets





FIG. 1

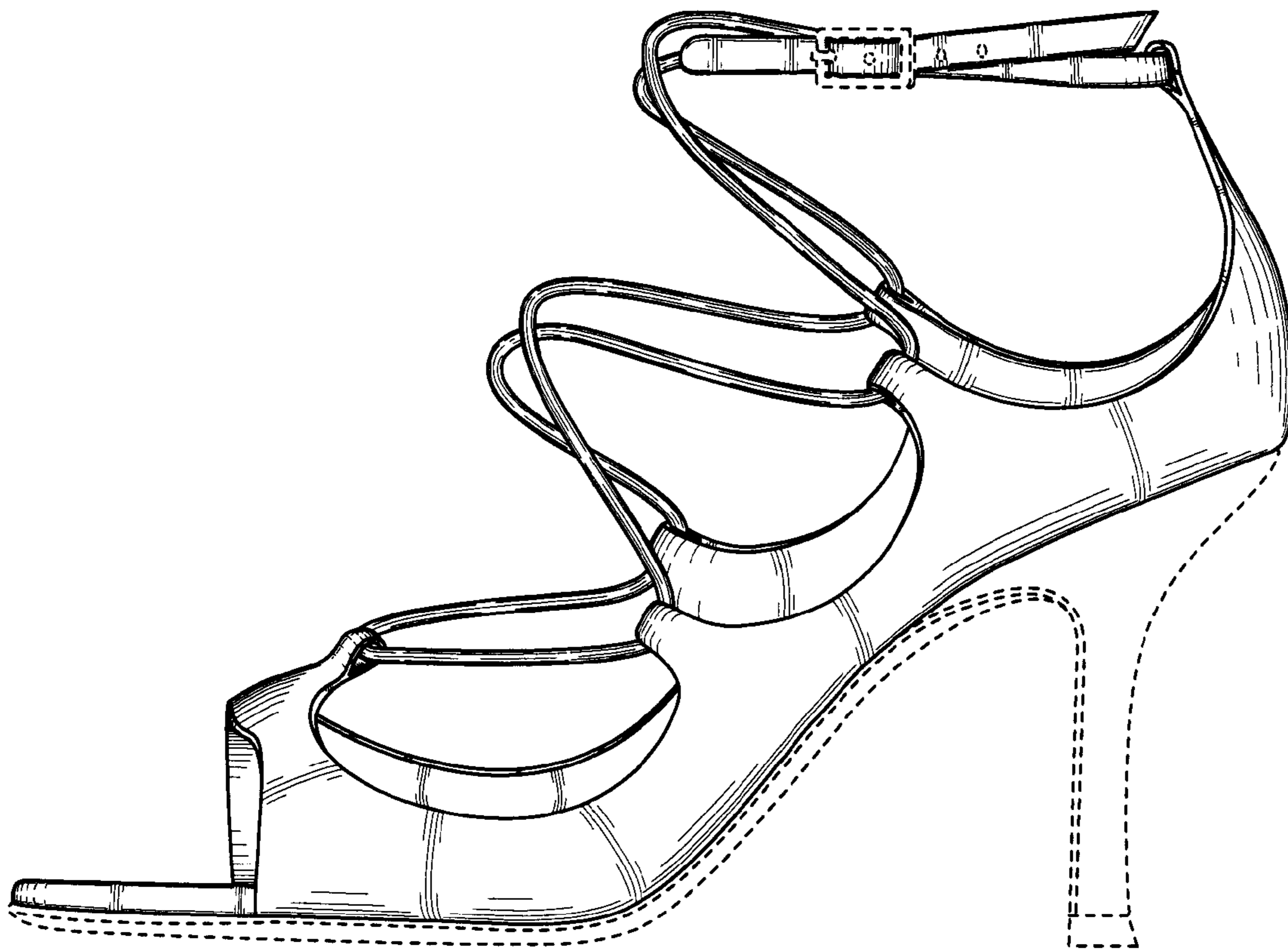


FIG. 2

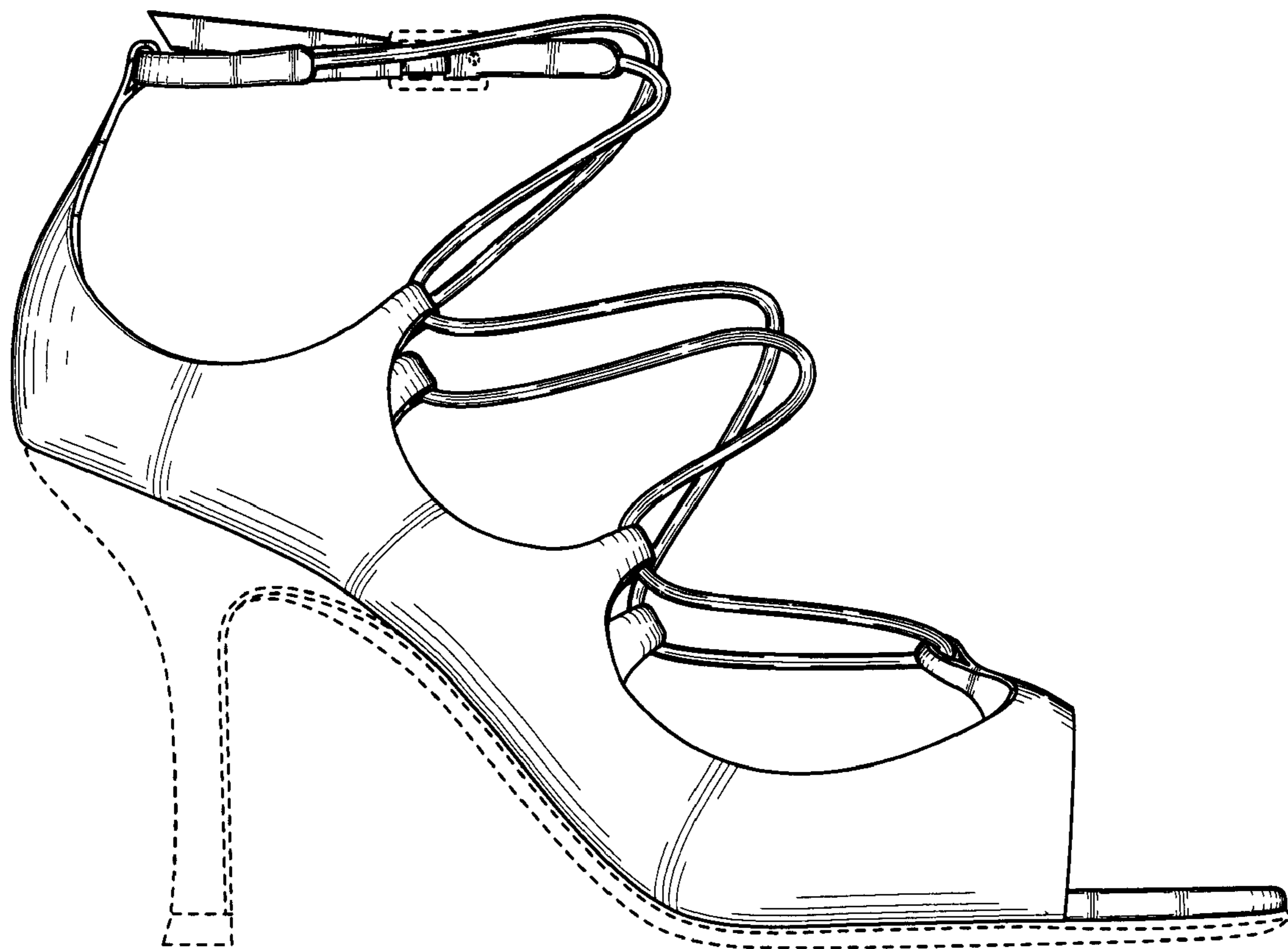


FIG. 3

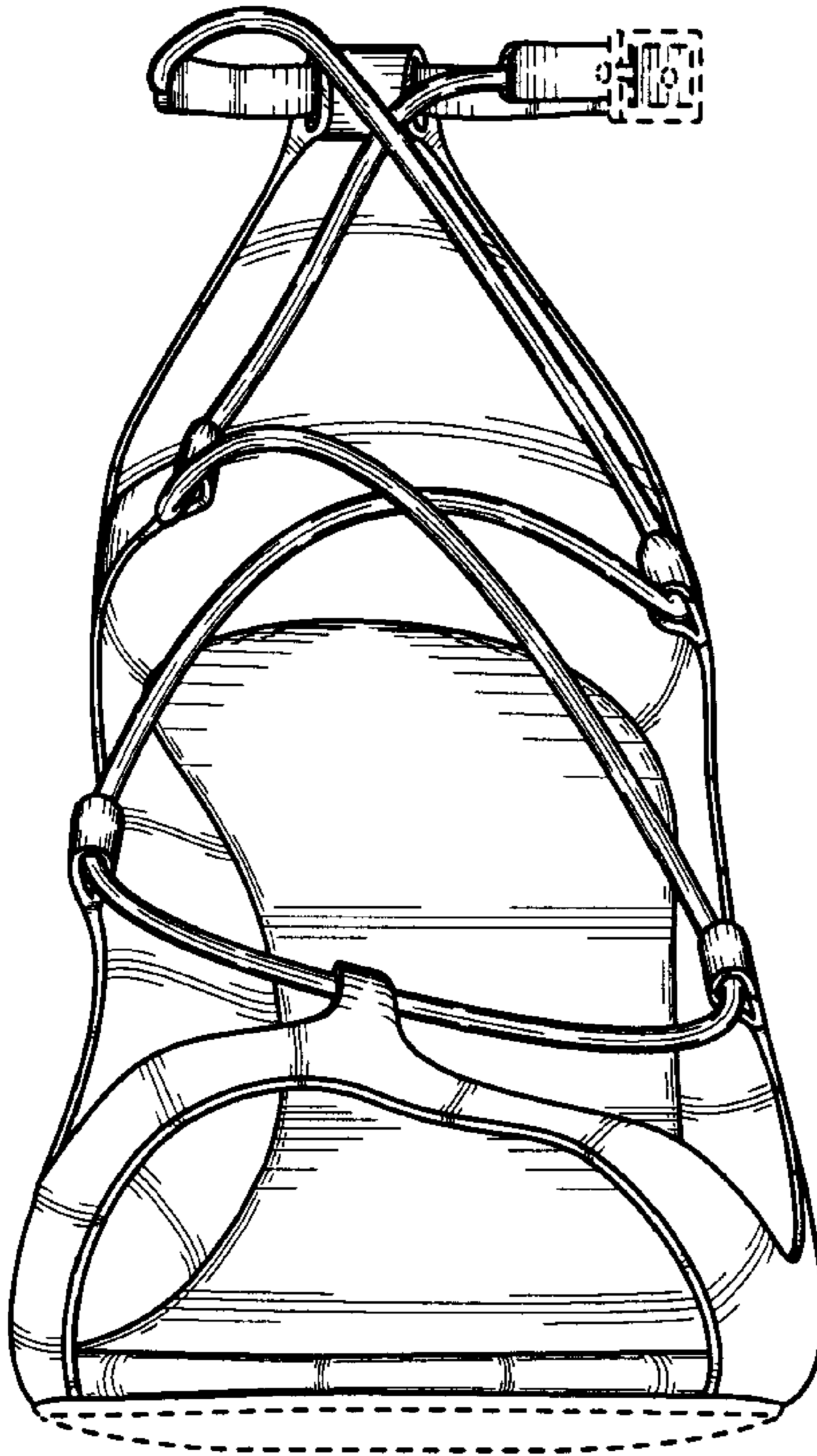


FIG. 4

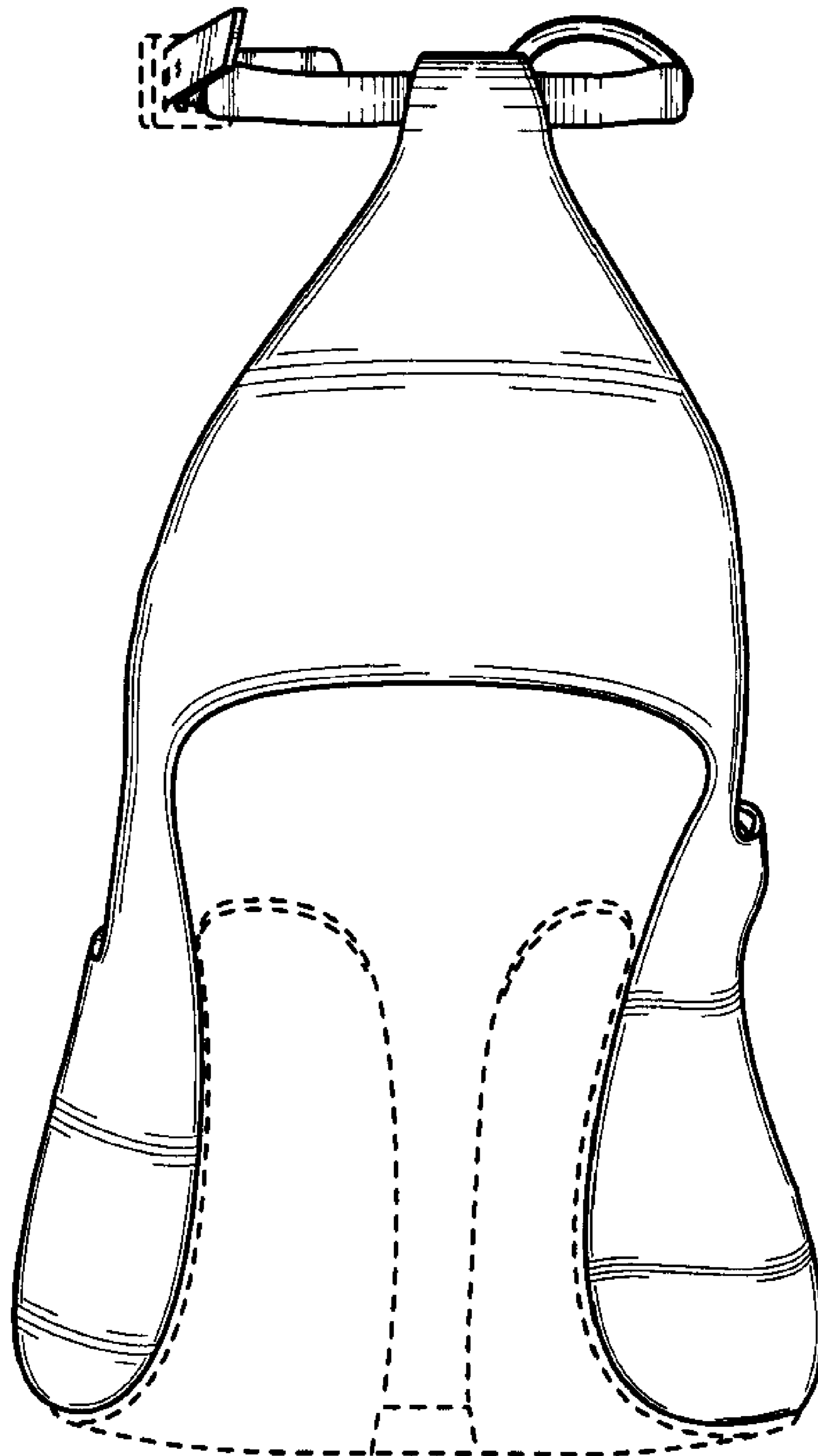


FIG. 5

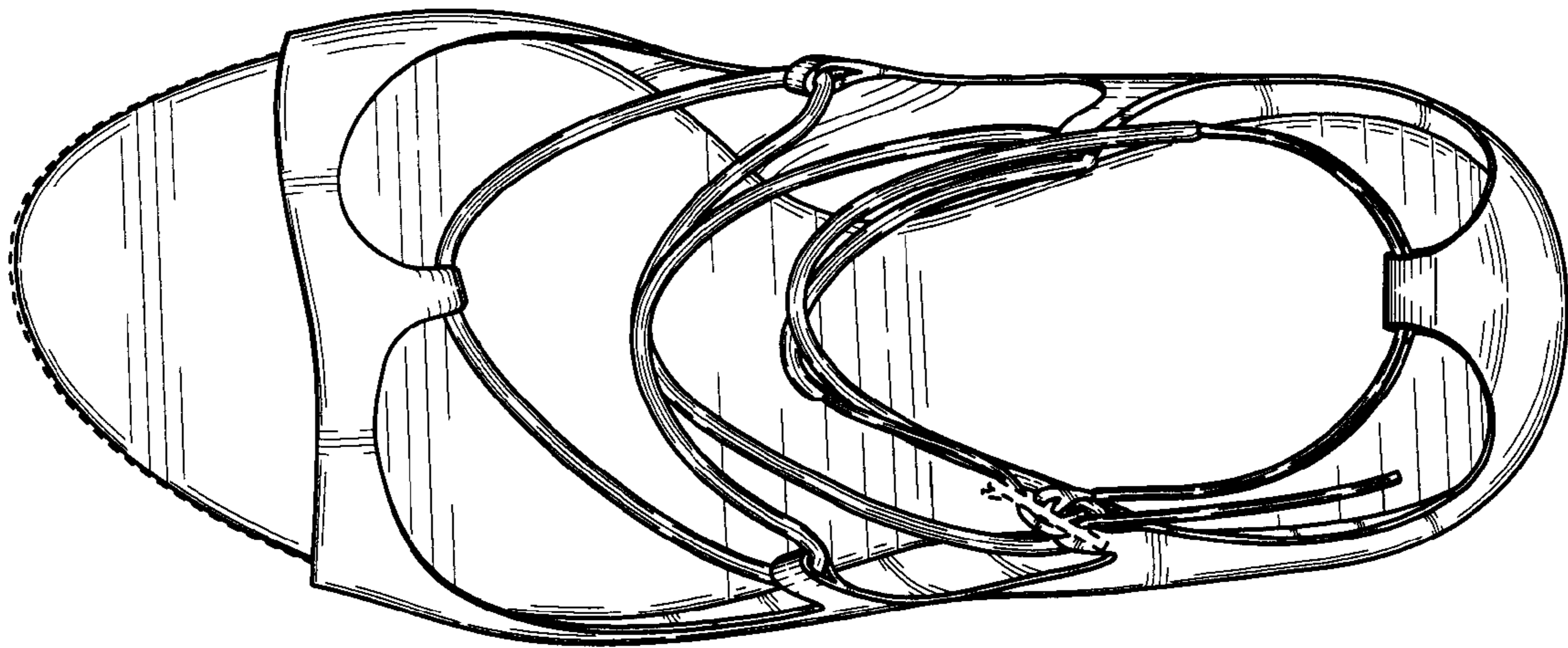


FIG. 6



FIG. 7

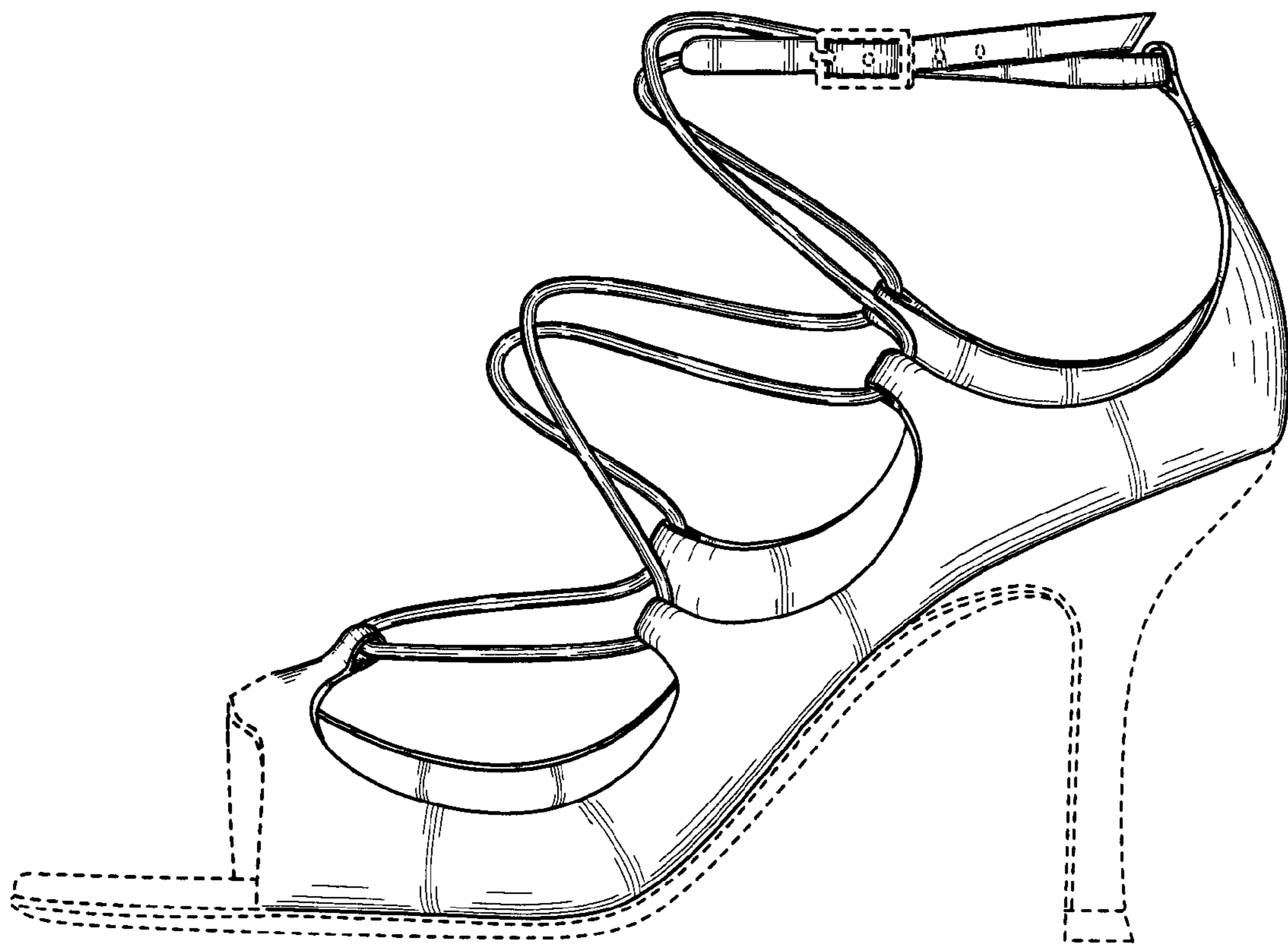


FIG. 8

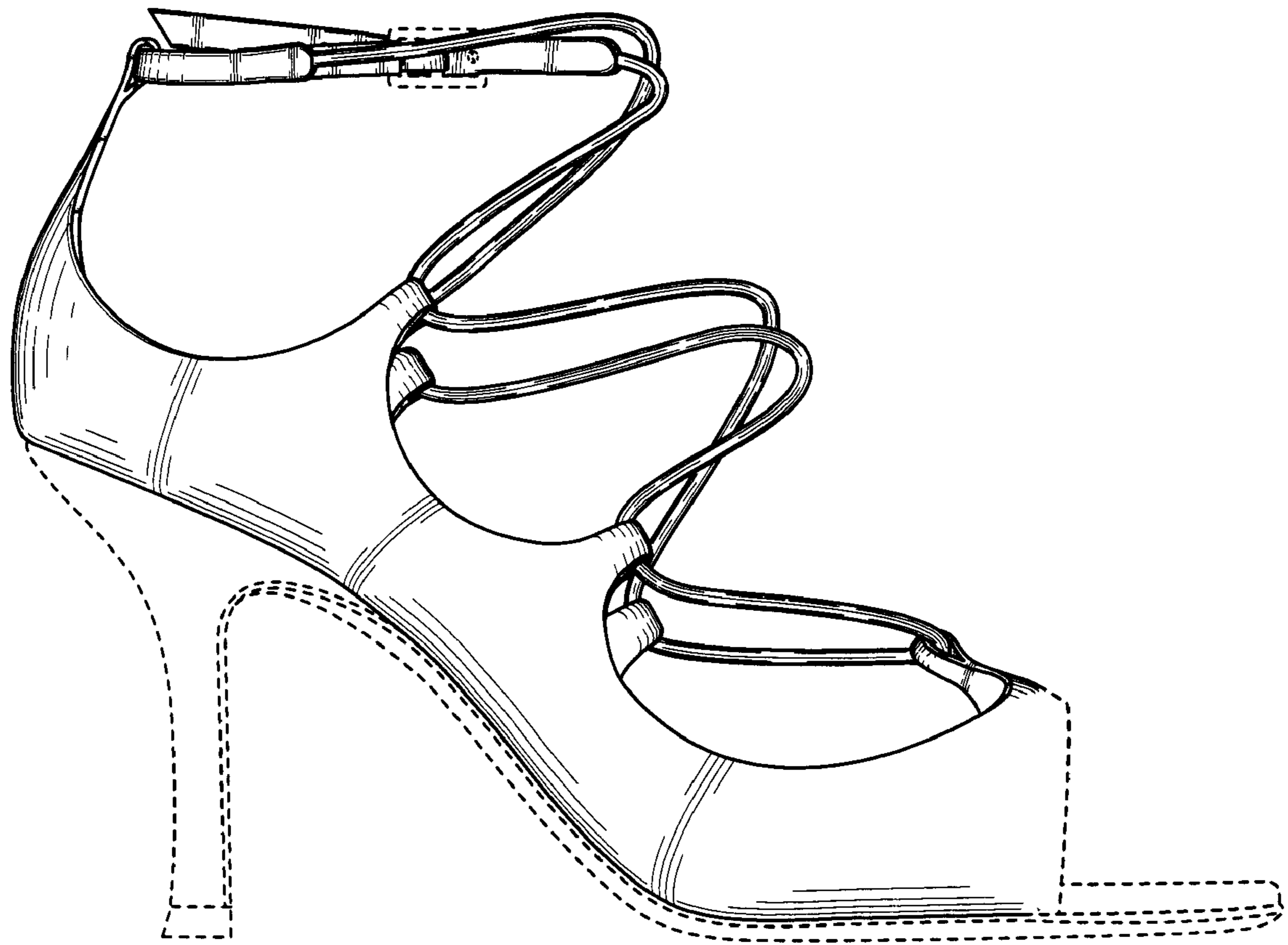


FIG. 9