



US00D544187S

(12) **United States Design Patent**
Hulbert

(10) **Patent No.:** **US D544,187 S**

(45) **Date of Patent:** **** Jun. 12, 2007**

(54) **SHOE**

(75) **Inventor:** **Emily L. Hulbert, Bucks (GB)**

(73) **Assignee:** **Lacoste Alligator S.A., Geneva (CH)**

(**) **Term:** **14 Years**

(21) **Appl. No.:** **29/236,681**

(22) **Filed:** **Aug. 19, 2005**

(51) **LOC (8) Cl.** **02-99**

(52) **U.S. Cl.** **D2/969**

(58) **Field of Classification Search** D2/902,
D2/907, 908, 943, 944, 969, 972-974; 36/45,
36/50.1, 77 M, 77 R, 83, 88, 113, 114, 126-131
See application file for complete search history.

(56) **References Cited**

U.S. PATENT DOCUMENTS

D264,393 S	*	5/1982	Sasaki	D2/906
D266,286 S	*	9/1982	Vernonet	D2/908
D377,412 S	*	1/1997	Longbottom et al.	D2/969
D448,148 S	*	9/2001	Matis et al.	D2/969
D475,186 S	*	6/2003	Shea et al.	D2/969
D476,145 S	*	6/2003	Adams et al.	D2/969
D485,668 S	*	1/2004	Galway	D2/969
D487,619 S	*	3/2004	Matis	D2/969
D487,962 S	*	4/2004	Magro	D2/969
D487,963 S	*	4/2004	Magro	D2/969
D492,098 S	*	6/2004	Magro	D2/907
D494,751 S	*	8/2004	Magro	D2/969
D495,862 S	*	9/2004	Riosa	D2/969
D505,002 S	*	5/2005	Matis et al.	D2/969

D505,003 S	*	5/2005	Robbins et al.	D2/969
D506,601 S	*	6/2005	Bandini et al.	D2/969
D507,864 S	*	8/2005	Robbins et al.	D2/969
D514,291 S	*	2/2006	Whiteman et al.	D2/969
D517,298 S	*	3/2006	James	D2/969
D517,299 S	*	3/2006	Drury	D2/969
D517,300 S	*	3/2006	Carr et al.	D2/969
D520,223 S	*	5/2006	Burg	D2/969
D523,615 S	*	6/2006	Burg	D2/969
D530,069 S	*	10/2006	Schoenborn et al.	D2/969

* cited by examiner

Primary Examiner—Dominic Simone

(74) *Attorney, Agent, or Firm*—Fross Zelnick Lehrman & Zissu, P.C.; David I. Greenbuam, Esq.

(57) **CLAIM**

The ornamental design for a shoe, as shown and described.

DESCRIPTION

FIG. 1 is a front perspective view of a shoe showing my new design;

FIG. 2 is a right side view of the shoe shown in FIG. 1;

FIG. 3 is a left side view of the shoe shown in FIG. 1;

FIG. 4 is a top view of the shoe shown in FIG. 1;

FIG. 5 is a bottom view of the shoe shown in FIG. 1;


FIG. 6 is a front view of the shoe shown in FIG. 1; and,

FIG. 7 is a rear view of the shoe shown in FIG. 1.

The broken line showing of the sole is for illustrative purposes only and forms no part of the claimed design.

The dotted lines other than those representing the sole are understood to represent stitching.

1 Claim, 6 Drawing Sheets



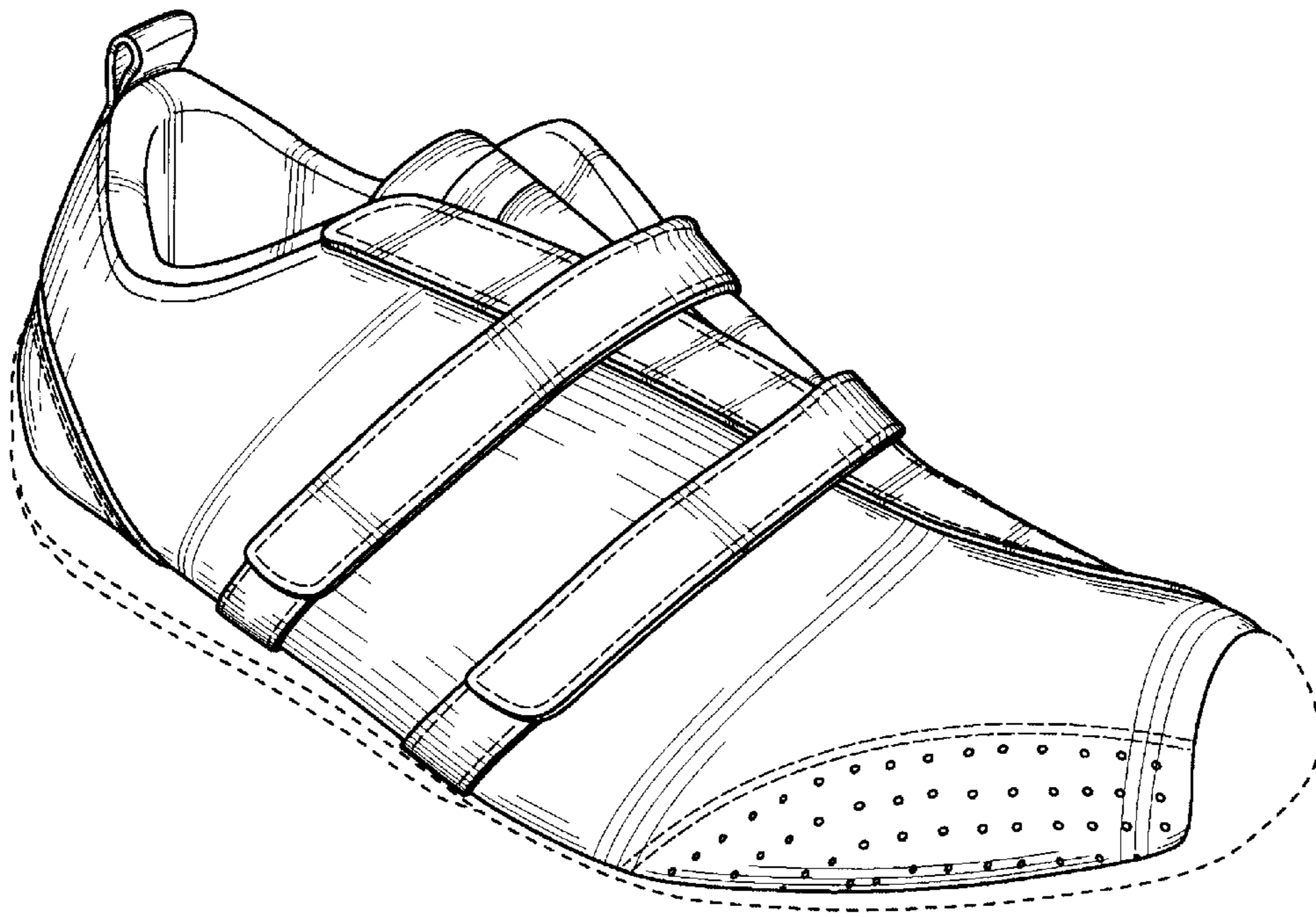


FIG. 1

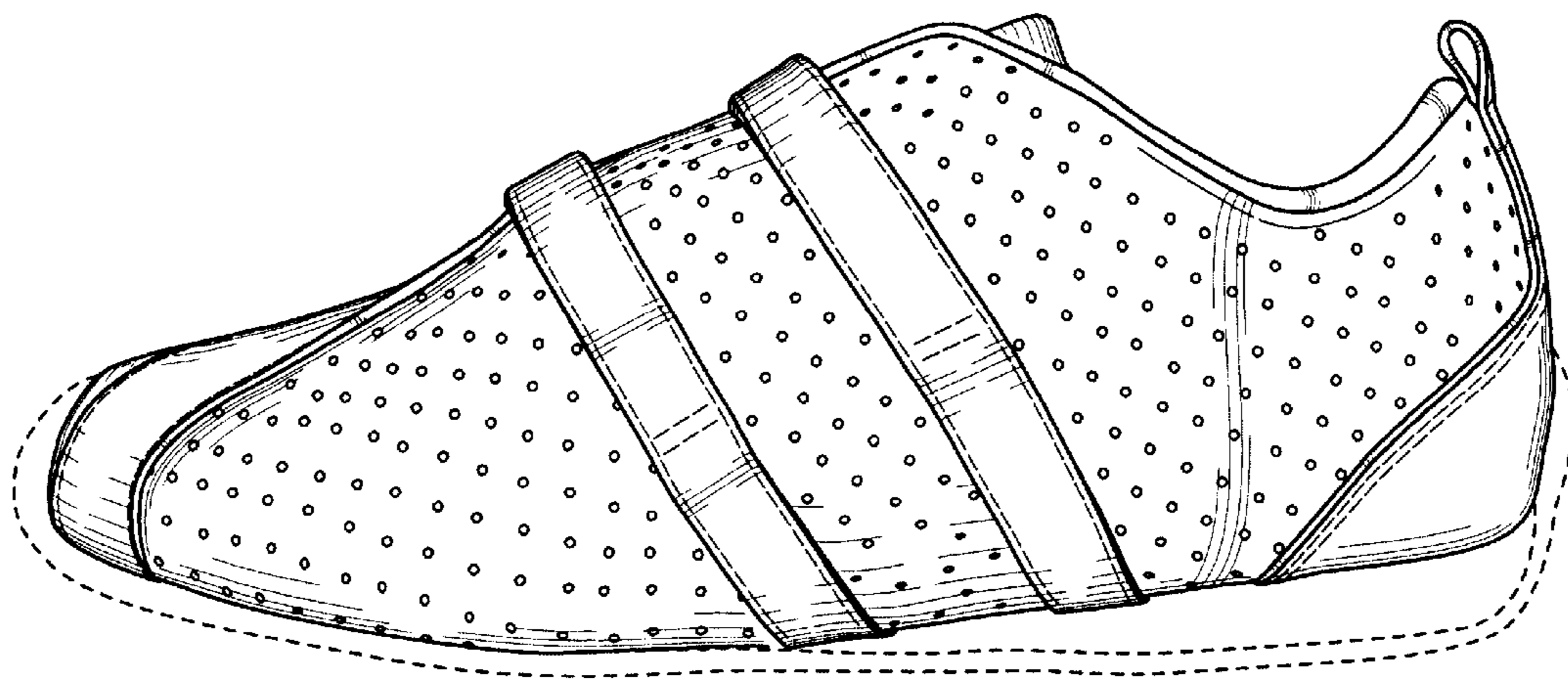


FIG. 2




FIG. 3

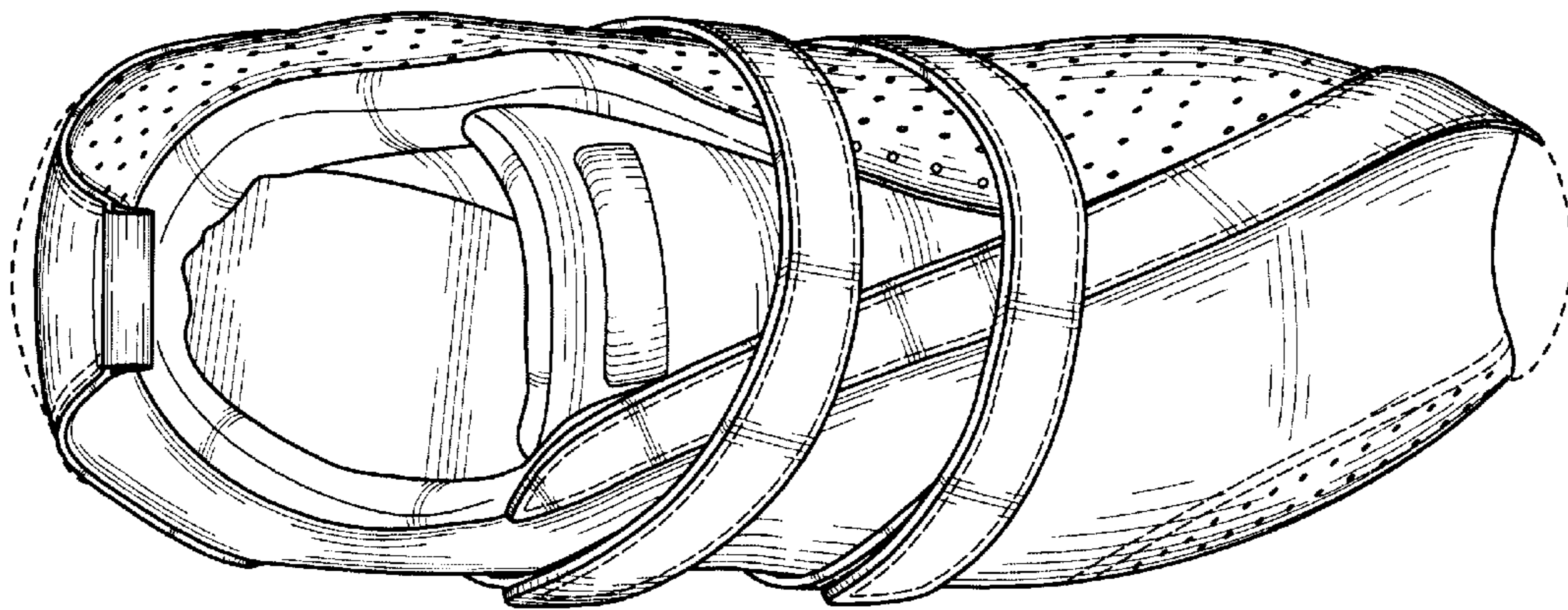


FIG. 4

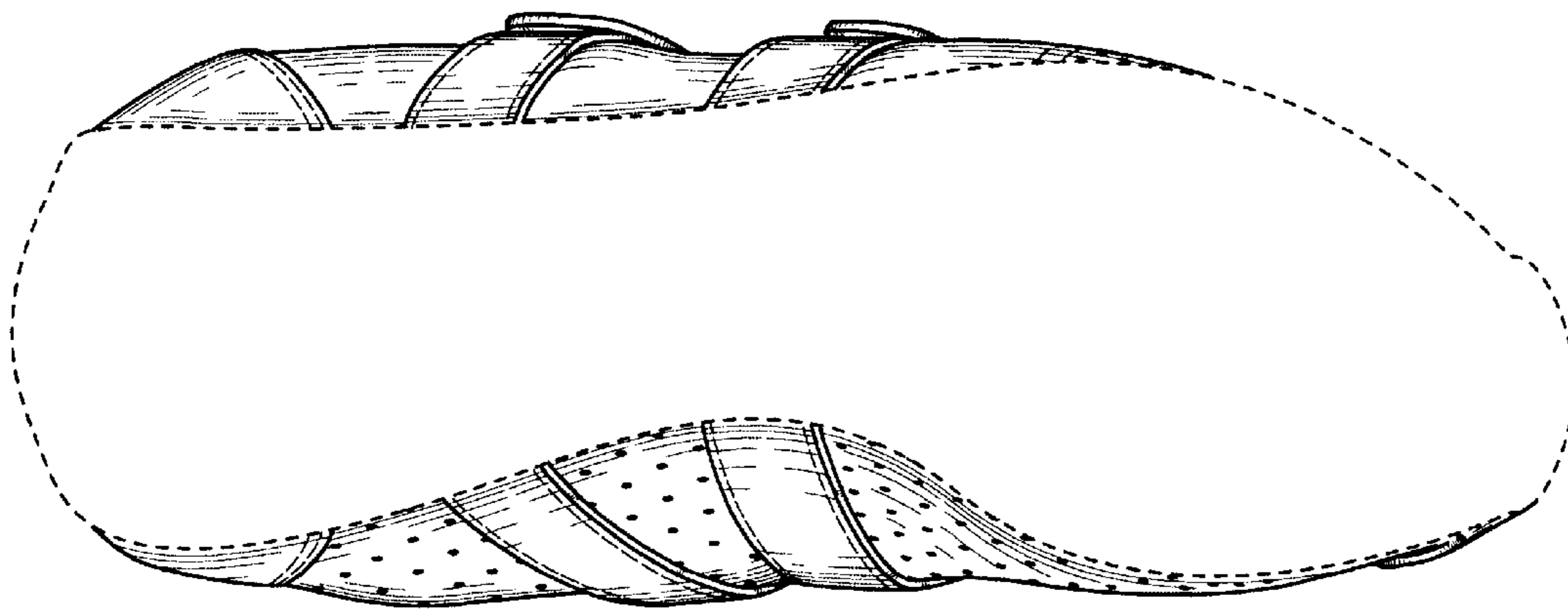


FIG. 5

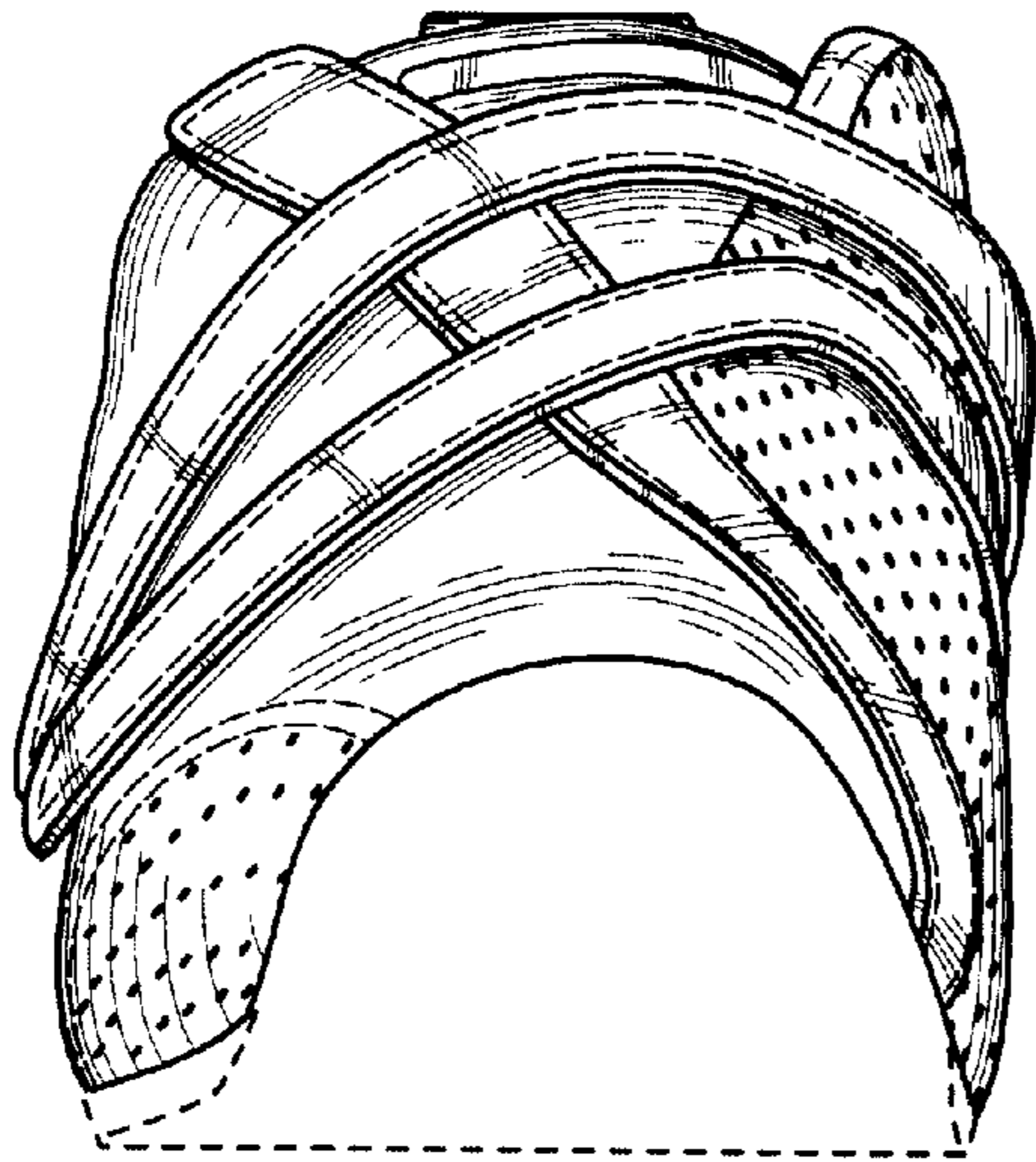


FIG. 6

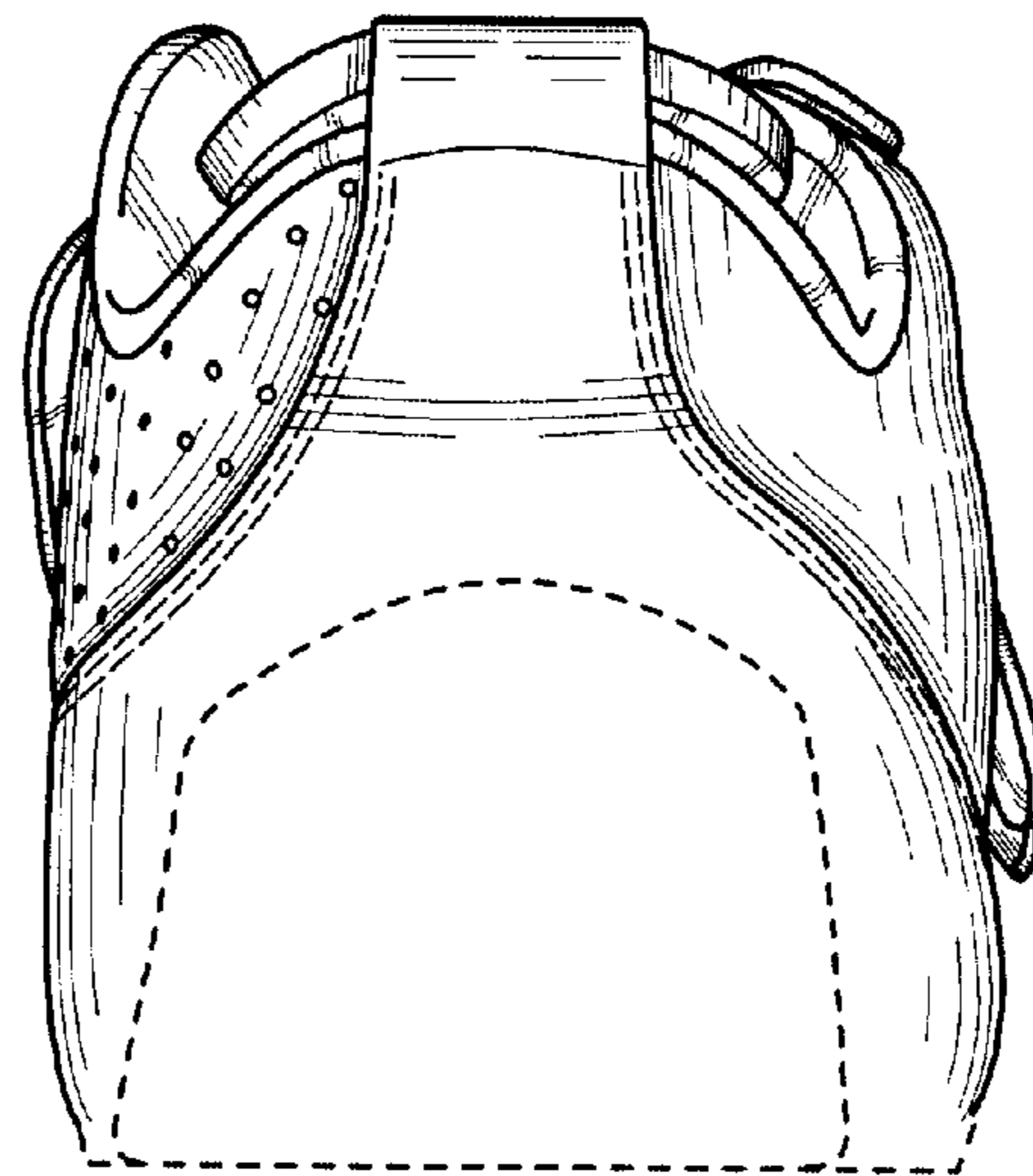


FIG. 7